

CHAPTER ONE

EARLY CHILDHOOD CARE DEVELOPMENT AND EDUCATION AND PRE-PRIMARY EDUCATION

1.0 Introduction

Early Childhood Care Development and Education (ECCDE) in Nigeria comprises crèche, nursery or kindergarten which normally takes place between the ages of 0-4 years, while pre-primary education is offered to children aged 5 years as a preparation for primary education. Early Childhood Care Development and Pre-Primary Education is offered by both public and private providers of education in schools throughout the country. This chapter provides statistics on ECCDE and pre-primary schools.

1.1 Number of Schools ECCDE/Pre-Primary Schools

1.1.1 National Summary of Number of Primary Schools in Public and Private ECCDE/Pre-Primary Schools

Table 1.1 Number of Public and Private ECCDE/Pre-Primary Schools: 2013/2014- 2017/2018

| YEAR | Public | Private | Total |
|-----------|--------|---------|--------|
| 2013/2014 | 12,039 | 3,231 | 15,270 |
| 2014/2015 | 13,545 | 3,055 | 16,600 |
| 2016/2017 | 37,336 | 12,332 | 49,668 |
| 2017/2018 | 33,214 | 48,348 | 81,562 |

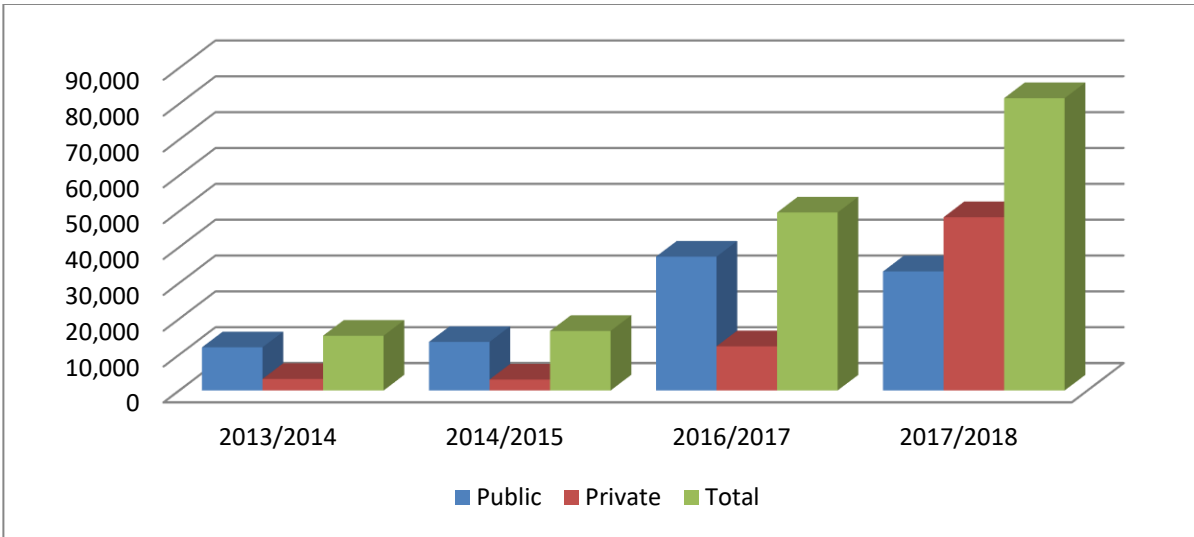


Figure 1.1 Number of Public and Private ECCDE/Pre-Primary Schools: 2013/2014- 2017/2018

1.1.2 Number of Public ECCDE/Pre-Primary Schools in States by Location (Urban and Rural)

Table 1.2 Number of Public ECCDE/Pre-Primary Schools only and with Primary Schools by State and Location: 2017/2018

| State | Urban | | | Rural | | | Total | | |
|-------------|-------------------------|--------------------------------|--------------------------|-------------------------|--------------------------------|--------------------------|-------------------------|--------------------------------|--------------------------|
| | ECCDE/ Pre-Primary Only | ECCDE / Pre-Primary in Primary | Total ECCDE/ Pre-Primary | ECCDE/ Pre-Primary Only | ECCDE / Pre-Primary in Primary | Total ECCDE/ Pre-Primary | ECCDE/ Pre-Primary Only | ECCDE / Pre-Primary in Primary | Total ECCDE/ Pre-Primary |
| Abia | 0 | 162 | 162 | 0 | 713 | 713 | 0 | 875 | 875 |
| Adamawa | 2 | 156 | 158 | 2 | 324 | 326 | 4 | 480 | 484 |
| Akwa-Ibom | 0 | 247 | 247 | 0 | 896 | 896 | 0 | 1,143 | 1,143 |
| Anambra | 2 | 300 | 302 | 33 | 681 | 714 | 35 | 981 | 1,016 |
| Bauchi | 11 | 138 | 149 | 29 | 650 | 679 | 40 | 788 | 828 |
| Bayelsa | 0 | 28 | 28 | 1 | 86 | 87 | 1 | 114 | 115 |
| Benue | 1 | 104 | 105 | 2 | 347 | 349 | 3 | 451 | 454 |
| Borno | 0 | 124 | 124 | 2 | 148 | 150 | 2 | 272 | 274 |
| Cross-River | 0 | 122 | 122 | 1 | 920 | 921 | 1 | 1,042 | 1,043 |
| Delta | 0 | 232 | 232 | 3 | 451 | 454 | 3 | 683 | 686 |
| Ebonyi | 0 | 89 | 89 | 0 | 553 | 553 | 0 | 642 | 642 |
| Edo | 0 | 189 | 189 | 0 | 586 | 586 | 0 | 775 | 775 |
| Ekiti | 1 | 464 | 465 | 2 | 252 | 254 | 3 | 716 | 719 |
| Enugu | 0 | 191 | 191 | 0 | 960 | 960 | 0 | 1,151 | 1,151 |
| Fct-Abuja | 0 | 97 | 97 | 1 | 295 | 296 | 1 | 392 | 393 |
| Gombe | 13 | 89 | 102 | 24 | 193 | 217 | 37 | 282 | 319 |
| Imo | 0 | 189 | 189 | 0 | 1,082 | 1,082 | 0 | 1,271 | 1,271 |
| Jigawa | 3 | 304 | 307 | 23 | 1,743 | 1,766 | 26 | 2,047 | 2,073 |
| Kaduna | 0 | 276 | 276 | 4 | 1,630 | 1,634 | 4 | 1,906 | 1,910 |
| Kano | 10 | 1,195 | 1,205 | 16 | 2,603 | 2,619 | 26 | 3,798 | 3,824 |
| Katsina | 1 | 257 | 258 | 15 | 1,398 | 1,413 | 16 | 1,655 | 1,671 |
| Kebbi | 1 | 154 | 155 | 12 | 254 | 266 | 13 | 408 | 421 |
| Kogi | 0 | 164 | 164 | 20 | 237 | 257 | 20 | 401 | 421 |
| Kwara | 2 | 253 | 255 | 4 | 676 | 680 | 6 | 929 | 935 |
| Lagos | 6 | 802 | 808 | 1 | 182 | 183 | 7 | 984 | 991 |
| Nasarawa | 11 | 94 | 105 | 10 | 144 | 154 | 21 | 238 | 259 |
| Niger | 25 | 227 | 252 | 19 | 580 | 599 | 44 | 807 | 851 |
| Ogun | 0 | 636 | 636 | 1 | 647 | 648 | 1 | 1,283 | 1,284 |
| Ondo | 1 | 419 | 420 | 3 | 685 | 688 | 4 | 1,104 | 1,108 |
| Osun | 0 | 12 | 12 | 0 | 4 | 4 | 0 | 16 | 16 |
| Oyo | 1 | 1,010 | 1,011 | 3 | 1,145 | 1,148 | 4 | 2,155 | 2,159 |
| Plateau | 3 | 165 | 168 | 7 | 956 | 963 | 10 | 1,121 | 1,131 |
| Rivers | 6 | 176 | 182 | 6 | 368 | 374 | 12 | 544 | 556 |
| Sokoto | 4 | 131 | 135 | 13 | 423 | 436 | 17 | 554 | 571 |
| Taraba | 0 | 107 | 107 | 2 | 113 | 115 | 2 | 220 | 222 |
| Yobe | 3 | 67 | 70 | 5 | 76 | 81 | 8 | 143 | 151 |
| Zamfara | 4 | 128 | 132 | 9 | 331 | 340 | 13 | 459 | 472 |
| Total | 111 | 9,498 | 9,609 | 273 | 23,332 | 23,605 | 384 | 32,830 | 33,214 |

1.1.3 Number of Private ECCDE/Pre-Primary Schools in States by Location (Urban and Rural)

Table 1.3 Number of Private ECCDE/Pre-Primary Schools only with Primary Schools by State and Location: 2017/2018

| State | Urban | | | Rural | | | Total | | |
|--------------|-------------------------|--------------------------------|--------------------------|-------------------------|--------------------------------|--------------------------|-------------------------|--------------------------------|--------------------------|
| | ECCDE/ Pre-Primary Only | ECCDE / Pre-Primary in Primary | Total ECCDE/ Pre-Primary | ECCDE/ Pre-Primary Only | ECCDE / Pre-Primary in Primary | Total ECCDE/ Pre-Primary | ECCDE/ Pre-Primary Only | ECCDE / Pre-Primary in Primary | Total ECCDE/ Pre-Primary |
| Abia | 7 | 345 | 352 | 19 | 610 | 629 | 26 | 955 | 981 |
| Adamawa | 6 | 382 | 388 | 22 | 248 | 270 | 28 | 630 | 658 |
| Akwa-Ibom | 26 | 515 | 541 | 54 | 970 | 1,024 | 80 | 1,485 | 1,565 |
| Anambra | 31 | 857 | 888 | 141 | 781 | 922 | 172 | 1,638 | 1,810 |
| Bauchi | 9 | 235 | 244 | 13 | 176 | 189 | 22 | 411 | 433 |
| Bayelsa | 4 | 503 | 507 | 4 | 247 | 251 | 8 | 750 | 758 |
| Benue | 6 | 544 | 550 | 8 | 804 | 812 | 14 | 1,348 | 1,362 |
| Borno | 4 | 297 | 301 | 0 | 38 | 38 | 4 | 335 | 339 |
| Cross-River | 10 | 421 | 431 | 46 | 609 | 655 | 56 | 1,030 | 1,086 |
| Delta | 15 | 1,219 | 1,234 | 4 | 630 | 634 | 19 | 1,849 | 1,868 |
| Ebonyi | 6 | 182 | 188 | 40 | 458 | 498 | 46 | 640 | 686 |
| Edo | 6 | 475 | 481 | 4 | 442 | 446 | 10 | 917 | 927 |
| Ekiti | 25 | 605 | 630 | 16 | 330 | 346 | 41 | 935 | 976 |
| Enugu | 12 | 329 | 341 | 14 | 576 | 590 | 26 | 905 | 931 |
| FCT-Abuja | 13 | 451 | 464 | 11 | 492 | 503 | 24 | 943 | 967 |
| Gombe | 7 | 226 | 233 | 13 | 172 | 185 | 20 | 398 | 418 |
| Imo | 3 | 292 | 295 | 24 | 1,152 | 1,176 | 27 | 1,444 | 1,471 |
| Jigawa | 5 | 128 | 133 | 6 | 64 | 70 | 11 | 192 | 203 |
| Kaduna | 8 | 867 | 875 | 8 | 417 | 425 | 16 | 1,284 | 1,300 |
| Kano | 13 | 869 | 882 | 10 | 239 | 249 | 23 | 1,108 | 1,131 |
| Katsina | 19 | 372 | 391 | 17 | 161 | 178 | 36 | 533 | 569 |
| Kebbi | 27 | 353 | 380 | 46 | 127 | 173 | 73 | 480 | 553 |
| Kogi | 2 | 412 | 414 | 5 | 538 | 543 | 7 | 950 | 957 |
| Kwara | 11 | 912 | 923 | 10 | 500 | 510 | 21 | 1,412 | 1,433 |
| Lagos | 182 | 5,976 | 6,158 | 34 | 2,313 | 2,347 | 216 | 8,289 | 8,505 |
| Nasarawa | 8 | 794 | 802 | 38 | 747 | 785 | 46 | 1,541 | 1,587 |
| Niger | 10 | 652 | 662 | 39 | 632 | 671 | 49 | 1,284 | 1,333 |
| Ogun | 17 | 1,999 | 2,016 | 23 | 1,187 | 1,210 | 40 | 3,186 | 3,226 |
| Ondo | 7 | 736 | 743 | 11 | 719 | 730 | 18 | 1,455 | 1,473 |
| Osun | 40 | 1,299 | 1,339 | 30 | 595 | 625 | 70 | 1,894 | 1,964 |
| Oyo | 29 | 2,115 | 2,144 | 15 | 671 | 686 | 44 | 2,786 | 2,830 |
| Plateau | 11 | 487 | 498 | 36 | 564 | 600 | 47 | 1,051 | 1,098 |
| Rivers | 13 | 961 | 974 | 17 | 716 | 733 | 30 | 1,677 | 1,707 |
| Sokoto | 3 | 156 | 159 | 0 | 21 | 21 | 3 | 177 | 180 |
| Taraba | 5 | 344 | 349 | 19 | 321 | 340 | 24 | 665 | 689 |
| Yobe | 2 | 98 | 100 | 2 | 13 | 15 | 4 | 111 | 115 |
| Zamfara | 5 | 199 | 204 | 9 | 46 | 55 | 14 | 245 | 259 |
| Total | 607 | 27,607 | 28,214 | 808 | 19,326 | 20,134 | 1,415 | 46,933 | 48,348 |

1.1.4 Number of Public and Private ECCDE/Pre-Primary Schools in States by Location (Urban and Rural)

Table 1.4 Number of Public and Private ECCDE/Pre-Primary Schools only with Primary Schools by State and Location: 2017/2018

| State | Urban | | | Rural | | | Total | | |
|--------------|-------------------------|--------------------------------|--------------------------|-------------------------|--------------------------------|--------------------------|-------------------------|--------------------------------|--------------------------|
| | ECCDE/ Pre-Primary only | ECCDE / Pre-Primary in Primary | Total ECCDE/ Pre-Primary | ECCDE/ Pre-Primary only | ECCDE / Pre-Primary in Primary | total ECCDE/ Pre-Primary | ECCDE/ Pre-Primary only | ECCDE / Pre-Primary in Primary | Total ECCDE/ Pre-Primary |
| Abia | 7 | 507 | 514 | 19 | 1,323 | 1,342 | 26 | 1,830 | 1,856 |
| Adamawa | 8 | 538 | 546 | 24 | 572 | 596 | 32 | 1,110 | 1,142 |
| Akwa-Ibom | 26 | 762 | 788 | 54 | 1,866 | 1,920 | 80 | 2,628 | 2,708 |
| Anambra | 33 | 1,157 | 1,190 | 174 | 1,462 | 1,636 | 207 | 2,619 | 2,826 |
| Bauchi | 20 | 373 | 393 | 42 | 826 | 868 | 62 | 1,199 | 1,261 |
| Bayelsa | 4 | 531 | 535 | 5 | 333 | 338 | 9 | 864 | 873 |
| Benue | 7 | 648 | 655 | 10 | 1,151 | 1,161 | 17 | 1,799 | 1,816 |
| Borno | 4 | 421 | 425 | 2 | 186 | 188 | 6 | 607 | 613 |
| Cross-River | 10 | 543 | 553 | 47 | 1,529 | t | 57 | 2,072 | 2,129 |
| Delta | 15 | 1,451 | 1,466 | 7 | 1,081 | 1,088 | 22 | 2,532 | 2,554 |
| Ebonyi | 6 | 271 | 277 | 40 | 1,011 | 1,051 | 46 | 1,282 | 1,328 |
| Edo | 6 | 664 | 670 | 4 | 1,028 | 1,032 | 10 | 1,692 | 1,702 |
| Ekiti | 26 | 1,069 | 1,095 | 18 | 582 | 600 | 44 | 1,651 | 1,695 |
| Enugu | 12 | 520 | 532 | 14 | 1,536 | 1,550 | 26 | 2,056 | 2,082 |
| Fct-Abuja | 13 | 548 | 561 | 12 | 787 | 799 | 25 | 1,335 | 1,360 |
| Gombe | 20 | 315 | 335 | 37 | 365 | 402 | 57 | 680 | 737 |
| Imo | 3 | 481 | 484 | 24 | 2,234 | 2,258 | 27 | 2,715 | 2,742 |
| Jigawa | 8 | 432 | 440 | 29 | 1,807 | 1,836 | 37 | 2,239 | 2,276 |
| Kaduna | 8 | 1,143 | 1,151 | 12 | 2,047 | 2,059 | 20 | 3,190 | 3,210 |
| Kano | 23 | 2,064 | 2,087 | 26 | 2,842 | 2,868 | 49 | 4,906 | 4,955 |
| Katsina | 20 | 629 | 649 | 32 | 1,559 | 1,591 | 52 | 2,188 | 2,240 |
| Kebbi | 28 | 507 | 535 | 58 | 381 | 439 | 86 | 888 | 974 |
| Kogi | 2 | 576 | 578 | 25 | 775 | 800 | 27 | 1,351 | 1,378 |
| Kwara | 13 | 1,165 | 1,178 | 14 | 1,176 | 1,190 | 27 | 2,341 | 2,368 |
| Lagos | 188 | 6,778 | 6,966 | 35 | 2,495 | 2,530 | 223 | 9,273 | 9,496 |
| Nasarawa | 19 | 888 | 907 | 48 | 891 | 939 | 67 | 1,779 | 1,846 |
| Niger | 35 | 879 | 914 | 58 | 1,212 | 1,270 | 93 | 2,091 | 2,184 |
| Ogun | 17 | 2,635 | 2,652 | 24 | 1,834 | 1,858 | 41 | 4,469 | 4,510 |
| Ondo | 8 | 1,155 | 1,163 | 14 | 1,404 | 1,418 | 22 | 2,559 | 2,581 |
| Osun | 40 | 1,311 | 1,351 | 30 | 599 | 629 | 70 | 1,910 | 1,980 |
| Oyo | 30 | 3,125 | 3,155 | 18 | 1,816 | 1,834 | 48 | 4,941 | 4,989 |
| Plateau | 14 | 652 | 666 | 43 | 1,520 | 1,563 | 57 | 2,172 | 2,229 |
| Rivers | 19 | 1,137 | 1,156 | 23 | 1,084 | 1,107 | 42 | 2,221 | 2,263 |
| Sokoto | 7 | 287 | 294 | 13 | 444 | 457 | 20 | 731 | 751 |
| Taraba | 5 | 451 | 456 | 21 | 434 | 455 | 26 | 885 | 911 |
| Yobe | 5 | 165 | 170 | 7 | 89 | 96 | 12 | 254 | 266 |
| Zamfara | 9 | 327 | 336 | 18 | 377 | 395 | 27 | 704 | 731 |
| total | 718 | 37,105 | 37,823 | 1,081 | 42,658 | 43,739 | 1,799 | 79,763 | 81,562 |

1.2 National Enrolment ECCDE/Pre-Primary schools

1.2.1 National Summary of Enrolment for Public and Private ECCDE/Pre-Primary schools for 2014-2018 by Gender

Table 1.5 Enrolment in Public and Private ECCDE/Pre-Primary Schools by Gender 2013/2014-2017/2018

| | Public | | | Private | | |
|-----------|-----------|-----------|-----------|-----------|-----------|-----------|
| | M | F | MF | M | F | MF |
| 2013/2014 | 1,400,854 | 1,337,997 | 2,738,851 | 811,762 | 736,135 | 1,547,897 |
| 2014/2015 | 2,323,231 | 2,349,677 | 4,672,908 | 1,060,002 | 1,016,418 | 2,095,056 |
| 2015/2016 | 1,374,998 | 1,346,738 | 2,721,736 | 734,726 | 722,735 | 1,457,461 |
| 2016/2017 | 1,563,526 | 1,584,186 | 3,147,712 | 1,338,540 | 1,422,366 | 2,760,906 |
| 2017/2018 | 1,834,002 | 1,828,774 | 3,662,776 | 1,754,602 | 1,741,884 | 3,496,486 |

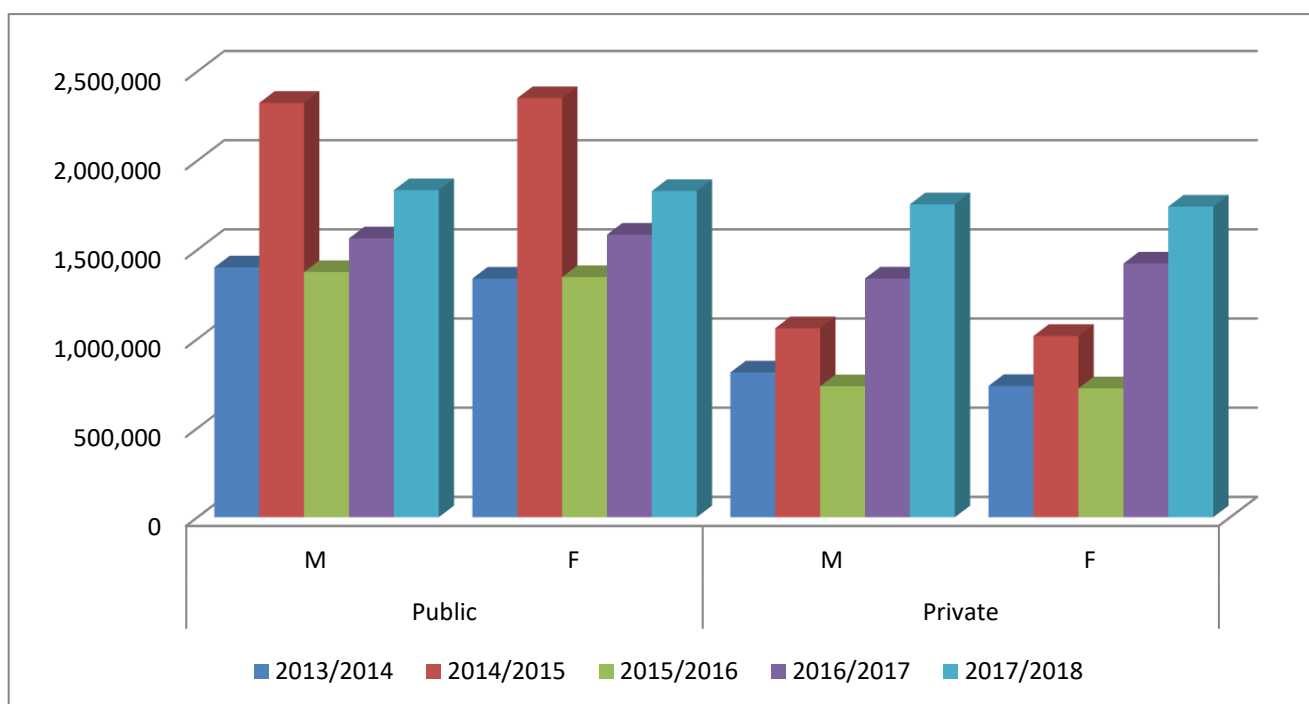


Figure 1. 4 Enrolment Trend in Public and Private ECCDE/Pre'primary Schools by State, Class and Gender 2013/2014-2017/2018

1.2.2 National Summary on Enrolment for Public and Private ECCDE/Pre-Primary schools for 2018 by Location and Gender

Table 1.6 Enrolment in Public and Private ECCDE/Pre-Primary Schools by Location (Rural/Urban) and Gender 2017/2018

| | URBAN | | | RURAL | | |
|--------------|------------------|------------------|------------------|------------------|------------------|------------------|
| | M | F | M+F | M | F | M+F |
| PUBLIC | 655,308 | 664,776 | 1,320,084 | 1,178,694 | 1,163,998 | 2,342,692 |
| PRIVATE | 1,012,308 | 1,004,150 | 2,016,458 | 742,294 | 737,734 | 1,480,028 |
| TOTAL | 1,667,616 | 1,668,926 | 3,336,542 | 1,920,988 | 1,901,732 | 3,822,720 |

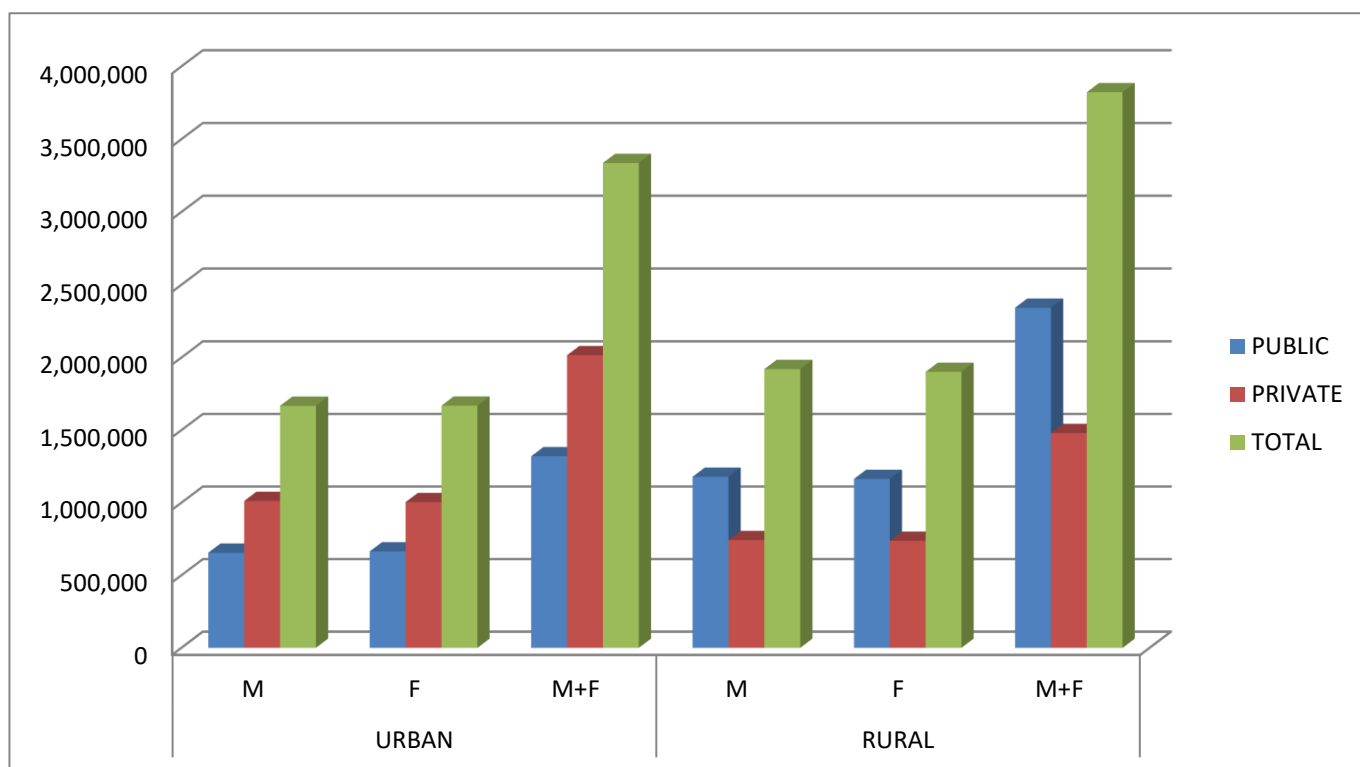


Figure 1.3 Enrolment in Public & Private ECCDE/Pre-Primary Schools by Location (Rural/Urban) and Gender 2017/2018

1.3. Statistics on ECCDE/Pre-Primary Enrolments in States

1.3.1.1 Enrolment in Public ECCDE and Pre-Primary Schools by Location and Gender

Table 1.7 Enrolment in Public ECCDE/Pre-Primary Schools by State, Location (Rural/Urban) and Gender 2017/2018

| State | Location | | | | | | Total | | |
|--------------|----------------|----------------|------------------|------------------|------------------|------------------|------------------|------------------|------------------|
| | Urban | | | Rural | | | Male | Female | M+F |
| | Male | Female | M+F | Male | Female | M+F | | | |
| Abia | 3,916 | 4,176 | 8,092 | 23,661 | 23,192 | 46,853 | 27,577 | 27,368 | 54,945 |
| Adamawa | 11,160 | 11,325 | 22,485 | 15,166 | 13,550 | 28,716 | 26,326 | 24,875 | 51,201 |
| Akwa-Ibom | 34,111 | 34,805 | 68,916 | 104,904 | 108,731 | 213,635 | 139,015 | 143,536 | 282,551 |
| Anambra | 25,414 | 24,467 | 49,881 | 49,545 | 47,931 | 97,476 | 74,959 | 72,398 | 147,357 |
| Bauchi | 16,301 | 15,974 | 32,275 | 28,392 | 26,696 | 55,088 | 44,693 | 42,670 | 87,363 |
| Bayelsa | 969 | 975 | 1,944 | 2,368 | 2,356 | 4,724 | 3,337 | 3,331 | 6,668 |
| Benue | 2,666 | 2,635 | 5,301 | 7,038 | 6,689 | 13,727 | 9,704 | 9,324 | 19,028 |
| Borno | 18,140 | 19,220 | 37,360 | 7,688 | 7,639 | 15,327 | 25,828 | 26,859 | 52,687 |
| Cross-River | 5,929 | 5,721 | 11,650 | 21,425 | 21,258 | 42,683 | 27,354 | 26,979 | 54,333 |
| Delta | 13,574 | 13,396 | 26,970 | 15,804 | 15,572 | 31,376 | 29,378 | 28,968 | 58,346 |
| Ebonyi | 4,735 | 4,671 | 9,406 | 21,437 | 22,374 | 43,811 | 26,172 | 27,045 | 53,217 |
| Edo | 11,820 | 11,486 | 23,306 | 23,573 | 22,248 | 45,821 | 35,393 | 33,734 | 69,127 |
| Ekiti | 21,818 | 22,928 | 44,746 | 5,994 | 6,051 | 12,045 | 27,812 | 28,979 | 56,791 |
| Enugu | 8,251 | 8,067 | 16,318 | 26,813 | 26,363 | 53,176 | 35,064 | 34,430 | 69,494 |
| Fct-Abuja | 7,449 | 7,564 | 15,013 | 11,505 | 10,972 | 22,477 | 18,954 | 18,536 | 37,490 |
| Gombe | 5,892 | 6,018 | 11,910 | 11,234 | 9,876 | 21,110 | 17,126 | 15,894 | 33,020 |
| Imo | 18,697 | 19,649 | 38,346 | 94,526 | 97,322 | 191,848 | 113,223 | 116,971 | 230,194 |
| Jigawa | 25,467 | 25,770 | 51,237 | 80,460 | 78,859 | 159,319 | 105,927 | 104,629 | 210,556 |
| Kaduna | 47,982 | 50,188 | 98,170 | 85,261 | 83,649 | 168,910 | 133,243 | 133,837 | 267,080 |
| Kano | 73,316 | 76,143 | 149,459 | 160,088 | 168,746 | 328,834 | 233,404 | 244,889 | 478,293 |
| Katsina | 23,347 | 25,741 | 49,088 | 64,142 | 63,450 | 127,592 | 87,489 | 89,191 | 176,680 |
| Kebbi | 11,082 | 9,507 | 20,589 | 11,372 | 8,116 | 19,488 | 22,454 | 17,623 | 40,077 |
| Kogi | 2,821 | 2,813 | 5,634 | 4,881 | 5,003 | 9,884 | 7,702 | 7,816 | 15,518 |
| Kwara | 8,755 | 8,620 | 17,375 | 10,583 | 9,955 | 20,538 | 19,338 | 18,575 | 37,913 |
| Lagos | 29,309 | 27,024 | 56,333 | 6,557 | 6,109 | 12,666 | 35,866 | 33,133 | 68,999 |
| Nasarawa | 6,484 | 6,254 | 12,738 | 6,242 | 5,269 | 11,511 | 12,726 | 11,523 | 24,249 |
| Niger | 16,553 | 16,345 | 32,898 | 21,150 | 18,733 | 39,883 | 37,703 | 35,078 | 72,781 |
| Ogun | 29,292 | 26,565 | 55,857 | 15,692 | 14,834 | 30,526 | 44,984 | 41,399 | 86,383 |
| Ondo | 61,113 | 63,652 | 124,765 | 105,495 | 102,777 | 208,272 | 166,608 | 166,429 | 333,037 |
| Osun | 0 | 0 | 0 | 98 | 107 | 205 | 98 | 107 | 205 |
| Oyo | 59,469 | 65,315 | 124,784 | 47,670 | 52,223 | 99,893 | 107,139 | 117,538 | 224,677 |
| Plateau | 11,113 | 11,507 | 22,620 | 30,181 | 30,662 | 60,843 | 41,294 | 42,169 | 83,463 |
| Rivers | 4,607 | 4,416 | 9,023 | 7,758 | 7,864 | 15,622 | 12,365 | 12,280 | 24,645 |
| Sokoto | 10,274 | 9,713 | 19,987 | 20,958 | 15,700 | 36,658 | 31,232 | 25,413 | 56,645 |
| Taraba | 7,169 | 6,961 | 14,130 | 7,246 | 6,598 | 13,844 | 14,415 | 13,559 | 27,974 |
| Yobe | 8,419 | 8,283 | 16,702 | 6,130 | 5,167 | 11,297 | 14,549 | 13,450 | 27,999 |
| Zamfara | 7,894 | 6,882 | 14,776 | 15,657 | 11,357 | 27,014 | 23,551 | 18,239 | 41,790 |
| Total | 655,308 | 664,776 | 1,320,084 | 1,178,694 | 1,163,998 | 2,342,692 | 1,834,002 | 1,828,774 | 3,662,776 |

1.3.1.2 Enrolment in Private ECCDE and Pre-Primary Schools by State, Location and Gender

Table 1.8 Enrolment in Private ECCDE/Pre-Primary Schools by State, Location (Rural/Urban) and Gender 2017/2018

| State | Location | | | | | | Total | | |
|--------------|------------------|------------------|------------------|----------------|----------------|------------------|------------------|------------------|------------------|
| | Urban | | | Rural | | | Male | Female | Total |
| | Male | Female | Total | Male | Female | Total | | | |
| Abia | 17,081 | 17,682 | 34,763 | 22,872 | 23,697 | 46,569 | 39,953 | 41,379 | 81,332 |
| Adamawa | 20,768 | 19,606 | 40,374 | 12,728 | 12,127 | 24,855 | 33,496 | 31,733 | 65,229 |
| Akwa-Ibom | 37,356 | 40,200 | 77,556 | 81,258 | 88,748 | 170,006 | 118,614 | 128,948 | 247,562 |
| Anambra | 43,426 | 42,669 | 86,095 | 36,476 | 35,572 | 72,048 | 79,902 | 78,241 | 158,143 |
| Bauchi | 12,757 | 12,926 | 25,683 | 8,281 | 8,132 | 16,413 | 21,038 | 21,058 | 42,096 |
| Bayelsa | 15,289 | 15,418 | 30,707 | 8,492 | 8,598 | 17,090 | 23,781 | 24,016 | 47,797 |
| Benue | 26,406 | 25,794 | 52,200 | 33,319 | 32,576 | 65,895 | 59,725 | 58,370 | 118,095 |
| Borno | 21,510 | 22,339 | 43,849 | 1,994 | 2,041 | 4,035 | 23,504 | 24,380 | 47,884 |
| Cross-River | 19,092 | 19,022 | 38,114 | 30,438 | 32,110 | 62,548 | 49,530 | 51,132 | 100,662 |
| Delta | 45,145 | 44,408 | 89,553 | 21,376 | 21,454 | 42,830 | 66,521 | 65,862 | 132,383 |
| Ebonyi | 10,090 | 10,003 | 20,093 | 23,262 | 23,865 | 47,127 | 33,352 | 33,868 | 67,220 |
| Edo | 20,168 | 19,901 | 40,069 | 17,869 | 17,352 | 35,221 | 38,037 | 37,253 | 75,290 |
| Ekiti | 16,121 | 15,987 | 32,108 | 8,917 | 8,707 | 17,624 | 25,038 | 24,694 | 49,732 |
| Enugu | 13,506 | 13,015 | 26,521 | 20,342 | 20,183 | 40,525 | 33,848 | 33,198 | 67,046 |
| FCT-Abuja | 13,325 | 13,163 | 26,488 | 12,561 | 12,580 | 25,141 | 25,886 | 25,743 | 51,629 |
| Gombe | 8,580 | 8,091 | 16,671 | 5,735 | 5,262 | 10,997 | 14,315 | 13,353 | 27,668 |
| Imo | 13,818 | 14,314 | 28,132 | 47,561 | 47,595 | 95,156 | 61,379 | 61,909 | 123,288 |
| Jigawa | 7,982 | 8,266 | 16,248 | 4,468 | 5,009 | 9,477 | 12,450 | 13,275 | 25,725 |
| Kaduna | 43,896 | 44,087 | 87,983 | 18,521 | 17,858 | 36,379 | 62,417 | 61,945 | 124,362 |
| Kano | 38,671 | 38,487 | 77,158 | 13,666 | 13,567 | 27,233 | 52,337 | 52,054 | 104,391 |
| Katsina | 21,955 | 21,024 | 42,979 | 8,479 | 7,500 | 15,979 | 30,434 | 28,524 | 58,958 |
| Kebbi | 34,364 | 32,535 | 66,899 | 16,534 | 13,708 | 30,242 | 50,898 | 46,243 | 97,141 |
| Kogi | 13,683 | 13,831 | 27,514 | 18,438 | 18,574 | 37,012 | 32,121 | 32,405 | 64,526 |
| Kwara | 27,106 | 26,701 | 53,807 | 16,054 | 15,457 | 31,511 | 43,160 | 42,158 | 85,318 |
| Lagos | 140,385 | 138,167 | 278,552 | 44,238 | 44,239 | 88,477 | 184,623 | 182,406 | 367,029 |
| Nasarawa | 30,899 | 30,457 | 61,356 | 25,551 | 23,842 | 49,393 | 56,450 | 54,299 | 110,749 |
| Niger | 23,901 | 23,826 | 47,727 | 24,601 | 20,958 | 45,559 | 48,502 | 44,784 | 93,286 |
| Ogun | 50,831 | 50,232 | 101,063 | 25,505 | 25,462 | 50,967 | 76,336 | 75,694 | 152,030 |
| Ondo | 23,266 | 23,594 | 46,860 | 24,232 | 24,479 | 48,711 | 47,498 | 48,073 | 95,571 |
| Osun | 44,135 | 44,109 | 88,244 | 19,341 | 19,590 | 38,931 | 63,476 | 63,699 | 127,175 |
| Oyo | 63,099 | 63,521 | 126,620 | 20,579 | 20,807 | 41,386 | 83,678 | 84,328 | 168,006 |
| Plateau | 20,324 | 20,076 | 40,400 | 22,835 | 21,834 | 44,669 | 43,159 | 41,910 | 85,069 |
| Rivers | 28,751 | 28,282 | 57,033 | 24,244 | 24,527 | 48,771 | 52,995 | 52,809 | 105,804 |
| Sokoto | 9,286 | 8,606 | 17,892 | 1,153 | 1,025 | 2,178 | 10,439 | 9,631 | 20,070 |
| Taraba | 19,348 | 18,807 | 38,155 | 17,607 | 16,224 | 33,831 | 36,955 | 35,031 | 71,986 |
| Yobe | 6,988 | 6,653 | 13,641 | 881 | 845 | 1,726 | 7,869 | 7,498 | 15,367 |
| Zamfara | 9,000 | 8,351 | 17,351 | 1,886 | 1,630 | 3,516 | 10,886 | 9,981 | 20,867 |
| Total | 1,012,308 | 1,004,150 | 2,016,458 | 742,294 | 737,734 | 1,480,028 | 1,754,602 | 1,741,884 | 3,496,486 |

3.1.3 Enrolment in Public and Private ECCDE and Pre-Primary Schools by State, Location and Gender

Table 1.9 Enrolment in Public and Private ECCDE/Pre-Primary Schools by State, Location (Rural/Urban) and Gender 2017/2018

| State | Location | | | | | | total | | |
|--------------|------------------|------------------|------------------|------------------|------------------|------------------|------------------|------------------|------------------|
| | Urban | | | Rural | | | | | |
| | Male | Female | total | Male | Female | total | Male | Female | total |
| Abia | 20,997 | 21,858 | 42,855 | 46,533 | 46,889 | 93,422 | 67,530 | 68,747 | 136,277 |
| Adamawa | 31,928 | 30,931 | 62,859 | 27,894 | 25,677 | 53,571 | 59,822 | 56,608 | 116,430 |
| Akwa-Ibom | 71,467 | 75,005 | 146,472 | 186,162 | 197,479 | 383,641 | 257,629 | 272,484 | 530,113 |
| Anambra | 68,840 | 67,136 | 135,976 | 86,021 | 83,503 | 169,524 | 154,861 | 150,639 | 305,500 |
| Bauchi | 29,058 | 28,900 | 57,958 | 36,673 | 34,828 | 71,501 | 65,731 | 63,728 | 129,459 |
| Bayelsa | 16,258 | 16,393 | 32,651 | 10,860 | 10,954 | 21,814 | 27,118 | 27,347 | 54,465 |
| Benue | 29,072 | 28,429 | 57,501 | 40,357 | 39,265 | 79,622 | 69,429 | 67,694 | 137,123 |
| Borno | 39,650 | 41,559 | 81,209 | 9,682 | 9,680 | 19,362 | 49,332 | 51,239 | 100,571 |
| Cross-River | 25,021 | 24,743 | 49,764 | 51,863 | 53,368 | 105,231 | 76,884 | 78,111 | 154,995 |
| Delta | 58,719 | 57,804 | 116,523 | 37,180 | 37,026 | 74,206 | 95,899 | 94,830 | 190,729 |
| Ebonyi | 14,825 | 14,674 | 29,499 | 44,699 | 46,239 | 90,938 | 59,524 | 60,913 | 120,437 |
| Edo | 31,988 | 31,387 | 63,375 | 41,442 | 39,600 | 81,042 | 73,430 | 70,987 | 144,417 |
| Ekiti | 37,939 | 38,915 | 76,854 | 14,911 | 14,758 | 29,669 | 52,850 | 53,673 | 106,523 |
| Enugu | 21,757 | 21,082 | 42,839 | 47,155 | 46,546 | 93,701 | 68,912 | 67,628 | 136,540 |
| Fct-Abuja | 20,774 | 20,727 | 41,501 | 24,066 | 23,552 | 47,618 | 44,840 | 44,279 | 89,119 |
| Gombe | 14,472 | 14,109 | 28,581 | 16,969 | 15,138 | 32,107 | 31,441 | 29,247 | 60,688 |
| Imo | 32,515 | 33,963 | 66,478 | 142,087 | 144,917 | 287,004 | 174,602 | 178,880 | 353,482 |
| Jigawa | 33,449 | 34,036 | 67,485 | 84,928 | 83,868 | 168,796 | 118,377 | 117,904 | 236,281 |
| Kaduna | 91,878 | 94,275 | 186,153 | 103,782 | 101,507 | 205,289 | 195,660 | 195,782 | 391,442 |
| Kano | 111,987 | 114,630 | 226,617 | 173,754 | 182,313 | 356,067 | 285,741 | 296,943 | 582,684 |
| Katsina | 45,302 | 46,765 | 92,067 | 72,621 | 70,950 | 143,571 | 117,923 | 117,715 | 235,638 |
| Kebbi | 45,446 | 42,042 | 87,488 | 27,906 | 21,824 | 49,730 | 73,352 | 63,866 | 137,218 |
| Kogi | 16,504 | 16,644 | 33,148 | 23,319 | 23,577 | 46,896 | 39,823 | 40,221 | 80,044 |
| Kwara | 35,861 | 35,321 | 71,182 | 26,637 | 25,412 | 52,049 | 62,498 | 60,733 | 123,231 |
| Lagos | 169,694 | 165,191 | 334,885 | 50,795 | 50,348 | 101,143 | 220,489 | 215,539 | 436,028 |
| Nasarawa | 37,383 | 36,711 | 74,094 | 31,793 | 29,111 | 60,904 | 69,176 | 65,822 | 134,998 |
| Niger | 40,454 | 40,171 | 80,625 | 45,751 | 39,691 | 85,442 | 86,205 | 79,862 | 166,067 |
| Ogun | 80,123 | 76,797 | 156,920 | 41,197 | 40,296 | 81,493 | 121,320 | 117,093 | 238,413 |
| Ondo | 84,379 | 87,246 | 171,625 | 129,727 | 127,256 | 256,983 | 214,106 | 214,502 | 428,608 |
| Osun | 44,135 | 44,109 | 88,244 | 19,439 | 19,697 | 39,136 | 63,574 | 63,806 | 127,380 |
| Oyo | 122,568 | 128,836 | 251,404 | 68,249 | 73,030 | 141,279 | 190,817 | 201,866 | 392,683 |
| Plateau | 31,437 | 31,583 | 63,020 | 53,016 | 52,496 | 105,512 | 84,453 | 84,079 | 168,532 |
| Rivers | 33,358 | 32,698 | 66,056 | 32,002 | 32,391 | 64,393 | 65,360 | 65,089 | 130,449 |
| Sokoto | 19,560 | 18,319 | 37,879 | 22,111 | 16,725 | 38,836 | 41,671 | 35,044 | 76,715 |
| Taraba | 26,517 | 25,768 | 52,285 | 24,853 | 22,822 | 47,675 | 51,370 | 48,590 | 99,960 |
| Yobe | 15,407 | 14,936 | 30,343 | 7,011 | 6,012 | 13,023 | 22,418 | 20,948 | 43,366 |
| Zamfara | 16,894 | 15,233 | 32,127 | 17,543 | 12,987 | 30,530 | 34,437 | 28,220 | 62,657 |
| total | 1,667,616 | 1,668,926 | 3,336,542 | 1,920,988 | 1,901,732 | 3,822,720 | 3,588,604 | 3,570,658 | 7,159,262 |

1.3.2.1 Enrolment in Public ECCDE and Pre-Primary Schools by State, Class and Gender

Table 1.10 Enrolment in Public ECCDE and Pre-Primary Schools by State, Class and Gender 2017/2018

| State | P L A Y G R O U P | | | N U R S E R Y O N E | | | N U R S E R Y T W O | | | N U R S E R Y T h r e e | | | T O T A L | | |
|-------------|-------------------|--------|--------|---------------------|--------|---------|---------------------|--------|---------|-------------------------|--------|---------|-----------|---------|---------|
| | Male | Female | Total | Male | Female | Total | Male | Female | Total | Male | Female | Total | Male | Female | Total |
| Abia | 2,228 | 2,212 | 4,440 | 9,167 | 9,058 | 18,225 | 8,219 | 8,162 | 16,381 | 7,963 | 7,936 | 15,899 | 27,577 | 27,368 | 54,945 |
| Adamawa | 4,500 | 4,149 | 8,649 | 9,441 | 9,443 | 18,884 | 7,418 | 7,349 | 14,767 | 4,967 | 3,934 | 8,901 | 26,326 | 24,875 | 51,201 |
| Akwa-Ibom | 15,119 | 14,464 | 29,583 | 52,546 | 54,883 | 107,429 | 45,213 | 47,145 | 92,358 | 26,137 | 27,044 | 53,181 | 139,015 | 143,536 | 282,551 |
| Anambra | 10,437 | 9,985 | 20,422 | 22,009 | 21,598 | 43,607 | 20,399 | 19,680 | 40,079 | 22,114 | 21,135 | 43,249 | 74,959 | 72,398 | 147,357 |
| Bauchi | 3,549 | 3,518 | 7,067 | 20,070 | 19,520 | 39,590 | 14,272 | 12,888 | 27,160 | 6,802 | 6,744 | 13,546 | 44,693 | 42,670 | 87,363 |
| Bayelsa | 423 | 409 | 832 | 1,157 | 1,174 | 2,331 | 864 | 880 | 1,744 | 893 | 868 | 1,761 | 3,337 | 3,331 | 6,668 |
| Benue | 1,776 | 1,760 | 3,536 | 3,631 | 3,386 | 7,017 | 2,212 | 2,220 | 4,432 | 2,085 | 1,958 | 4,043 | 9,704 | 9,324 | 19,028 |
| Borno | 2,730 | 2,815 | 5,545 | 9,947 | 10,343 | 20,290 | 8,330 | 8,759 | 17,089 | 4,821 | 4,942 | 9,763 | 25,828 | 26,859 | 52,687 |
| Cross-River | 3,726 | 3,735 | 7,461 | 8,599 | 8,426 | 17,025 | 7,397 | 7,229 | 14,626 | 7,632 | 7,589 | 15,221 | 27,354 | 26,979 | 54,333 |
| Delta | 1,611 | 1,891 | 3,502 | 10,801 | 10,615 | 21,416 | 9,695 | 9,336 | 19,031 | 7,271 | 7,126 | 14,397 | 29,378 | 28,968 | 58,346 |
| Ebonyi | 2,203 | 2,311 | 4,514 | 10,890 | 11,218 | 22,108 | 7,247 | 7,492 | 14,739 | 5,832 | 6,024 | 11,856 | 26,172 | 27,045 | 53,217 |
| Edo | 1,959 | 2,039 | 3,998 | 12,498 | 11,915 | 24,413 | 11,029 | 10,384 | 21,413 | 9,907 | 9,396 | 19,303 | 35,393 | 33,734 | 69,127 |
| Ekiti | 4,490 | 4,631 | 9,121 | 11,478 | 11,908 | 23,386 | 9,896 | 10,460 | 20,356 | 1,948 | 1,980 | 3,928 | 27,812 | 28,979 | 56,791 |
| Enugu | 2,579 | 2,654 | 5,233 | 12,818 | 12,504 | 25,322 | 9,793 | 9,634 | 19,427 | 9,874 | 9,638 | 19,512 | 35,064 | 34,430 | 69,494 |
| Fct-Abuja | 1,293 | 1,286 | 2,579 | 7,837 | 7,775 | 15,612 | 6,918 | 6,550 | 13,468 | 2,906 | 2,925 | 5,831 | 18,954 | 18,536 | 37,490 |
| Gombe | 2,185 | 2,012 | 4,197 | 6,703 | 6,211 | 12,914 | 5,637 | 5,419 | 11,056 | 2,601 | 2,252 | 4,853 | 17,126 | 15,894 | 33,020 |
| Imo | 2,506 | 2,673 | 5,179 | 40,092 | 40,793 | 80,885 | 36,919 | 38,365 | 75,284 | 33,706 | 35,140 | 68,846 | 113,223 | 116,971 | 230,194 |
| Jigawa | 26,257 | 25,887 | 52,144 | 31,354 | 30,765 | 62,119 | 11,137 | 11,050 | 22,187 | 37,179 | 36,927 | 74,106 | 105,927 | 104,629 | 210,556 |
| Kaduna | 11,752 | 11,517 | 23,269 | 59,336 | 60,930 | 120,266 | 44,109 | 44,057 | 88,166 | 18,046 | 17,333 | 35,379 | 133,243 | 133,837 | 267,080 |
| Kano | 27,663 | 30,219 | 57,882 | 79,832 | 82,394 | 162,226 | 42,869 | 42,841 | 85,710 | 83,040 | 89,435 | 172,475 | 233,404 | 244,889 | 478,293 |
| Katsina | 3,426 | 3,718 | 7,144 | 47,212 | 47,172 | 94,384 | 20,318 | 20,689 | 41,007 | 16,533 | 17,612 | 34,145 | 87,489 | 89,191 | 176,680 |
| Kebbi | 3,976 | 2,899 | 6,875 | 9,670 | 7,278 | 16,948 | 4,151 | 3,565 | 7,716 | 4,657 | 3,881 | 8,538 | 22,454 | 17,623 | 40,077 |
| Kogi | 684 | 746 | 1,430 | 3,495 | 3,546 | 7,041 | 2,448 | 2,487 | 4,935 | 1,075 | 1,037 | 2,112 | 7,702 | 7,816 | 15,518 |
| Kwara | 2,239 | 2,089 | 4,328 | 6,765 | 6,352 | 13,117 | 5,135 | 5,102 | 10,237 | 5,199 | 5,032 | 10,231 | 19,338 | 18,575 | 37,913 |
| Lagos | 1,785 | 1,973 | 3,758 | 14,149 | 13,212 | 27,361 | 14,929 | 13,417 | 28,346 | 5,003 | 4,531 | 9,534 | 35,866 | 33,133 | 68,999 |
| Nasarawa | 2,795 | 2,361 | 5,156 | 4,693 | 4,433 | 9,126 | 3,434 | 3,072 | 6,506 | 1,804 | 1,657 | 3,461 | 12,726 | 11,523 | 24,249 |
| Niger | 3,627 | 3,337 | 6,964 | 16,536 | 15,374 | 31,910 | 9,916 | 9,661 | 19,577 | 7,624 | 6,706 | 14,330 | 37,703 | 35,078 | 72,781 |
| Ogun | 3,671 | 3,494 | 7,165 | 15,472 | 14,381 | 29,853 | 17,549 | 15,997 | 33,546 | 8,292 | 7,527 | 15,819 | 44,984 | 41,399 | 86,383 |
| Ondo | 9,989 | 10,008 | 19,997 | 67,591 | 73,228 | 140,819 | 71,361 | 66,765 | 138,126 | 17,667 | 16,428 | 34,095 | 166,608 | 166,429 | 333,037 |
| Osun | 32 | 43 | 75 | 8 | 6 | 14 | 21 | 21 | 42 | 37 | 37 | 74 | 98 | 107 | 205 |
| Oyo | 3,325 | 3,550 | 6,875 | 21,060 | 23,544 | 44,604 | 30,529 | 33,847 | 64,376 | 52,225 | 56,597 | 108,822 | 107,139 | 117,538 | 224,677 |
| Plateau | 8,872 | 9,367 | 18,239 | 16,377 | 16,366 | 32,743 | 10,329 | 10,494 | 20,823 | 5,716 | 5,942 | 11,658 | 41,294 | 42,169 | 83,463 |
| Rivers | 1,215 | 1,198 | 2,413 | 4,289 | 4,196 | 8,485 | 3,633 | 3,632 | 7,265 | 3,228 | 3,254 | 6,482 | 12,365 | 12,280 | 24,645 |
| Sokoto | 4,595 | 3,889 | 8,484 | 14,176 | 11,994 | 26,170 | 5,719 | 4,296 | 10,015 | 6,742 | 5,234 | 11,976 | 31,232 | 25,413 | 56,645 |
| Taraba | 2,902 | 2,799 | 5,701 | 4,835 | 4,554 | 9,389 | 4,181 | 3,943 | 8,124 | 2,497 | 2,263 | 4,760 | 14,415 | 13,559 | 27,974 |
| Yobe | 1,452 | 1,066 | 2,518 | 6,317 | 5,835 | 12,152 | 4,347 | 4,142 | 8,489 | 2,433 | 2,407 | 4,840 | 14,549 | 13,450 | 27,999 |
| Zamfara | 2,360 | 1,997 | 4,357 | 12,762 | 9,767 | 22,529 | 3,736 | 2,767 | 6,503 | 4,693 | 3,708 | 8,401 | 23,551 | 18,239 | 41,790 |

1.3.2.2 Enrolment in Private ECCDE and Pre-Primary Schools by State, Class and Gender

Table 1.11 Enrolment in Private ECCDE and Pre-Primary Schools by State, Class and Gender 2017/2018

| State | PLAY GROUP | | | NURSERY ONE | | | NURSERY TWO | | | NURSERY Three | | | TOTAL | | |
|--------------|----------------|----------------|----------------|----------------|----------------|------------------|----------------|----------------|----------------|----------------|----------------|----------------|------------------|------------------|------------------|
| | Male | Female | Total | Male | Female | Total | Male | Female | Total | Male | Female | Total | Male | Female | Total |
| Abia | 8,420 | 8,716 | 17,136 | 10,930 | 10,975 | 21,905 | 10,434 | 10,837 | 21,271 | 10,169 | 10,851 | 21,020 | 39,953 | 41,379 | 81,332 |
| Adamawa | 4,911 | 4,872 | 9,783 | 11,454 | 10,770 | 22,224 | 10,765 | 10,104 | 20,869 | 6,366 | 5,987 | 12,353 | 33,496 | 31,733 | 65,229 |
| Akwa-Ibom | 27,201 | 32,516 | 59,717 | 42,626 | 39,100 | 81,726 | 32,750 | 36,193 | 68,943 | 16,037 | 21,139 | 37,176 | 118,614 | 128,948 | 247,562 |
| Anambra | 17,431 | 16,950 | 34,381 | 21,867 | 21,302 | 43,169 | 20,752 | 20,369 | 41,121 | 19,852 | 19,620 | 39,472 | 79,902 | 78,241 | 158,143 |
| Bauchi | 3,210 | 3,406 | 6,616 | 7,434 | 7,446 | 14,880 | 6,859 | 6,838 | 13,697 | 3,535 | 3,368 | 6,903 | 21,038 | 21,058 | 42,096 |
| Bayelsa | 6,582 | 6,557 | 13,139 | 6,556 | 6,679 | 13,235 | 5,900 | 6,167 | 12,067 | 4,743 | 4,613 | 9,356 | 23,781 | 24,016 | 47,797 |
| Benue | 9,207 | 8,881 | 18,088 | 21,338 | 20,717 | 42,055 | 20,862 | 20,797 | 41,659 | 8,318 | 7,975 | 16,293 | 59,725 | 58,370 | 118,095 |
| Borno | 2,323 | 2,334 | 4,657 | 8,286 | 8,642 | 16,928 | 7,122 | 7,499 | 14,621 | 5,773 | 5,905 | 11,678 | 23,504 | 24,380 | 47,884 |
| Cross-River | 12,272 | 12,629 | 24,901 | 13,806 | 14,950 | 28,756 | 13,246 | 13,383 | 26,629 | 10,206 | 10,170 | 20,376 | 49,530 | 51,132 | 100,662 |
| Delta | 13,298 | 13,282 | 26,580 | 18,948 | 18,897 | 37,845 | 18,056 | 17,937 | 35,993 | 16,219 | 15,746 | 31,965 | 66,521 | 65,862 | 132,383 |
| Ebonyi | 4,773 | 4,782 | 9,555 | 10,391 | 10,576 | 20,967 | 9,649 | 9,895 | 19,544 | 8,539 | 8,615 | 17,154 | 33,352 | 33,868 | 67,220 |
| Edo | 6,275 | 6,255 | 12,530 | 11,366 | 10,867 | 22,233 | 10,902 | 10,855 | 21,757 | 9,494 | 9,276 | 18,770 | 38,037 | 37,253 | 75,290 |
| Ekiti | 8,593 | 8,310 | 16,903 | 6,832 | 6,739 | 13,571 | 6,094 | 6,232 | 12,326 | 3,519 | 3,413 | 6,932 | 25,038 | 24,694 | 49,732 |
| Enugu | 6,003 | 5,857 | 11,860 | 9,993 | 10,036 | 20,029 | 9,272 | 9,053 | 18,325 | 8,580 | 8,252 | 16,832 | 33,848 | 33,198 | 67,046 |
| FCT-Abuja | 7,348 | 7,258 | 14,606 | 8,018 | 7,969 | 15,987 | 7,650 | 7,846 | 15,496 | 2,870 | 2,670 | 5,540 | 25,886 | 25,743 | 51,629 |
| Gombe | 2,294 | 2,149 | 4,443 | 5,284 | 5,014 | 10,298 | 4,911 | 4,613 | 9,524 | 1,826 | 1,577 | 3,403 | 14,315 | 13,353 | 27,668 |
| Imo | 12,006 | 11,918 | 23,924 | 17,289 | 17,390 | 34,679 | 16,675 | 16,620 | 33,295 | 15,409 | 15,981 | 31,390 | 61,379 | 61,909 | 123,288 |
| Jigawa | 2,619 | 2,834 | 5,453 | 3,990 | 4,065 | 8,055 | 2,825 | 2,896 | 5,721 | 3,016 | 3,480 | 6,496 | 12,450 | 13,275 | 25,725 |
| Kaduna | 12,610 | 12,623 | 25,233 | 21,763 | 21,667 | 43,430 | 19,548 | 19,208 | 38,756 | 8,496 | 8,447 | 16,943 | 62,417 | 61,945 | 124,362 |
| Kano | 12,426 | 12,507 | 24,933 | 18,461 | 18,158 | 36,619 | 16,649 | 16,588 | 33,237 | 4,801 | 4,801 | 9,602 | 52,337 | 52,054 | 104,391 |
| Katsina | 4,681 | 4,205 | 8,886 | 12,000 | 11,043 | 23,043 | 9,360 | 8,714 | 18,074 | 4,393 | 4,562 | 8,955 | 30,434 | 28,524 | 58,958 |
| Kebbi | 11,793 | 11,275 | 23,068 | 16,757 | 15,969 | 32,726 | 12,269 | 11,609 | 23,878 | 10,079 | 7,390 | 17,469 | 50,898 | 46,243 | 97,141 |
| Kogi | 6,979 | 7,125 | 14,104 | 11,258 | 11,318 | 22,576 | 10,898 | 10,862 | 21,760 | 2,986 | 3,100 | 6,086 | 32,121 | 32,405 | 64,526 |
| Kwara | 13,470 | 13,049 | 26,519 | 12,598 | 12,332 | 24,930 | 11,478 | 11,470 | 22,948 | 5,614 | 5,307 | 10,921 | 43,160 | 42,158 | 85,318 |
| Lagos | 63,888 | 62,365 | 126,253 | 50,751 | 50,487 | 101,238 | 47,511 | 47,251 | 94,762 | 22,473 | 22,303 | 44,776 | 184,623 | 182,406 | 367,029 |
| Nasarawa | 13,270 | 12,632 | 25,902 | 17,652 | 16,965 | 34,617 | 16,853 | 16,270 | 33,123 | 8,675 | 8,432 | 17,107 | 56,450 | 54,299 | 110,749 |
| Niger | 6,972 | 6,891 | 13,863 | 16,681 | 15,122 | 31,803 | 15,709 | 14,570 | 30,279 | 9,140 | 8,201 | 17,341 | 48,502 | 44,784 | 93,286 |
| Ogun | 23,438 | 22,983 | 46,421 | 22,530 | 22,615 | 45,145 | 20,507 | 20,650 | 41,157 | 9,861 | 9,446 | 19,307 | 76,336 | 75,694 | 152,030 |
| Ondo | 14,574 | 14,875 | 29,449 | 14,256 | 14,660 | 28,916 | 13,748 | 13,609 | 27,357 | 4,920 | 4,929 | 9,849 | 47,498 | 48,073 | 95,571 |
| Osun | 21,898 | 21,330 | 43,228 | 17,077 | 17,420 | 34,497 | 15,377 | 15,656 | 31,033 | 9,124 | 9,293 | 18,417 | 63,476 | 63,699 | 127,175 |
| Oyo | 26,009 | 25,618 | 51,627 | 23,022 | 23,179 | 46,201 | 21,740 | 22,529 | 44,269 | 12,907 | 13,002 | 25,909 | 83,678 | 84,328 | 168,006 |
| Plateau | 9,245 | 8,809 | 18,054 | 12,480 | 12,206 | 24,686 | 12,528 | 12,303 | 24,831 | 8,906 | 8,592 | 17,498 | 43,159 | 41,910 | 85,069 |
| Rivers | 12,754 | 12,291 | 25,045 | 15,305 | 15,204 | 30,509 | 14,578 | 14,625 | 29,203 | 10,358 | 10,689 | 21,047 | 52,995 | 52,809 | 105,804 |
| Sokoto | 756 | 692 | 1,448 | 3,808 | 3,711 | 7,519 | 3,637 | 3,237 | 6,874 | 2,238 | 1,991 | 4,229 | 10,439 | 9,631 | 20,070 |
| Taraba | 8,439 | 8,101 | 16,540 | 11,730 | 11,199 | 22,929 | 11,126 | 10,322 | 21,448 | 5,660 | 5,409 | 11,069 | 36,955 | 35,031 | 71,986 |
| Yobe | 575 | 528 | 1,103 | 3,116 | 2,971 | 6,087 | 2,759 | 2,676 | 5,435 | 1,419 | 1,323 | 2,742 | 7,869 | 7,498 | 15,367 |
| Zamfara | 1,612 | 1,453 | 3,065 | 4,374 | 4,160 | 8,534 | 3,473 | 3,003 | 6,476 | 1,427 | 1,365 | 2,792 | 10,886 | 9,981 | 20,867 |
| Total | 420,155 | 418,858 | 839,013 | 542,027 | 532,520 | 1,074,547 | 494,472 | 493,286 | 987,758 | 297,948 | 297,220 | 595,168 | 1,754,602 | 1,741,884 | 3,496,486 |

1.3.2.3 Enrolment in Public ECCDE and Pre-Primary Schools by State, Class and Gender

Table 1.12 Enrolment in Public and Private ECCDE and Pre-Primary Schools by State, Class and Gender 2017/2018

| State | PLAY GROUP | | | NURSERY ONE | | | NURSERY TWO | | | NURSERY Three | | | TOTAL | | |
|--------------|----------------|----------------|------------------|------------------|------------------|------------------|------------------|------------------|------------------|----------------|----------------|------------------|------------------|------------------|------------------|
| | Male | Female | total | Male | Female | total | Male | Female | total | Male | Female | total | Male | Female | total |
| Abia | 10,648 | 10,928 | 21,576 | 20,097 | 20,033 | 40,130 | 18,653 | 18,999 | 37,652 | 18,132 | 18,787 | 36,919 | 67,530 | 68,747 | 136,277 |
| Adamawa | 9,411 | 9,021 | 18,432 | 20,895 | 20,213 | 41,108 | 18,183 | 17,453 | 35,636 | 11,333 | 9,921 | 21,254 | 59,822 | 56,608 | 116,430 |
| Akwa-Ibom | 42,320 | 46,980 | 89,300 | 95,172 | 93,983 | 189,155 | 77,963 | 83,338 | 161,301 | 42,174 | 48,183 | 90,357 | 257,629 | 272,484 | 530,113 |
| Anambra | 27,868 | 26,935 | 54,803 | 43,876 | 42,900 | 86,776 | 41,151 | 40,049 | 81,200 | 41,966 | 40,755 | 82,721 | 154,861 | 150,639 | 305,500 |
| Bauchi | 6,759 | 6,924 | 13,683 | 27,504 | 26,966 | 54,470 | 21,131 | 19,726 | 40,857 | 10,337 | 10,112 | 20,449 | 65,731 | 63,728 | 129,459 |
| Bayelsa | 7,005 | 6,966 | 13,971 | 7,713 | 7,853 | 15,566 | 6,764 | 7,047 | 13,811 | 5,636 | 5,481 | 11,117 | 27,118 | 27,347 | 54,465 |
| Benue | 10,983 | 10,641 | 21,624 | 24,969 | 24,103 | 49,072 | 23,074 | 23,017 | 46,091 | 10,403 | 9,933 | 20,336 | 69,429 | 67,694 | 137,123 |
| Borno | 5,053 | 5,149 | 10,202 | 18,233 | 18,985 | 37,218 | 15,452 | 16,258 | 31,710 | 10,594 | 10,847 | 21,441 | 49,332 | 51,239 | 100,571 |
| Cross-River | 15,998 | 16,364 | 32,362 | 22,405 | 23,376 | 45,781 | 20,643 | 20,612 | 41,255 | 17,838 | 17,759 | 35,597 | 76,884 | 78,111 | 154,995 |
| Delta | 14,909 | 15,173 | 30,082 | 29,749 | 29,512 | 59,261 | 27,751 | 27,273 | 55,024 | 23,490 | 22,872 | 46,362 | 95,899 | 94,830 | 190,729 |
| Ebonyi | 6,976 | 7,093 | 14,069 | 21,281 | 21,794 | 43,075 | 16,896 | 17,387 | 34,283 | 14,371 | 14,639 | 29,010 | 59,524 | 60,913 | 120,437 |
| Edo | 8,234 | 8,294 | 16,528 | 23,864 | 22,782 | 46,646 | 21,931 | 21,239 | 43,170 | 19,401 | 18,672 | 38,073 | 73,430 | 70,987 | 144,417 |
| Ekiti | 13,083 | 12,941 | 26,024 | 18,310 | 18,647 | 36,957 | 15,990 | 16,692 | 32,682 | 5,467 | 5,393 | 10,860 | 52,850 | 53,673 | 106,523 |
| Enugu | 8,582 | 8,511 | 17,093 | 22,811 | 22,540 | 45,351 | 19,077 | 18,675 | 37,752 | 18,454 | 17,890 | 36,344 | 68,924 | 67,616 | 136,540 |
| Fct-Abuja | 8,641 | 8,544 | 17,185 | 15,855 | 15,744 | 31,599 | 14,568 | 14,396 | 28,964 | 5,776 | 5,595 | 11,371 | 44,840 | 44,279 | 89,119 |
| Gombe | 4,479 | 4,161 | 8,640 | 11,987 | 11,225 | 23,212 | 10,548 | 10,032 | 20,580 | 4,427 | 3,829 | 8,256 | 31,441 | 29,247 | 60,688 |
| Imo | 14,512 | 14,591 | 29,103 | 57,381 | 58,183 | 115,564 | 53,594 | 54,985 | 108,579 | 49,115 | 51,121 | 100,236 | 174,602 | 178,880 | 353,482 |
| Jigawa | 28,876 | 28,721 | 57,597 | 35,344 | 34,830 | 70,174 | 13,962 | 13,946 | 27,908 | 40,195 | 40,407 | 80,602 | 118,377 | 117,904 | 236,281 |
| Kaduna | 24,362 | 24,140 | 48,502 | 81,099 | 82,597 | 163,696 | 63,657 | 63,265 | 126,922 | 26,542 | 25,780 | 52,322 | 195,660 | 195,782 | 391,442 |
| Kano | 40,089 | 42,726 | 82,815 | 98,293 | 100,552 | 198,845 | 59,518 | 59,429 | 118,947 | 87,841 | 94,236 | 182,077 | 285,741 | 296,943 | 582,684 |
| Katsina | 8,107 | 7,923 | 16,030 | 59,212 | 58,215 | 117,427 | 29,678 | 29,403 | 59,081 | 20,926 | 22,174 | 43,100 | 117,923 | 117,715 | 235,638 |
| Kebbi | 15,769 | 14,174 | 29,943 | 26,427 | 23,247 | 49,674 | 16,420 | 15,174 | 31,594 | 14,736 | 11,271 | 26,007 | 73,352 | 63,866 | 137,218 |
| Kogi | 7,663 | 7,871 | 15,534 | 14,753 | 14,864 | 29,617 | 13,346 | 13,349 | 26,695 | 4,061 | 4,137 | 8,198 | 39,823 | 40,221 | 80,044 |
| Kwara | 15,709 | 15,138 | 30,847 | 19,363 | 18,684 | 38,047 | 16,613 | 16,572 | 33,185 | 10,813 | 10,339 | 21,152 | 62,498 | 60,733 | 123,231 |
| Lagos | 65,673 | 64,338 | 130,011 | 64,900 | 63,699 | 128,599 | 62,440 | 60,668 | 123,18 | 27,476 | 26,834 | 54,310 | 220,489 | 215,539 | 436,028 |
| Nasarawa | 16,065 | 14,993 | 31,058 | 22,345 | 21,398 | 43,743 | 20,287 | 19,342 | 39,629 | 10,479 | 10,089 | 20,568 | 69,176 | 65,822 | 134,998 |
| Niger | 10,599 | 10,228 | 20,827 | 33,217 | 30,496 | 63,713 | 25,625 | 24,231 | 49,856 | 16,764 | 14,907 | 31,671 | 86,205 | 79,862 | 166,067 |
| Ogun | 27,109 | 26,477 | 53,586 | 38,002 | 36,996 | 74,998 | 38,056 | 36,647 | 74,703 | 18,153 | 16,973 | 35,126 | 121,320 | 117,093 | 238,413 |
| Ondo | 24,563 | 24,883 | 49,446 | 81,847 | 87,888 | 169,735 | 85,109 | 80,374 | 165,483 | 22,587 | 21,357 | 43,944 | 214,106 | 214,502 | 428,608 |
| Osun | 21,930 | 21,373 | 43,303 | 17,085 | 17,426 | 34,511 | 15,398 | 15,677 | 31,075 | 9,161 | 9,330 | 18,491 | 63,574 | 63,806 | 127,380 |
| Oyo | 29,334 | 29,168 | 58,502 | 44,082 | 46,723 | 90,805 | 52,269 | 56,376 | 108,645 | 65,132 | 69,599 | 134,731 | 190,817 | 201,866 | 392,683 |
| Plateau | 18,117 | 18,176 | 36,293 | 28,857 | 28,572 | 57,429 | 22,857 | 22,797 | 45,654 | 14,622 | 14,534 | 29,156 | 84,453 | 84,079 | 168,532 |
| Rivers | 13,969 | 13,489 | 27,458 | 19,594 | 19,400 | 38,994 | 18,211 | 18,257 | 36,468 | 13,586 | 13,943 | 27,529 | 65,360 | 65,089 | 130,449 |
| Sokoto | 5,351 | 4,581 | 9,932 | 17,984 | 15,705 | 33,689 | 9,356 | 7,533 | 16,889 | 8,980 | 7,225 | 16,205 | 41,671 | 35,044 | 76,715 |
| Taraba | 11,341 | 10,900 | 22,241 | 16,565 | 15,753 | 32,318 | 15,307 | 14,265 | 29,572 | 8,157 | 7,672 | 15,829 | 51,370 | 48,590 | 99,960 |
| Yobe | 2,027 | 1,594 | 3,621 | 9,433 | 8,806 | 18,239 | 7,106 | 6,818 | 13,924 | 3,852 | 3,730 | 7,582 | 22,418 | 20,948 | 43,366 |
| Zamfara | 3,972 | 3,450 | 7,422 | 17,136 | 13,927 | 31,063 | 7,209 | 5,770 | 12,979 | 6,120 | 5,073 | 11,193 | 34,437 | 28,220 | 62,657 |
| Total | 606,086 | 603,559 | 1,209,645 | 1,227,640 | 1,218,617 | 2,446,257 | 1,015,793 | 1,007,071 | 2,022,864 | 739,097 | 741,399 | 1,480,496 | 3,588,616 | 3,570,646 | 7,159,262 |

1.4 Enrolment in Special Programmes

1.4.1 Enrolment of Special Needs Children in Public Schools by State, Type of Impairment and Gender

Table 1.13: Special Needs Children in Inclusive Public ECCDE/Pre-Primary Schools by State, Impairment Type and Gender, 2017/2018

| S/N | State | No of Sch. | Visual Impairment | | | Hearing Impairment | | | Physical Challenged | | | Mentally Challenged | | | Gifted/Talented | | | Others | | | Grand Total |
|--------------|-------------|---------------|-------------------|--------------|--------------|--------------------|--------------|--------------|---------------------|--------------|--------------|---------------------|--------------|--------------|-----------------|--------------|---------------|--------------|--------------|--------------|---------------|
| | | | Male | Female | Total | Male | Female | Total | Male | Female | Total | Male | Female | Total | Male | Female | Total | Male | Female | Total | |
| 1 | Abia | 359 | 17 | 14 | 31 | 12 | 17 | 29 | 38 | 22 | 60 | 26 | 15 | 41 | 126 | 141 | 267 | 49 | 47 | 96 | 524 |
| 2 | Adamawa | 456 | 10 | 5 | 15 | 11 | 9 | 20 | 17 | 14 | 31 | 27 | 13 | 40 | 68 | 63 | 131 | 24 | 24 | 48 | 285 |
| 3 | Akwa-Ibom | 434 | 102 | 97 | 199 | 125 | 136 | 261 | 179 | 163 | 342 | 115 | 102 | 217 | 815 | 754 | 1,569 | 57 | 50 | 107 | 2,695 |
| 4 | Anambra | 442 | 22 | 14 | 36 | 33 | 16 | 49 | 76 | 50 | 126 | 131 | 110 | 241 | 407 | 428 | 835 | 85 | 60 | 145 | 1,432 |
| 5 | Bauchi | 1,063 | 69 | 52 | 121 | 73 | 52 | 125 | 76 | 42 | 118 | 62 | 37 | 99 | 229 | 217 | 446 | 31 | 37 | 68 | 977 |
| 6 | Bayelsa | 36 | 2 | 1 | 3 | 0 | 2 | 2 | 1 | 1 | 2 | 1 | 0 | 1 | 8 | 5 | 13 | 0 | 0 | 0 | 21 |
| 7 | Benue | 456 | 6 | 3 | 9 | 5 | 9 | 14 | 12 | 15 | 27 | 13 | 9 | 22 | 96 | 103 | 199 | 2 | 3 | 5 | 276 |
| 8 | Borno | 244 | 11 | 8 | 19 | 12 | 28 | 40 | 63 | 59 | 122 | 9 | 11 | 20 | 48 | 46 | 94 | 7 | 3 | 10 | 305 |
| 9 | Cross-River | 374 | 15 | 17 | 32 | 29 | 35 | 64 | 31 | 20 | 51 | 21 | 30 | 51 | 263 | 250 | 513 | 106 | 74 | 180 | 891 |
| 10 | Delta | 279 | 9 | 8 | 17 | 30 | 29 | 59 | 29 | 34 | 63 | 27 | 29 | 56 | 101 | 110 | 211 | 25 | 38 | 63 | 469 |
| 11 | Ebonyi | 440 | 5 | 9 | 14 | 17 | 9 | 26 | 18 | 14 | 32 | 11 | 14 | 25 | 313 | 334 | 647 | 21 | 39 | 60 | 804 |
| 12 | Edo | 249 | 12 | 14 | 26 | 10 | 13 | 23 | 31 | 18 | 49 | 29 | 24 | 53 | 82 | 75 | 157 | 52 | 66 | 118 | 426 |
| 13 | Ekiti | 143 | 1 | 2 | 3 | 6 | 3 | 9 | 8 | 4 | 12 | 12 | 5 | 17 | 58 | 59 | 117 | 1 | 1 | 2 | 160 |
| 14 | Enugu | 549 | -4 | 20 | 16 | 22 | 35 | 57 | 21 | 53 | 74 | 42 | 95 | 137 | 70 | 280 | 350 | 343 | 53 | 396 | 1,030 |
| 15 | Fct-Abuja | 254 | 24 | 11 | 35 | 17 | 10 | 27 | 29 | 24 | 53 | 22 | 10 | 32 | 53 | 70 | 123 | 20 | 5 | 25 | 295 |
| 16 | Gombe | 389 | 41 | 35 | 76 | 46 | 30 | 76 | 33 | 27 | 60 | 16 | 8 | 24 | 89 | 76 | 165 | 9 | 11 | 20 | 421 |
| 17 | Imo | 567 | 34 | 21 | 55 | 47 | 43 | 90 | 91 | 83 | 174 | 68 | 53 | 121 | 712 | 514 | 1,226 | 115 | 139 | 254 | 1,920 |
| 18 | Jigawa | 1,050 | 183 | 109 | 292 | 189 | 97 | 286 | 130 | 117 | 247 | 116 | 78 | 194 | 403 | 304 | 707 | 40 | 56 | 96 | 1,822 |
| 19 | Kaduna | 1,667 | 160 | 72 | 232 | 98 | 67 | 165 | 153 | 88 | 241 | 95 | 60 | 155 | 690 | 653 | 1,343 | 909 | 811 | 1,720 | 3,856 |
| 20 | Kano | 2,656 | 421 | 411 | 832 | 272 | 156 | 428 | 253 | 177 | 430 | 198 | 153 | 351 | 953 | 918 | 1,871 | 268 | 299 | 567 | 4,479 |
| 21 | Katsina | 1,580 | 66 | 59 | 125 | 102 | 47 | 149 | 118 | 85 | 203 | 93 | 49 | 142 | 377 | 324 | 701 | 17 | 8 | 25 | 1,345 |
| 22 | Kebbi | 514 | 3 | 1 | 4 | 12 | 3 | 15 | 27 | 14 | 41 | 15 | 10 | 25 | 133 | 104 | 237 | 10 | 17 | 27 | 349 |
| 23 | Kogi | 195 | 0 | 0 | 0 | 1 | 2 | 3 | 9 | 4 | 13 | 1 | 0 | 1 | 51 | 39 | 90 | 16 | 13 | 29 | 136 |
| 24 | Kwara | 247 | 29 | 23 | 52 | 14 | 7 | 21 | 34 | 19 | 53 | 9 | 12 | 21 | 77 | 71 | 148 | 15 | 11 | 26 | 321 |
| 25 | Lagos | 255 | 17 | 22 | 39 | 78 | 57 | 135 | 41 | 32 | 73 | 133 | 93 | 226 | 306 | 302 | 608 | 93 | 63 | 156 | 1,237 |
| 26 | Nasarawa | 314 | 8 | 5 | 13 | 3 | 12 | 15 | 13 | 8 | 21 | 8 | 2 | 10 | 72 | 57 | 129 | 59 | 35 | 94 | 282 |
| 27 | Niger | 558 | 21 | 11 | 32 | 16 | 16 | 32 | 40 | 28 | 68 | 31 | 16 | 47 | 167 | 156 | 323 | 15 | 2 | 17 | 519 |
| 28 | Ogun | 130 | 5 | 1 | 6 | 12 | 7 | 19 | 16 | 6 | 22 | 12 | 4 | 16 | 91 | 80 | 171 | 13 | 9 | 22 | 256 |
| 29 | Ondo | 227 | 914 | 92 | 1,006 | 43 | 44 | 87 | 1,039 | 46 | 1,085 | 51 | 174 | 225 | 457 | 450 | 907 | 340 | 311 | 651 | 3,961 |
| 30 | Osun | 99 | 1 | 1 | 2 | 1 | 2 | 3 | 1 | 2 | 3 | 10 | 10 | 20 | 0 | 4 | 4 | 0 | 0 | 0 | 32 |
| 31 | Oyo | 130 | 6 | 4 | 10 | 149 | 119 | 268 | 54 | 46 | 100 | 88 | 66 | 154 | 81 | 75 | 156 | 40 | 42 | 82 | 770 |
| 32 | Plateau | 811 | 33 | 13 | 46 | 24 | 25 | 49 | 74 | 63 | 137 | 93 | 47 | 140 | 204 | 206 | 410 | 66 | 68 | 134 | 916 |
| 33 | Rivers | 170 | 7 | 3 | 10 | 6 | 11 | 17 | 9 | 4 | 13 | 5 | 2 | 7 | 52 | 57 | 109 | 2 | 0 | 2 | 158 |
| 34 | Sokoto | 735 | 45 | 26 | 71 | 42 | 30 | 72 | 43 | 33 | 76 | 12 | 7 | 19 | 200 | 156 | 356 | 125 | 101 | 226 | 820 |
| 35 | Taraba | 367 | 15 | 12 | 27 | 15 | 12 | 27 | 15 | 11 | 26 | 11 | 3 | 14 | 86 | 91 | 177 | 6 | 4 | 10 | 281 |
| 36 | Yobe | 241 | 22 | 20 | 42 | 4 | 4 | 8 | 11 | 13 | 24 | 6 | 3 | 9 | 21 | 42 | 63 | 1 | 1 | 2 | 148 |
| 37 | Zamfara | 562 | 21 | 4 | 25 | 17 | 9 | 26 | 22 | 14 | 36 | 26 | 20 | 46 | 101 | 70 | 171 | 8 | 8 | 16 | 320 |
| Total | | 19,242 | 2,353 | 1,220 | 3,573 | 1,593 | 1,203 | 2,796 | 2,855 | 1,453 | 4,308 | 1,645 | 1,374 | 3,019 | 8,060 | 7,684 | 15,744 | 2,990 | 2,509 | 5,499 | 34,939 |

1.4. 1.2 Enrolment of Special Needs Children in Private Schools by State, Type of Impairment and Gender

Table 1.14: Special Needs Children in Inclusive Private ECCDE/Pre-Primary Schools by State, Impairment Type and Gender, 2017/2018

| S/N | State | No of Sch. | Visual Impairment | | | Hearing Impairment | | | Physical Challenged | | | Mentally Challenged | | | Gifted/Talented | | | Others | | | Grandtotal |
|-----|--------------|--------------|-------------------|------------|--------------|--------------------|------------|--------------|---------------------|--------------|--------------|---------------------|------------|--------------|-----------------|---------------|---------------|--------------|------------|--------------|---------------|
| | | | Male | Female | Total | Male | Female | Total | Male | Female | Total | Male | Female | Total | Male | Female | Total | Male | Female | Total | |
| 1 | Abia | 208 | 24 | 10 | 34 | 9 | 12 | 21 | 40 | 22 | 62 | 22 | 14 | 36 | 287 | 323 | 610 | 58 | 45 | 103 | 866 |
| 2 | Adamawa | 123 | 33 | 34 | 67 | 31 | 17 | 48 | 26 | 20 | 46 | 45 | 20 | 65 | 208 | 258 | 466 | 21 | 20 | 41 | 733 |
| 3 | Akwa-Ibom | 242 | 48 | 44 | 92 | 44 | 41 | 85 | 70 | 55 | 125 | 56 | 42 | 98 | 978 | 1,198 | 2,176 | 95 | 56 | 151 | 2,727 |
| 4 | Anambra | 401 | 34 | 26 | 60 | 32 | 21 | 53 | 72 | 66 | 138 | 61 | 41 | 102 | 741 | 794 | 1,535 | 24 | 20 | 44 | 1,932 |
| 5 | Bauchi | 198 | 13 | 9 | 22 | 10 | 6 | 16 | 26 | 13 | 39 | 40 | 26 | 66 | 259 | 354 | 613 | 86 | 32 | 118 | 874 |
| 6 | Bayelsa | 73 | 9 | 4 | 13 | 3 | 4 | 7 | 17 | 8 | 25 | 5 | 4 | 9 | 93 | 118 | 211 | 41 | 0 | 41 | 306 |
| 7 | Benue | 347 | 14 | 11 | 25 | 15 | 22 | 37 | 56 | 42 | 98 | 44 | 52 | 96 | 552 | 552 | 1,104 | 22 | 23 | 45 | 1,405 |
| 8 | Borno | 92 | 9 | 8 | 17 | 4 | 6 | 10 | 12 | 9 | 21 | 8 | 7 | 15 | 169 | 183 | 352 | 52 | 39 | 91 | 506 |
| 9 | Cross-River | 228 | 96 | 15 | 111 | 22 | 27 | 49 | 31 | 31 | 62 | 22 | 5 | 27 | 679 | 759 | 1,438 | 223 | 211 | 434 | 2,121 |
| 10 | Delta | 282 | 9 | 9 | 18 | 20 | 15 | 35 | 50 | 40 | 90 | 29 | 24 | 53 | 394 | 513 | 907 | 90 | 9 | 99 | 1,202 |
| 11 | Ebonyi | 170 | 22 | 15 | 37 | 15 | 8 | 23 | 20 | 15 | 35 | 28 | 20 | 48 | 324 | 375 | 699 | 58 | 16 | 74 | 916 |
| 12 | Edo | 84 | 4 | 5 | 9 | 3 | 9 | 12 | 8 | 6 | 14 | 13 | 5 | 18 | 121 | 139 | 260 | 2 | 3 | 5 | 318 |
| 13 | Ekiti | 86 | 5 | 1 | 6 | 2 | 2 | 4 | 6 | 5 | 11 | 6 | 5 | 11 | 116 | 123 | 239 | 1 | 1 | 2 | 273 |
| 14 | Enugu | 247 | 0 | 7 | 7 | 3 | 8 | 11 | 9 | 30 | 39 | 33 | 51 | 84 | 20 | 489 | 509 | 498 | 21 | 519 | 1,169 |
| 15 | FCT-Abuja | 98 | 3 | 2 | 5 | 6 | 3 | 9 | 19 | 14 | 33 | 23 | 3 | 26 | 197 | 231 | 428 | 95 | 25 | 120 | 621 |
| 16 | Gombe | 101 | 3 | 1 | 4 | 21 | 16 | 37 | 6 | 5 | 11 | 10 | 1 | 11 | 125 | 126 | 251 | 5 | 9 | 14 | 328 |
| 17 | Imo | 329 | 15 | 19 | 34 | 16 | 15 | 31 | 46 | 35 | 81 | 42 | 36 | 78 | 549 | 632 | 1,181 | 11 | 10 | 21 | 1,426 |
| 18 | Jigawa | 108 | 14 | 12 | 26 | 9 | 8 | 17 | 12 | 5 | 17 | 8 | 12 | 20 | 72 | 84 | 156 | 11 | 15 | 26 | 262 |
| 19 | Kaduna | 347 | 35 | 26 | 61 | 14 | 16 | 30 | 47 | 37 | 84 | 39 | 28 | 67 | 520 | 493 | 1,013 | 27 | 12 | 39 | 1,294 |
| 20 | Kano | 250 | 15 | 14 | 29 | 10 | 17 | 27 | 80 | 78 | 158 | 17 | 12 | 29 | 269 | 258 | 527 | 11 | 4 | 15 | 785 |
| 21 | Katsina | 246 | 23 | 19 | 42 | 20 | 11 | 31 | 41 | 14 | 55 | 46 | 34 | 80 | 279 | 251 | 530 | 23 | 32 | 55 | 793 |
| 22 | Kebbi | 172 | 30 | 18 | 48 | 16 | 7 | 23 | 44 | 25 | 69 | 22 | 22 | 44 | 325 | 209 | 534 | 14 | 17 | 31 | 749 |
| 23 | Kogi | 151 | 7 | 5 | 12 | 1 | 6 | 7 | 32 | 17 | 49 | 6 | 4 | 10 | 197 | 190 | 387 | 26 | 19 | 45 | 510 |
| 24 | Kwara | 167 | 13 | 10 | 23 | 31 | 32 | 63 | 38 | 26 | 64 | 38 | 23 | 61 | 309 | 314 | 623 | 14 | 14 | 28 | 862 |
| 25 | Lagos | 669 | 138 | 35 | 173 | 67 | 79 | 146 | 121 | 135 | 256 | 101 | 129 | 230 | 1,463 | 1,501 | 2,964 | 156 | 93 | 249 | 4,018 |
| 26 | Nasarawa | 289 | 11 | 12 | 23 | 11 | 7 | 18 | 26 | 19 | 45 | 34 | 24 | 58 | 523 | 540 | 1,063 | 25 | 25 | 50 | 1,257 |
| 27 | Niger | 263 | 34 | 25 | 59 | 33 | 20 | 53 | 33 | 35 | 68 | 23 | 21 | 44 | 584 | 585 | 1,169 | 34 | 23 | 57 | 1,450 |
| 28 | Ogun | 199 | 6 | 3 | 9 | 15 | 8 | 23 | 25 | 9 | 34 | 24 | 22 | 46 | 521 | 557 | 1,078 | 49 | 28 | 77 | 1,267 |
| 29 | Ondo | 145 | 19 | 18 | 37 | 3 | 7 | 10 | 30 | 34 | 64 | 15 | 23 | 38 | 236 | 252 | 488 | 27 | 17 | 44 | 681 |
| 30 | Osun | 129 | 9 | 10 | 19 | 18 | 7 | 25 | 15 | 24 | 39 | 32 | 16 | 48 | 348 | 280 | 628 | 11 | 14 | 25 | 784 |
| 31 | Oyo | 212 | 8 | 3 | 11 | 11 | 14 | 25 | 30 | 39 | 69 | 24 | 36 | 60 | 443 | 486 | 929 | 75 | 36 | 111 | 1,205 |
| 32 | Plateau | 262 | 11 | 15 | 26 | 32 | 41 | 73 | 39 | 36 | 75 | 23 | 20 | 43 | 509 | 506 | 1,015 | 97 | 12 | 109 | 1,341 |
| 33 | Rivers | 222 | 41 | 39 | 80 | 68 | 13 | 81 | 38 | 17 | 55 | 35 | 24 | 59 | 589 | 657 | 1,246 | 176 | 53 | 229 | 1,750 |
| 34 | Sokoto | 45 | 9 | 8 | 17 | 7 | 3 | 10 | 9 | 3 | 12 | 1 | 2 | 3 | 235 | 164 | 399 | 0 | 0 | 0 | 441 |
| 35 | Taraba | 190 | 17 | 22 | 39 | 17 | 17 | 34 | 36 | 25 | 61 | 33 | 28 | 61 | 322 | 285 | 607 | 18 | 25 | 43 | 845 |
| 36 | Yobe | 47 | 2 | 1 | 3 | 3 | 1 | 4 | 2 | 0 | 2 | 14 | 6 | 20 | 74 | 74 | 148 | 18 | 4 | 22 | 199 |
| 37 | Zamfara | 96 | 5 | 2 | 7 | 1 | 1 | 2 | 10 | 7 | 17 | 6 | 5 | 11 | 94 | 82 | 176 | 1 | 0 | 1 | 214 |
| | Total | 7,518 | 788 | 517 | 1,305 | 643 | 547 | 1,190 | 1,222 | 1,001 | 2,223 | 1,028 | 847 | 1,875 | 13,724 | 14,935 | 28,659 | 2,195 | 983 | 3,178 | 38,430 |

1.4. 1.3 Enrolment of Special Needs Children in Public and Private Schools by State, Type of Impairment and Gender

Table 1.15: Special Needs Children in Inclusive Public and Private ECCDE/Pre-Primary Schools by State, Impairment Type and Gender, 2017/2018

| S/N | State | No of Sch. | Visual Impairment | | | Hearing Impairment | | | Physical Challenged | | | Mentally Challenged | | | Gifted/Talented | | | Others | | | Grand total |
|-----|-------------|------------|-------------------|--------|-------|--------------------|--------|-------|---------------------|--------|-------|---------------------|--------|-------|-----------------|--------|--------|--------|--------|-------|-------------|
| | | | Male | Female | total | Male | Female | total | Male | Female | total | Male | Female | total | Male | Female | total | Male | Female | total | |
| 1 | Abia | 567 | 41 | 24 | 65 | 21 | 29 | 50 | 78 | 44 | 122 | 48 | 29 | 77 | 413 | 464 | 877 | 107 | 92 | 199 | 1,390 |
| 2 | Adamawa | 579 | 43 | 39 | 82 | 42 | 26 | 68 | 43 | 34 | 77 | 72 | 33 | 105 | 276 | 321 | 597 | 45 | 44 | 89 | 1,018 |
| 3 | Akwa-Ibom | 676 | 150 | 141 | 291 | 169 | 177 | 346 | 249 | 218 | 467 | 171 | 144 | 315 | 1,793 | 1,952 | 3,745 | 152 | 106 | 258 | 5,422 |
| 4 | Anambra | 843 | 56 | 40 | 96 | 65 | 37 | 102 | 148 | 116 | 264 | 192 | 151 | 343 | 1,148 | 1,222 | 2,370 | 109 | 80 | 189 | 3,364 |
| 5 | Bauchi | 1,261 | 82 | 61 | 143 | 83 | 58 | 141 | 102 | 55 | 157 | 102 | 63 | 165 | 488 | 571 | 1,059 | 117 | 69 | 186 | 1,851 |
| 6 | Bayelsa | 109 | 11 | 5 | 16 | 3 | 6 | 9 | 18 | 9 | 27 | 6 | 4 | 10 | 101 | 123 | 224 | 41 | - | 41 | 327 |
| 7 | Benue | 803 | 20 | 14 | 34 | 20 | 31 | 51 | 68 | 57 | 125 | 57 | 61 | 118 | 648 | 655 | 1,303 | 24 | 26 | 50 | 1,681 |
| 8 | Borno | 336 | 20 | 16 | 36 | 16 | 34 | 50 | 75 | 68 | 143 | 17 | 18 | 35 | 217 | 229 | 446 | 59 | 42 | 101 | 811 |
| 9 | Cross-River | 602 | 111 | 32 | 143 | 51 | 62 | 113 | 62 | 51 | 113 | 43 | 35 | 78 | 942 | 1,009 | 1,951 | 329 | 285 | 614 | 3,012 |
| 10 | Delta | 561 | 18 | 17 | 35 | 50 | 44 | 94 | 79 | 74 | 153 | 56 | 53 | 109 | 495 | 623 | 1,118 | 115 | 47 | 162 | 1,671 |
| 11 | Ebonyi | 610 | 27 | 24 | 51 | 32 | 17 | 49 | 38 | 29 | 67 | 39 | 34 | 73 | 637 | 709 | 1,346 | 79 | 55 | 134 | 1,720 |
| 12 | Edo | 333 | 16 | 19 | 35 | 13 | 22 | 35 | 39 | 24 | 63 | 42 | 29 | 71 | 203 | 214 | 417 | 54 | 69 | 123 | 744 |
| 13 | Ekiti | 229 | 6 | 3 | 9 | 8 | 5 | 13 | 14 | 9 | 23 | 18 | 10 | 28 | 174 | 182 | 356 | 2 | 2 | 4 | 433 |
| 14 | Enugu | 796 | -4 | 27 | 23 | 25 | 43 | 68 | 30 | 83 | 113 | 75 | 146 | 221 | 90 | 769 | 859 | 841 | 74 | 915 | 2,199 |
| 15 | Fct-Abuja | 352 | 27 | 13 | 40 | 23 | 13 | 36 | 48 | 38 | 86 | 45 | 13 | 58 | 250 | 301 | 551 | 115 | 30 | 145 | 916 |
| 16 | Gombe | 490 | 44 | 36 | 80 | 67 | 46 | 113 | 39 | 32 | 71 | 26 | 9 | 35 | 214 | 202 | 416 | 14 | 20 | 34 | 749 |
| 17 | Imo | 896 | 49 | 40 | 89 | 63 | 58 | 121 | 137 | 118 | 255 | 110 | 89 | 199 | 1,261 | 1,146 | 2,407 | 126 | 149 | 275 | 3,346 |
| 18 | Jigawa | 1,158 | 197 | 121 | 318 | 198 | 105 | 303 | 142 | 122 | 264 | 124 | 90 | 214 | 475 | 388 | 863 | 51 | 71 | 122 | 2,084 |
| 19 | Kaduna | 2,014 | 195 | 98 | 293 | 112 | 83 | 195 | 200 | 125 | 325 | 134 | 88 | 222 | 1,210 | 1,146 | 2,356 | 936 | 823 | 1,759 | 5,150 |
| 20 | Kano | 2,906 | 436 | 425 | 861 | 282 | 173 | 455 | 333 | 255 | 588 | 215 | 165 | 380 | 1,222 | 1,176 | 2,398 | 279 | 303 | 582 | 5,264 |
| 21 | Katsina | 1,826 | 89 | 78 | 167 | 122 | 58 | 180 | 159 | 99 | 258 | 139 | 83 | 222 | 656 | 575 | 1,231 | 40 | 40 | 80 | 2,138 |
| 22 | Kebbi | 686 | 33 | 19 | 52 | 28 | 10 | 38 | 71 | 39 | 110 | 37 | 32 | 69 | 458 | 313 | 771 | 24 | 34 | 58 | 1,098 |
| 23 | Kogi | 346 | 7 | 5 | 12 | 2 | 8 | 10 | 41 | 21 | 62 | 7 | 4 | 11 | 248 | 229 | 477 | 42 | 32 | 74 | 646 |
| 24 | Kwara | 414 | 42 | 33 | 75 | 45 | 39 | 84 | 72 | 45 | 117 | 47 | 35 | 82 | 386 | 385 | 771 | 29 | 25 | 54 | 1,183 |
| 25 | Lagos | 924 | 155 | 57 | 212 | 145 | 136 | 281 | 162 | 167 | 329 | 234 | 222 | 456 | 1,769 | 1,803 | 3,572 | 249 | 156 | 405 | 5,255 |
| 26 | Nasarawa | 603 | 19 | 17 | 36 | 14 | 19 | 33 | 39 | 27 | 66 | 42 | 26 | 68 | 595 | 597 | 1,192 | 84 | 60 | 144 | 1,539 |
| 27 | Niger | 821 | 55 | 36 | 91 | 49 | 36 | 85 | 73 | 63 | 136 | 54 | 37 | 91 | 751 | 741 | 1,492 | 49 | 25 | 74 | 1,969 |
| 28 | Ogun | 329 | 11 | 4 | 15 | 27 | 15 | 42 | 41 | 15 | 56 | 36 | 26 | 62 | 612 | 637 | 1,249 | 62 | 37 | 99 | 1,523 |
| 29 | Ondo | 372 | 933 | 110 | 1,043 | 46 | 51 | 97 | 1,069 | 80 | 1,149 | 66 | 197 | 263 | 693 | 702 | 1,395 | 367 | 328 | 695 | 4,642 |
| 30 | Osun | 228 | 10 | 11 | 21 | 19 | 9 | 28 | 16 | 26 | 42 | 42 | 26 | 68 | 348 | 284 | 632 | 11 | 14 | 25 | 816 |
| 31 | Oyo | 342 | 14 | 7 | 21 | 160 | 133 | 293 | 84 | 85 | 169 | 112 | 102 | 214 | 524 | 561 | 1,085 | 115 | 102 | 217 | 1,975 |
| 32 | Plateau | 1,073 | 44 | 28 | 72 | 56 | 66 | 122 | 113 | 99 | 212 | 116 | 67 | 183 | 713 | 712 | 1,425 | 163 | 80 | 243 | 2,257 |
| 33 | Rivers | 392 | 48 | 42 | 90 | 74 | 24 | 98 | 47 | 21 | 68 | 40 | 26 | 66 | 641 | 714 | 1,355 | 178 | 53 | 231 | 1,908 |
| 34 | Sokoto | 780 | 54 | 34 | 88 | 49 | 33 | 82 | 52 | 36 | 88 | 13 | 9 | 22 | 435 | 320 | 755 | 125 | 101 | 226 | 1,261 |
| 35 | Taraba | 557 | 32 | 34 | 66 | 32 | 29 | 61 | 51 | 36 | 87 | 44 | 31 | 75 | 408 | 376 | 784 | 24 | 29 | 53 | 1,126 |
| 36 | Yobe | 288 | 24 | 21 | 45 | 7 | 5 | 12 | 13 | 26 | 39 | 20 | 9 | 29 | 95 | 116 | 211 | 19 | 5 | 24 | 347 |
| 37 | Zamfara | 658 | 26 | 6 | 32 | 18 | 10 | 28 | 32 | 21 | 53 | 32 | 25 | 57 | 195 | 152 | 347 | 9 | 8 | 17 | 534 |
| | total | 26,760 | 3,141 | 1,737 | 4,878 | 2,236 | 1,750 | 3,986 | 4,077 | 2,454 | 6,531 | 2,673 | 2,221 | 4,894 | 21,784 | 22,619 | 44,403 | 5,185 | 3,492 | 8,677 | 73,369 |

1.5 Indicators

1.5.1 Access Indicators

1.5.1.1 Gross and Net Enrolment Rates

Table 1.19: Gross and Net Enrolment Rates for Public and Private ECCDE/Pre-Primary Schools by Gender, 2017/2018

| State | Enrolment in Pri-primary | | | ENROLMENT Age 3-5 | | | Population Age 3- 5 | | | Gross Enrolment Rate (GER) Pre-primary | | | Net Enrolment Rate (NER) Pre-primary | | |
|--------------|--------------------------|------------------|------------------|-------------------|------------------|------------------|---------------------|------------------|-------------------|--|-----------|-----------|--------------------------------------|-----------|-----------|
| | Male | Female | Total | Male | Female | Total | Male | Female | Total | Male | Female | Total | Male | Female | Total |
| Abia | 67,530 | 68,747 | 136,277 | 51,134 | 51,578 | 102,712 | 183,768 | 162,905 | 346,672 | 37 | 42 | 39 | 28 | 32 | 30 |
| Adamawa | 59,822 | 56,608 | 116,430 | 42,891 | 40,926 | 83,817 | 222,360 | 194,419 | 416,779 | 27 | 29 | 28 | 19 | 21 | 20 |
| Akwa Ibom | 257,629 | 272,484 | 530,113 | 193,943 | 202,817 | 396,760 | 255,761 | 227,720 | 483,481 | 101 | 120 | 110 | 76 | 89 | 82 |
| Anambra | 154,861 | 150,639 | 305,500 | 112,840 | 110,367 | 223,207 | 283,519 | 253,577 | 537,096 | 55 | 59 | 57 | 40 | 44 | 42 |
| Bauchi | 65,731 | 63,728 | 129,459 | 50,020 | 47,386 | 97,406 | 311,704 | 275,993 | 587,697 | 21 | 23 | 22 | 16 | 17 | 17 |
| Bayelsa | 27,118 | 27,347 | 54,465 | 18,027 | 18,315 | 36,342 | 114,634 | 101,700 | 216,335 | 24 | 27 | 25 | 16 | 18 | 17 |
| Benue | 69,429 | 67,694 | 137,123 | 51,071 | 49,915 | 100,986 | 280,270 | 248,803 | 529,072 | 25 | 27 | 26 | 18 | 20 | 19 |
| Borno | 49,332 | 51,239 | 100,571 | 37,902 | 39,231 | 77,133 | 267,971 | 238,201 | 506,172 | 18 | 22 | 20 | 14 | 16 | 15 |
| Cross_Rivers | 76,884 | 78,111 | 154,995 | 52,951 | 53,741 | 106,692 | 186,140 | 165,367 | 351,507 | 41 | 47 | 44 | 28 | 32 | 30 |
| Delta | 95,899 | 94,830 | 190,729 | 71,229 | 70,253 | 141,482 | 274,158 | 244,280 | 518,438 | 35 | 39 | 37 | 26 | 29 | 27 |
| Ebonyi | 59,524 | 60,913 | 120,437 | 44,718 | 45,891 | 90,609 | 135,743 | 119,021 | 254,764 | 44 | 51 | 47 | 33 | 39 | 36 |
| Edo | 73,430 | 70,987 | 144,417 | 57,669 | 55,590 | 113,259 | 210,931 | 187,329 | 398,260 | 35 | 38 | 36 | 27 | 30 | 28 |
| Ekiti | 52,850 | 53,673 | 106,523 | 36,739 | 37,506 | 74,245 | 147,401 | 130,538 | 277,938 | 36 | 41 | 38 | 25 | 29 | 27 |
| Enugu | 68,924 | 67,616 | 136,540 | 52,834 | 52,134 | 104,968 | 223,782 | 198,787 | 422,569 | 31 | 34 | 32 | 24 | 26 | 25 |
| Fct | 44,840 | 44,279 | 89,119 | 32,534 | 32,295 | 64,829 | 81,943 | 71,612 | 153,555 | 55 | 62 | 58 | 40 | 45 | 42 |
| Gombe | 31,441 | 29,247 | 60,688 | 24,347 | 22,597 | 46,944 | 145,827 | 101,366 | 247,193 | 22 | 29 | 25 | 17 | 22 | 19 |
| Imo | 174,602 | 178,880 | 353,482 | 146,683 | 150,029 | 296,712 | 263,453 | 242,287 | 505,740 | 66 | 74 | 70 | 56 | 62 | 59 |
| Jigawa | 118,377 | 117,904 | 236,281 | 85,242 | 85,182 | 170,424 | 296,362 | 259,486 | 555,848 | 40 | 45 | 43 | 29 | 33 | 31 |
| Kaduna | 195,660 | 195,782 | 391,442 | 149,504 | 149,656 | 299,160 | 284,195 | 258,810 | 543,005 | 69 | 76 | 72 | 53 | 58 | 55 |
| Kano | 285,741 | 296,943 | 582,684 | 212,027 | 220,505 | 432,532 | 632,104 | 563,643 | 1,195,747 | 45 | 53 | 49 | 34 | 39 | 36 |
| Katsina | 117,923 | 117,715 | 235,638 | 97,616 | 97,300 | 194,916 | 398,701 | 350,825 | 749,526 | 30 | 34 | 31 | 24 | 28 | 26 |
| Kebbi | 73,352 | 63,866 | 137,218 | 51,337 | 45,069 | 96,406 | 211,695 | 185,911 | 397,606 | 35 | 34 | 35 | 24 | 24 | 24 |
| Kogi | 39,823 | 40,221 | 80,044 | 29,032 | 29,277 | 58,309 | 215,795 | 191,738 | 407,533 | 18 | 21 | 20 | 13 | 15 | 14 |
| Kwara | 62,498 | 60,733 | 123,231 | 43,902 | 42,798 | 86,700 | 142,620 | 126,439 | 269,059 | 44 | 48 | 46 | 31 | 34 | 32 |
| Lagos | 220,489 | 215,539 | 436,028 | 153,817 | 150,266 | 304,083 | 686,346 | 620,689 | 1,307,035 | 32 | 35 | 33 | 22 | 24 | 23 |
| Nasarawa | 69,176 | 65,822 | 134,998 | 49,607 | 46,698 | 96,305 | 111,006 | 98,068 | 209,074 | 62 | 67 | 65 | 45 | 48 | 46 |
| Niger | 86,205 | 79,862 | 166,067 | 64,544 | 59,938 | 124,482 | 263,715 | 235,510 | 499,226 | 33 | 34 | 33 | 24 | 25 | 25 |
| Ogun | 121,320 | 117,093 | 238,413 | 92,587 | 89,268 | 181,855 | 248,055 | 222,209 | 470,264 | 49 | 53 | 51 | 37 | 40 | 39 |
| Ondo | 214,106 | 214,502 | 428,608 | 162,242 | 162,136 | 324,378 | 221,395 | 197,716 | 419,111 | 97 | 108 | 102 | 73 | 82 | 77 |
| Osun | 63,574 | 63,806 | 127,380 | 41,285 | 41,142 | 82,427 | 217,069 | 192,805 | 409,875 | 29 | 33 | 31 | 19 | 21 | 20 |
| Oyo | 190,817 | 201,866 | 392,683 | 141,117 | 149,363 | 290,480 | 375,320 | 335,447 | 710,768 | 51 | 60 | 55 | 38 | 45 | 41 |
| Plateau | 84,453 | 84,079 | 168,532 | 62,844 | 62,267 | 125,111 | 210,318 | 187,580 | 397,898 | 40 | 45 | 42 | 30 | 33 | 31 |
| Rivers | 65,360 | 65,089 | 130,449 | 45,784 | 45,637 | 91,421 | 357,876 | 319,587 | 677,464 | 18 | 20 | 19 | 13 | 14 | 13 |
| Sokoto | 41,671 | 35,044 | 76,715 | 32,253 | 27,422 | 59,675 | 244,662 | 215,308 | 459,970 | 17 | 16 | 17 | 13 | 13 | 13 |
| Taraba | 51,370 | 48,590 | 99,960 | 36,306 | 34,091 | 70,397 | 140,803 | 123,880 | 264,683 | 36 | 39 | 38 | 26 | 28 | 27 |
| Yobe | 22,418 | 20,948 | 43,366 | 17,772 | 16,649 | 34,421 | 139,223 | 122,340 | 261,563 | 16 | 17 | 17 | 13 | 14 | 13 |
| Zamfara | 34,437 | 28,220 | 62,657 | 26,321 | 21,737 | 48,058 | 217,297 | 190,851 | 408,147 | 16 | 15 | 15 | 12 | 11 | 12 |
| Total | 3,588,616 | 3,570,646 | 7,159,262 | 2,672,671 | 2,656,972 | 5,329,643 | 9,203,921 | 8,162,747 | 17,366,668 | 39 | 44 | 41 | 29 | 33 | 31 |

1.5.1.2 Gross and Net Intake Rates for States by Gender

Table 1.20: Gross and Net Intake Rates for Public and Private ECCDE/Pre-Primary Schools by State and Gender, 2017/ 2018

| State | Gross Intake Rate (GIR) Pre-primary | | | Net Intake Rate (NIR) Pre-primary | | |
|--------------|-------------------------------------|-----------|-----------|-----------------------------------|-----------|-----------|
| | Male | Female | Total | Male | Female | Total |
| Abia | 26 | 30 | 28 | 23 | 26 | 24 |
| Adamawa | 14 | 14 | 14 | 18 | 19 | 19 |
| Akwa Ibom | 43 | 56 | 49 | 54 | 60 | 57 |
| Anambra | 39 | 42 | 40 | 32 | 36 | 34 |
| Bauchi | 10 | 11 | 10 | 16 | 16 | 16 |
| Bayelsa | 13 | 14 | 13 | 12 | 14 | 13 |
| Benue | 10 | 11 | 11 | 15 | 16 | 15 |
| Borno | 11 | 13 | 12 | 13 | 15 | 14 |
| Cross_Rivers | 26 | 29 | 27 | 22 | 26 | 24 |
| Delta | 23 | 25 | 24 | 21 | 23 | 22 |
| Ebonyi | 29 | 34 | 31 | 27 | 32 | 29 |
| Edo | 25 | 27 | 26 | 22 | 24 | 23 |
| Ekiti | 10 | 11 | 10 | 18 | 20 | 19 |
| Enugu | 22 | 24 | 23 | 19 | 21 | 20 |
| Fct | 20 | 22 | 21 | 30 | 35 | 32 |
| Gombe | 9 | 11 | 9 | 16 | 21 | 18 |
| Imo | 55 | 61 | 58 | 49 | 56 | 53 |
| Jigawa | 40 | 45 | 42 | 27 | 30 | 28 |
| Kaduna | 27 | 28 | 27 | 45 | 50 | 48 |
| Kano | 40 | 48 | 44 | 38 | 44 | 41 |
| Katsina | 15 | 18 | 17 | 30 | 33 | 31 |
| Kebbi | 20 | 18 | 19 | 24 | 24 | 24 |
| Kogi | 5 | 6 | 6 | 10 | 11 | 10 |
| Kwara | 21 | 23 | 22 | 27 | 30 | 28 |
| Lagos | 11 | 12 | 11 | 17 | 19 | 18 |
| Nasarawa | 27 | 30 | 29 | 34 | 38 | 36 |
| Niger | 18 | 18 | 18 | 20 | 21 | 20 |
| Ogun | 20 | 21 | 20 | 35 | 37 | 36 |
| Ondo | 27 | 29 | 28 | 52 | 56 | 54 |
| Osun | 11 | 13 | 12 | 15 | 17 | 16 |
| Oyo | 46 | 55 | 50 | 32 | 38 | 35 |
| Plateau | 19 | 22 | 21 | 24 | 27 | 25 |
| Rivers | 10 | 11 | 11 | 9 | 11 | 10 |
| Sokoto | 11 | 10 | 10 | 12 | 12 | 12 |
| Taraba | 17 | 18 | 17 | 21 | 22 | 22 |
| Yobe | 8 | 9 | 8 | 12 | 14 | 13 |
| Zamfara | 8 | 8 | 8 | 12 | 12 | 12 |
| Total | 22 | 25 | 24 | 25 | 28 | 26 |

1.5.2 Quality Input Indicators

1.5.2 Teachers

1.5.2.1 Number and Proportion of Qualified Teachers in Public ECCDE/Pre-Primary Schools by State and Gender

Table 1.21 Number and Proportion of Qualified Teachers in Public ECCDE Schools by State and Gender, 2017/2018

| State | Teacher | | | | Qualified Teacher | | | | |
|--------------|--------------|---------------|---------------|---------------------|-------------------|---------------|---------------|------------------------|-------------------------------|
| | Male | Female | Total | % of Female Teacher | Male | Female | Total | % of Qualified Teacher | % of Qualified Female Teacher |
| Abia | 23 | 1,683 | 1,706 | 99 | 20 | 1,598 | 1,618 | 95 | 99 |
| Adamawa | 133 | 735 | 868 | 85 | 91 | 539 | 630 | 73 | 86 |
| AkwaIbom | 91 | 1,307 | 1,398 | 93 | 64 | 1,203 | 1,267 | 91 | 95 |
| Anambra | 53 | 2,715 | 2,768 | 98 | 38 | 2,430 | 2,468 | 89 | 98 |
| Bauchi | 190 | 617 | 807 | 76 | 129 | 541 | 670 | 83 | 81 |
| Bayelsa | 49 | 261 | 310 | 84 | 31 | 215 | 246 | 79 | 87 |
| Benue | 69 | 491 | 560 | 88 | 49 | 446 | 495 | 88 | 90 |
| Borno | 69 | 426 | 495 | 86 | 39 | 315 | 354 | 72 | 89 |
| Cross-River | 139 | 1,360 | 1,499 | 91 | 102 | 1,207 | 1,309 | 87 | 92 |
| Delta | 44 | 1,504 | 1,548 | 97 | 33 | 1,389 | 1,422 | 92 | 98 |
| Ebonyi | 45 | 801 | 846 | 95 | 26 | 707 | 733 | 87 | 96 |
| Edo | 70 | 1,232 | 1,302 | 95 | 58 | 1,184 | 1,242 | 95 | 95 |
| Ekiti | 54 | 992 | 1,046 | 95 | 43 | 895 | 938 | 90 | 95 |
| Enugu | 58 | 1,642 | 1,700 | 97 | 45 | 1,331 | 1,376 | 81 | 97 |
| Fct-Abuja | 253 | 1,196 | 1,449 | 83 | 191 | 1,060 | 1,251 | 86 | 85 |
| Gombe | 198 | 604 | 802 | 75 | 95 | 402 | 497 | 62 | 81 |
| Imo | 53 | 1,997 | 2,050 | 97 | 45 | 1,865 | 1,910 | 93 | 98 |
| Jigawa | 343 | 275 | 618 | 44 | 147 | 148 | 295 | 48 | 50 |
| Kaduna | 142 | 2,135 | 2,277 | 94 | 88 | 1,836 | 1,924 | 84 | 95 |
| Kano | 1,087 | 2,331 | 3,418 | 68 | 602 | 1,350 | 1,952 | 57 | 69 |
| Katsina | 527 | 939 | 1,466 | 64 | 288 | 712 | 1,000 | 68 | 71 |
| Kebbi | 158 | 394 | 552 | 71 | 63 | 262 | 325 | 59 | 81 |
| Kogi | 64 | 488 | 552 | 88 | 47 | 410 | 457 | 83 | 90 |
| Kwara | 78 | 646 | 724 | 89 | 44 | 510 | 554 | 77 | 92 |
| Lagos | 25 | 740 | 765 | 97 | 19 | 629 | 648 | 85 | 97 |
| Nasarawa | 230 | 721 | 951 | 76 | 182 | 563 | 745 | 78 | 76 |
| Niger | 307 | 1,141 | 1,448 | 79 | 182 | 883 | 1,065 | 74 | 83 |
| Ogun | 110 | 1,954 | 2,064 | 95 | 91 | 1,775 | 1,866 | 90 | 95 |
| Ondo | 66 | 829 | 895 | 93 | 43 | 670 | 713 | 80 | 94 |
| Osun | 7 | 34 | 41 | 83 | 3 | 15 | 18 | 44 | 83 |
| Oyo | 138 | 1,660 | 1,798 | 92 | 123 | 1,597 | 1,720 | 96 | 93 |
| Plateau | 264 | 1,685 | 1,949 | 86 | 210 | 1,491 | 1,701 | 87 | 88 |
| Rivers | 70 | 983 | 1,053 | 93 | 48 | 758 | 806 | 77 | 94 |
| Sokoto | 231 | 274 | 505 | 54 | 92 | 167 | 259 | 51 | 64 |
| Taraba | 93 | 353 | 446 | 79 | 61 | 299 | 360 | 81 | 83 |
| Yobe | 50 | 214 | 264 | 81 | 20 | 139 | 159 | 60 | 87 |
| Zamfara | 237 | 191 | 428 | 45 | 72 | 104 | 176 | 41 | 59 |
| Total | 5,818 | 37,550 | 43,368 | 87 | 3,524 | 31,645 | 35,169 | 81 | 90 |

1.5.2.2 Number and Proportion of Qualified Teachers in Private ECCDE/Pre-Primary Schools by State and Gender

Table 1.22 Number and Proportion of Qualified Teachers in Private ECCDE Schools by State and Gender, 2017/2018

| State | Teacher | | | | Qualified Teacher | | | | |
|--------------|--------------|----------------|----------------|---------------------|-------------------|---------------|---------------|------------------------|-------------------------------|
| | Male | Female | Total | % of Female Teacher | Male | Female | Total | % of Qualified Teacher | % of Qualified Female Teacher |
| Abia | 54 | 2,555 | 2,609 | 98 | 20 | 1,085 | 1,105 | 42 | 98 |
| Adamawa | 272 | 1,264 | 1,536 | 82 | 121 | 694 | 815 | 53 | 85 |
| AkwaOibom | 404 | 3,971 | 4,375 | 91 | 162 | 1,893 | 2,055 | 47 | 92 |
| Anambra | 104 | 5,567 | 5,671 | 98 | 42 | 2,400 | 2,442 | 43 | 98 |
| Bauchi | 195 | 813 | 1,008 | 81 | 89 | 396 | 485 | 48 | 82 |
| Bayelsa | 130 | 1,738 | 1,868 | 93 | 17 | 549 | 566 | 30 | 97 |
| Benue | 335 | 1,922 | 2,257 | 85 | 125 | 1,053 | 1,178 | 52 | 89 |
| Borno | 137 | 962 | 1,099 | 88 | 62 | 494 | 556 | 51 | 89 |
| C/River | 238 | 2,882 | 3,120 | 92 | 89 | 1,571 | 1,660 | 53 | 95 |
| Delta | 130 | 4,832 | 4,962 | 97 | 41 | 2,449 | 2,490 | 50 | 98 |
| Ebonyi | 74 | 1,602 | 1,676 | 96 | 17 | 523 | 540 | 32 | 97 |
| Edo | 69 | 2,165 | 2,234 | 97 | 33 | 1,081 | 1,114 | 50 | 97 |
| Ekiti | 98 | 2,113 | 2,211 | 96 | 24 | 868 | 892 | 40 | 97 |
| Enugu | 42 | 2,485 | 2,527 | 98 | 14 | 1,237 | 1,251 | 50 | 99 |
| FCT-Abuja | 207 | 2,588 | 2,795 | 93 | 130 | 1,662 | 1,792 | 64 | 93 |
| Gombe | 120 | 557 | 677 | 82 | 42 | 273 | 315 | 47 | 87 |
| Imo | 110 | 3,566 | 3,676 | 97 | 39 | 1,421 | 1,460 | 40 | 97 |
| Jigawa | 118 | 218 | 336 | 65 | 41 | 84 | 125 | 37 | 67 |
| Kaduna | 245 | 2,718 | 2,963 | 92 | 105 | 1,645 | 1,750 | 59 | 94 |
| Kano | 381 | 2,498 | 2,879 | 87 | 188 | 1,318 | 1,506 | 52 | 88 |
| Katsina | 256 | 941 | 1,197 | 79 | 117 | 515 | 632 | 53 | 81 |
| Kebbi | 230 | 538 | 768 | 70 | 68 | 266 | 334 | 43 | 80 |
| Kogi | 95 | 1,363 | 1,458 | 93 | 35 | 624 | 659 | 45 | 95 |
| Kwara | 241 | 2,805 | 3,046 | 92 | 92 | 1,605 | 1,697 | 56 | 95 |
| Lagos | 637 | 17,068 | 17,705 | 96 | 195 | 7,533 | 7,728 | 44 | 97 |
| Nasarawa | 474 | 2,866 | 3,340 | 86 | 240 | 1,527 | 1,767 | 53 | 86 |
| Niger | 538 | 3,325 | 3,863 | 86 | 193 | 1,644 | 1,837 | 48 | 89 |
| Ogun | 241 | 5,554 | 5,795 | 96 | 83 | 2,473 | 2,556 | 44 | 97 |
| Ondo | 182 | 2,811 | 2,993 | 94 | 48 | 1,163 | 1,211 | 40 | 96 |
| Osun | 272 | 3,851 | 4,123 | 93 | 95 | 1,885 | 1,980 | 48 | 95 |
| Oyo | 216 | 4,639 | 4,855 | 96 | 110 | 3,044 | 3,154 | 65 | 97 |
| Plateau | 283 | 2,628 | 2,911 | 90 | 157 | 1,646 | 1,803 | 62 | 91 |
| Rivers | 191 | 5,430 | 5,621 | 97 | 56 | 2,435 | 2,491 | 44 | 98 |
| Sokoto | 73 | 488 | 561 | 87 | 42 | 344 | 386 | 69 | 89 |
| Taraba | 225 | 964 | 1,189 | 81 | 71 | 332 | 403 | 34 | 82 |
| Yobe | 88 | 293 | 381 | 77 | 54 | 177 | 231 | 61 | 77 |
| Zamfara | 114 | 450 | 564 | 80 | 52 | 299 | 351 | 62 | 85 |
| Total | 7,819 | 103,030 | 110,849 | 93 | 3,109 | 50,208 | 53,317 | 48 | 94 |

1.5.2.3 Number and Proportion of Qualified Teachers in Public and Private ECCDE/Pre-Primary Schools by State and Gender

Table 1.23 Number and Proportion of Qualified Teachers in Public and Private ECCDE Schools by State and Gender, 2017/2018

| State | Teacher | | | | Qualified Teacher | | | | |
|--------------|---------------|----------------|----------------|---------------------|-------------------|---------------|---------------|------------------------|-------------------------------|
| | Male | Female | total | % of Female Teacher | Male | Female | Total | % of Qualified Teacher | % of Qualified Female Teacher |
| Abia | 77 | 4,238 | 4,315 | 98 | 40 | 2,683 | 2,723 | 63 | 99 |
| Adamawa | 405 | 1,999 | 2,404 | 83 | 212 | 1,233 | 1,445 | 60 | 85 |
| Akwa-Ibom | 495 | 5,278 | 5,773 | 91 | 226 | 3,096 | 3,322 | 58 | 93 |
| Anambra | 157 | 8,282 | 8,439 | 98 | 80 | 4,830 | 4,910 | 58 | 98 |
| Bauchi | 385 | 1,430 | 1,815 | 79 | 218 | 937 | 1,155 | 64 | 81 |
| Bayelsa | 179 | 1,999 | 2,178 | 92 | 48 | 764 | 812 | 37 | 94 |
| Benue | 404 | 2,413 | 2,817 | 86 | 174 | 1,499 | 1,673 | 59 | 90 |
| Borno | 206 | 1,388 | 1,594 | 87 | 101 | 809 | 910 | 57 | 89 |
| C/River | 377 | 4,242 | 4,619 | 92 | 191 | 2,778 | 2,969 | 64 | 94 |
| Delta | 174 | 6,336 | 6,510 | 97 | 74 | 3,838 | 3,912 | 60 | 98 |
| Ebonyi | 119 | 2,403 | 2,522 | 95 | 43 | 1,230 | 1,273 | 50 | 97 |
| Edo | 139 | 3,397 | 3,536 | 96 | 91 | 2,265 | 2,356 | 67 | 96 |
| Ekiti | 152 | 3,105 | 3,257 | 95 | 67 | 1,763 | 1,830 | 56 | 96 |
| Enugu | 100 | 4,127 | 4,227 | 98 | 59 | 2,568 | 2,627 | 62 | 98 |
| Fct-Abuja | 460 | 3,784 | 4,244 | 89 | 321 | 2,722 | 3,043 | 72 | 89 |
| Gombe | 318 | 1,161 | 1,479 | 78 | 137 | 675 | 812 | 55 | 83 |
| Imo | 163 | 5,563 | 5,726 | 97 | 84 | 3,286 | 3,370 | 59 | 98 |
| Jigawa | 461 | 493 | 954 | 52 | 188 | 232 | 420 | 44 | 55 |
| Kaduna | 387 | 4,853 | 5,240 | 93 | 193 | 3,481 | 3,674 | 70 | 95 |
| Kano | 1,468 | 4,829 | 6,297 | 77 | 790 | 2,668 | 3,458 | 55 | 77 |
| Katsina | 783 | 1,880 | 2,663 | 71 | 405 | 1,227 | 1,632 | 61 | 75 |
| Kebbi | 388 | 932 | 1,320 | 71 | 131 | 528 | 659 | 50 | 80 |
| Kogi | 159 | 1,851 | 2,010 | 92 | 82 | 1,034 | 1,116 | 56 | 93 |
| Kwara | 319 | 3,451 | 3,770 | 92 | 136 | 2,115 | 2,251 | 60 | 94 |
| Lagos | 662 | 17,808 | 18,470 | 96 | 214 | 8,162 | 8,376 | 45 | 97 |
| Nasarawa | 704 | 3,587 | 4,291 | 84 | 422 | 2,090 | 2,512 | 59 | 83 |
| Niger | 845 | 4,466 | 5,311 | 84 | 375 | 2,527 | 2,902 | 55 | 87 |
| Ogun | 351 | 7,508 | 7,859 | 96 | 174 | 4,248 | 4,422 | 56 | 96 |
| Ondo | 248 | 3,640 | 3,888 | 94 | 91 | 1,833 | 1,924 | 49 | 95 |
| Osun | 279 | 3,885 | 4,164 | 93 | 98 | 1,900 | 1,998 | 48 | 95 |
| Oyo | 354 | 6,299 | 6,653 | 95 | 233 | 4,641 | 4,874 | 73 | 95 |
| Plateau | 547 | 4,313 | 4,860 | 89 | 367 | 3,137 | 3,504 | 72 | 90 |
| Rivers | 261 | 6,413 | 6,674 | 96 | 104 | 3,193 | 3,297 | 49 | 97 |
| Sokoto | 304 | 762 | 1,066 | 71 | 134 | 511 | 645 | 61 | 79 |
| Taraba | 318 | 1,317 | 1,635 | 81 | 132 | 631 | 763 | 47 | 83 |
| Yobe | 138 | 507 | 645 | 79 | 74 | 316 | 390 | 60 | 81 |
| Zamfara | 351 | 641 | 992 | 65 | 124 | 403 | 527 | 53 | 76 |
| Total | 13,637 | 140,580 | 154,217 | 91 | 6633 | 81,853 | 88,486 | 57 | 93 |

1.5.3.1 Teaching and Non-Teaching Staff in Public ECCDE/Pre-Primary Schools by State and Gender

Table 1.24: Number of Schools by State, Enrolment and Personnel in Public ECCDE Schools, 2017/2018

| State | Number of Schools | Enrolment | | | Number of Teaching Staff | | | Number of Non-Teaching Staff | | |
|--------------|-------------------|------------------|------------------|------------------|--------------------------|---------------|---------------|------------------------------|------------|------------|
| | | Male | Female | M+F | Male | Female | M+F | Male | Female | M+F |
| Abia | 875 | 27,577 | 27,368 | 54,945 | 23 | 1,683 | 1,706 | 0 | 0 | 0 |
| Adamawa | 484 | 26,326 | 24,875 | 51,201 | 133 | 735 | 868 | 7 | 4 | 11 |
| Akwa-Ibom | 1,143 | 139,015 | 143,536 | 282,551 | 91 | 1,307 | 1,398 | 0 | 1 | 1 |
| Anambra | 1,016 | 74,959 | 72,398 | 147,357 | 53 | 2,715 | 2,768 | 10 | 4 | 14 |
| Bauchi | 828 | 44,693 | 42,670 | 87,363 | 190 | 617 | 807 | 27 | 17 | 44 |
| Bayelsa | 115 | 3,337 | 3,331 | 6,668 | 49 | 261 | 310 | 0 | 0 | 0 |
| Benue | 454 | 9,704 | 9,324 | 19,028 | 69 | 491 | 560 | 3 | 2 | 5 |
| Borno | 274 | 25,828 | 26,859 | 52,687 | 69 | 426 | 495 | 0 | 0 | 0 |
| Cross-River | 1,043 | 27,354 | 26,979 | 54,333 | 139 | 1,360 | 1,499 | 2 | 1 | 3 |
| Delta | 686 | 29,378 | 28,968 | 58,346 | 44 | 1,504 | 1,548 | 2 | 8 | 10 |
| Ebonyi | 642 | 26,172 | 27,045 | 53,217 | 45 | 801 | 846 | 2 | 0 | 2 |
| Edo | 775 | 35,393 | 33,734 | 69,127 | 70 | 1,232 | 1,302 | 0 | 0 | 0 |
| Ekiti | 719 | 27,812 | 28,979 | 56,791 | 54 | 992 | 1,046 | 3 | 1 | 4 |
| Enugu | 1,151 | 35,064 | 34,430 | 69,494 | 58 | 1,642 | 1,700 | 0 | 0 | 0 |
| Fct-Abuja | 393 | 18,954 | 18,536 | 37,490 | 253 | 1,196 | 1,449 | 6 | 10 | 16 |
| Gombe | 319 | 17,126 | 15,894 | 33,020 | 198 | 604 | 802 | 30 | 36 | 66 |
| Imo | 1,271 | 113,223 | 116,971 | 230,194 | 53 | 1,997 | 2,050 | 0 | 0 | 0 |
| Jigawa | 2,073 | 105,927 | 104,629 | 210,556 | 343 | 275 | 618 | 13 | 0 | 13 |
| Kaduna | 1,910 | 133,243 | 133,837 | 267,080 | 142 | 2,135 | 2,277 | 3 | 0 | 3 |
| Kano | 3,824 | 233,404 | 244,889 | 478,293 | 1,087 | 2,331 | 3,418 | 21 | 6 | 27 |
| Katsina | 1,671 | 87,489 | 89,191 | 176,680 | 527 | 939 | 1,466 | 4 | 2 | 6 |
| Kebbi | 421 | 22,454 | 17,623 | 40,077 | 158 | 394 | 552 | 25 | 14 | 39 |
| Kogi | 421 | 7,702 | 7,816 | 15,518 | 64 | 488 | 552 | 7 | 10 | 17 |
| Kwara | 935 | 19,338 | 18,575 | 37,913 | 78 | 646 | 724 | 0 | 2 | 2 |
| Lagos | 991 | 35,866 | 33,133 | 68,999 | 25 | 740 | 765 | 18 | 15 | 33 |
| Nasarawa | 259 | 12,726 | 11,523 | 24,249 | 230 | 721 | 951 | 14 | 33 | 47 |
| Niger | 851 | 37,703 | 35,078 | 72,781 | 307 | 1,141 | 1,448 | 13 | 25 | 38 |
| Ogun | 1,284 | 44,984 | 41,399 | 86,383 | 110 | 1,954 | 2,064 | 1 | 1 | 2 |
| Ondo | 1,108 | 166,608 | 166,429 | 333,037 | 66 | 829 | 895 | 9 | 13 | 22 |
| Osun | 16 | 98 | 107 | 205 | 7 | 34 | 41 | 0 | 0 | 0 |
| Oyo | 2,159 | 107,139 | 117,538 | 224,677 | 138 | 1,660 | 1,798 | 6 | 1 | 7 |
| Plateau | 1,131 | 41,294 | 42,169 | 83,463 | 264 | 1,685 | 1,949 | 1 | 11 | 12 |
| Rivers | 556 | 12,365 | 12,280 | 24,645 | 70 | 983 | 1,053 | 19 | 27 | 46 |
| Sokoto | 571 | 31,232 | 25,413 | 56,645 | 231 | 274 | 505 | 6 | 10 | 16 |
| Taraba | 222 | 14,415 | 13,559 | 27,974 | 93 | 353 | 446 | 0 | 0 | 0 |
| Yobe | 151 | 14,549 | 13,450 | 27,999 | 50 | 214 | 264 | 6 | 15 | 21 |
| Zamfara | 472 | 23,551 | 18,239 | 41,790 | 237 | 191 | 428 | 11 | 0 | 11 |
| Total | 33,214 | 1,834,002 | 1,828,774 | 3,662,776 | 5,818 | 37,550 | 43,368 | 269 | 269 | 538 |

1.5.3.2 Statistics of Teaching and Non-Teaching Staff in Private ECCDE/Pre-Primary Schools by State and Gender

Table 2.25: Number of Schools by State, Enrolment and Personnel in Private ECCDE Schools, 2017/2018

| State | Number of Schools | Enrolment | | | Number of Teaching Staff | | | Number of Non-Teaching Staff | | |
|--------------|-------------------|------------------|------------------|------------------|--------------------------|----------------|----------------|------------------------------|-------------|--------------|
| | | Male | Female | M+F | Male | Female | M+F | Male | Female | M+F |
| Abia | 981 | 39,953 | 41,379 | 81,332 | 54 | 2,555 | 2,609 | 5 | 12 | 17 |
| Adamawa | 658 | 33,496 | 31,733 | 65,229 | 272 | 1,264 | 1,536 | 10 | 11 | 21 |
| Akwa-Ibom | 1,565 | 118,614 | 128,948 | 247,562 | 404 | 3,971 | 4,375 | 39 | 78 | 117 |
| Anambra | 1,810 | 79,902 | 78,241 | 158,143 | 104 | 5,567 | 5,671 | 31 | 81 | 112 |
| Bauchi | 433 | 21,038 | 21,058 | 42,096 | 195 | 813 | 1,008 | 3 | 32 | 35 |
| Bayelsa | 758 | 23,781 | 24,016 | 47,797 | 130 | 1,738 | 1,868 | 3 | 6 | 9 |
| Benue | 1,362 | 59,725 | 58,370 | 118,095 | 335 | 1,922 | 2,257 | 2 | 16 | 18 |
| Borno | 339 | 23,504 | 24,380 | 47,884 | 137 | 962 | 1,099 | 7 | 6 | 13 |
| Cross-River | 1,086 | 49,530 | 51,132 | 100,662 | 238 | 2,882 | 3,120 | 16 | 56 | 72 |
| Delta | 1,868 | 66,521 | 65,862 | 132,383 | 130 | 4,832 | 4,962 | 0 | 17 | 17 |
| Ebonyi | 686 | 33,352 | 33,868 | 67,220 | 74 | 1,602 | 1,676 | 2 | 6 | 8 |
| Edo | 927 | 38,037 | 37,253 | 75,290 | 69 | 2,165 | 2,234 | 0 | 2 | 2 |
| Ekiti | 976 | 25,038 | 24,694 | 49,732 | 98 | 2,113 | 2,211 | 1 | 15 | 16 |
| Enugu | 931 | 33,848 | 33,198 | 67,046 | 42 | 2,485 | 2,527 | 1 | 11 | 12 |
| Fct-Abuja | 967 | 25,886 | 25,743 | 51,629 | 207 | 2,588 | 2,795 | 29 | 66 | 95 |
| Gombe | 418 | 14,315 | 13,353 | 27,668 | 120 | 557 | 677 | 5 | 25 | 30 |
| Imo | 1,471 | 61,379 | 61,909 | 123,288 | 110 | 3,566 | 3,676 | 2 | 6 | 8 |
| Jigawa | 203 | 12,450 | 13,275 | 25,725 | 118 | 218 | 336 | 7 | 5 | 12 |
| Kaduna | 1,300 | 62,417 | 61,945 | 124,362 | 245 | 2,718 | 2,963 | 4 | 19 | 23 |
| Kano | 1,131 | 52,337 | 52,054 | 104,391 | 381 | 2,498 | 2,879 | 2 | 13 | 15 |
| Katsina | 569 | 30,434 | 28,524 | 58,958 | 256 | 941 | 1,197 | 4 | 13 | 17 |
| Kebbi | 553 | 50,898 | 46,243 | 97,141 | 230 | 538 | 768 | 9 | 10 | 19 |
| Kogi | 957 | 32,121 | 32,405 | 64,526 | 95 | 1,363 | 1,458 | 0 | 3 | 3 |
| Kwara | 1,433 | 43,160 | 42,158 | 85,318 | 241 | 2,805 | 3,046 | 0 | 10 | 10 |
| Lagos | 8,505 | 184,623 | 182,406 | 367,029 | 637 | 17,068 | 17,705 | 68 | 298 | 366 |
| Nasarawa | 1,587 | 56,450 | 54,299 | 110,749 | 474 | 2,866 | 3,340 | 4 | 14 | 18 |
| Niger | 1,333 | 48,502 | 44,784 | 93,286 | 538 | 3,325 | 3,863 | 2 | 28 | 30 |
| Ogun | 3,226 | 76,336 | 75,694 | 152,030 | 241 | 5,554 | 5,795 | 19 | 17 | 36 |
| Ondo | 1,473 | 47,498 | 48,073 | 95,571 | 182 | 2,811 | 2,993 | 0 | 5 | 5 |
| Osun | 1,964 | 63,476 | 63,699 | 127,175 | 272 | 3,851 | 4,123 | 7 | 26 | 33 |
| Oyo | 2,830 | 83,678 | 84,328 | 168,006 | 216 | 4,639 | 4,855 | 4 | 11 | 15 |
| Plateau | 1,098 | 43,159 | 41,910 | 85,069 | 283 | 2,628 | 2,911 | 4 | 29 | 33 |
| Rivers | 1,707 | 52,995 | 52,809 | 105,804 | 191 | 5,430 | 5,621 | 20 | 125 | 145 |
| Sokoto | 180 | 10,439 | 9,631 | 20,070 | 73 | 488 | 561 | 0 | 4 | 4 |
| Taraba | 689 | 36,955 | 35,031 | 71,986 | 225 | 964 | 1,189 | 5 | 2 | 7 |
| Yobe | 115 | 7,869 | 7,498 | 15,367 | 88 | 293 | 381 | 1 | 4 | 5 |
| Zamfara | 259 | 10,886 | 9,981 | 20,867 | 114 | 450 | 564 | 0 | 3 | 3 |
| Total | 48,348 | 1,754,602 | 1,741,884 | 3,496,486 | 7,819 | 103,030 | 110,849 | 316 | 1085 | 1,401 |

1.5.3 .3 Statistics of Teaching and Non-Teaching Staff in Private Public ECCDE/Pre-Primary Schools by State and Gender

Table 2.26: Number of Schools by State, Enrolment and Personnel in Public and Private ECCDE, Schools, 2017/2018

| State | Number of Schools | Enrolment | | | Number of Teaching Staff | | | Number of Non-Teaching Staff | | |
|--------------|-------------------|------------------|------------------|------------------|--------------------------|----------------|----------------|------------------------------|--------------|--------------|
| | | Male | Female | M+F | Male | Female | M+F | Male | Female | M+F |
| Abia | 1,856 | 67,530 | 68,747 | 136,277 | 77 | 4,238 | 4,315 | 5 | 12 | 17 |
| Adamawa | 1,142 | 59,822 | 56,608 | 116,430 | 405 | 1,999 | 2,404 | 17 | 15 | 32 |
| Akwa-Ibom | 2,708 | 257,629 | 272,484 | 530,113 | 495 | 5,278 | 5,773 | 39 | 79 | 118 |
| Anambra | 2,826 | 154,861 | 150,639 | 305,500 | 157 | 8,282 | 8,439 | 41 | 85 | 126 |
| Bauchi | 1,261 | 65,731 | 63,728 | 129,459 | 385 | 1,430 | 1,815 | 30 | 49 | 79 |
| Bayelsa | 873 | 27,118 | 27,347 | 54,465 | 179 | 1,999 | 2,178 | 3 | 6 | 9 |
| Benue | 1,816 | 69,429 | 67,694 | 137,123 | 404 | 2,413 | 2,817 | 5 | 18 | 23 |
| Borno | 613 | 49,332 | 51,239 | 100,571 | 206 | 1,388 | 1,594 | 7 | 6 | 13 |
| Cross-River | 2,129 | 76,884 | 78,111 | 154,995 | 377 | 4,242 | 4,619 | 18 | 57 | 75 |
| Delta | 2,554 | 95,899 | 94,830 | 190,729 | 174 | 6,336 | 6,510 | 2 | 25 | 27 |
| Ebonyi | 1,328 | 59,524 | 60,913 | 120,437 | 119 | 2,403 | 2,522 | 4 | 6 | 10 |
| Edo | 1,702 | 73,430 | 70,987 | 144,417 | 139 | 3,397 | 3,536 | 0 | 2 | 2 |
| Ekiti | 1,695 | 52,850 | 53,673 | 106,523 | 152 | 3,105 | 3,257 | 4 | 16 | 20 |
| Enugu | 2,082 | 68,924 | 67,616 | 136,540 | 100 | 4,127 | 4,227 | 1 | 11 | 12 |
| Fct-Abuja | 1,360 | 44,840 | 44,279 | 89,119 | 460 | 3,784 | 4,244 | 35 | 76 | 111 |
| Gombe | 737 | 31,441 | 29,247 | 60,688 | 318 | 1,161 | 1,479 | 35 | 61 | 96 |
| Imo | 2,742 | 174,602 | 178,880 | 353,482 | 163 | 5,563 | 5,726 | 2 | 6 | 8 |
| Jigawa | 2,276 | 118,377 | 117,904 | 236,281 | 461 | 493 | 954 | 20 | 5 | 25 |
| Kaduna | 3,210 | 195,660 | 195,782 | 391,442 | 387 | 4,853 | 5,240 | 7 | 19 | 26 |
| Kano | 4,955 | 285,741 | 296,943 | 582,684 | 1,468 | 4,829 | 6,297 | 23 | 19 | 42 |
| Katsina | 2,240 | 117,923 | 117,715 | 235,638 | 783 | 1,880 | 2,663 | 8 | 15 | 23 |
| Kebbi | 974 | 73,352 | 63,866 | 137,218 | 388 | 932 | 1,320 | 34 | 24 | 58 |
| Kogi | 1,378 | 39,823 | 40,221 | 80,044 | 159 | 1,851 | 2,010 | 7 | 13 | 20 |
| Kwara | 2,368 | 62,498 | 60,733 | 123,231 | 319 | 3,451 | 3,770 | 0 | 12 | 12 |
| Lagos | 9,496 | 220,489 | 215,539 | 436,028 | 662 | 17,808 | 18,470 | 86 | 313 | 399 |
| Nasarawa | 1,846 | 69,176 | 65,822 | 134,998 | 704 | 3,587 | 4,291 | 18 | 47 | 65 |
| Niger | 2,184 | 86,205 | 79,862 | 166,067 | 845 | 4,466 | 5,311 | 15 | 53 | 68 |
| Ogun | 4,510 | 121,320 | 117,093 | 238,413 | 351 | 7,508 | 7,859 | 20 | 18 | 38 |
| Ondo | 2,581 | 214,106 | 214,502 | 428,608 | 248 | 3,640 | 3,888 | 9 | 18 | 27 |
| Osun | 1,980 | 63,574 | 63,806 | 127,380 | 279 | 3,885 | 4,164 | 7 | 26 | 33 |
| Oyo | 4,989 | 190,817 | 201,866 | 392,683 | 354 | 6,299 | 6,653 | 10 | 12 | 22 |
| Plateau | 2,229 | 84,453 | 84,079 | 168,532 | 547 | 4,313 | 4,860 | 5 | 40 | 45 |
| Rivers | 2,263 | 65,360 | 65,089 | 130,449 | 261 | 6,413 | 6,674 | 39 | 152 | 191 |
| Sokoto | 751 | 41,671 | 35,044 | 76,715 | 304 | 762 | 1,066 | 6 | 14 | 20 |
| Taraba | 911 | 51,370 | 48,590 | 99,960 | 318 | 1,317 | 1,635 | 5 | 2 | 7 |
| Yobe | 266 | 22,418 | 20,948 | 43,366 | 138 | 507 | 645 | 7 | 19 | 26 |
| Zamfara | 731 | 34,437 | 28,220 | 62,657 | 351 | 641 | 992 | 11 | 3 | 14 |
| Total | 81,562 | 3,588,616 | 3,570,646 | 7,159,262 | 13,637 | 140,580 | 154,217 | 585 | 1,354 | 1,939 |

1. 6 Classrooms and their Conditions

1.6.1 Statistics of Classrooms and their Conditions in Public ECCDE/Pre-Primary Schools in the States

Table 1.27 Number and Condition of Classrooms by State in Public ECCDE/Pre-Primary, 2017/2018

| State | Number of Good Classroom | | | | | Number of Bad Classroom | | | | | Grand Total |
|--------------|--------------------------|---------------|---------------|--------------|---------------|-------------------------|---------------|---------------|--------------|---------------|---------------|
| | Play Group | Nur. 1 | Nur. 2 | Nur.3 | Total | Play Group | Nur. 1 | Nur. 2 | Nur.3 | Total | |
| Abia | 179 | 370 | 355 | 343 | 1,247 | 185 | 488 | 485 | 446 | 1,604 | 2,851 |
| Adamawa | 95 | 223 | 187 | 97 | 602 | 138 | 226 | 178 | 112 | 654 | 1,256 |
| Akwa-Ibom | 353 | 1,155 | 1,004 | 481 | 2,993 | 359 | 1,135 | 1,060 | 511 | 3,065 | 6,058 |
| Anambra | 401 | 763 | 749 | 745 | 2,658 | 291 | 422 | 429 | 450 | 1,592 | 4,250 |
| Bauchi | 172 | 321 | 236 | 58 | 787 | 111 | 435 | 276 | 107 | 929 | 1,716 |
| Bayelsa | 17 | 56 | 43 | 43 | 159 | 25 | 46 | 44 | 31 | 146 | 305 |
| Benue | 79 | 137 | 99 | 83 | 398 | 104 | 153 | 118 | 121 | 496 | 894 |
| Borno | 59 | 108 | 104 | 53 | 324 | 62 | 121 | 106 | 74 | 363 | 687 |
| Cross-River | 224 | 378 | 341 | 340 | 1,283 | 212 | 361 | 326 | 316 | 1,215 | 2,498 |
| Delta | 139 | 412 | 380 | 280 | 1,211 | 96 | 374 | 410 | 231 | 1,111 | 2,322 |
| Ebonyi | 77 | 270 | 188 | 164 | 699 | 105 | 363 | 285 | 232 | 985 | 1,684 |
| Edo | 160 | 528 | 406 | 354 | 1,448 | 104 | 361 | 354 | 327 | 1,146 | 2,594 |
| Ekiti | 324 | 358 | 325 | 86 | 1,093 | 252 | 441 | 375 | 118 | 1,186 | 2,279 |
| Enugu | 214 | 517 | 481 | 427 | 1,639 | 203 | 551 | 518 | 494 | 1,766 | 3,405 |
| Fct-Abuja | 69 | 260 | 232 | 80 | 641 | 39 | 131 | 115 | 41 | 326 | 967 |
| Gombe | 73 | 177 | 136 | 46 | 432 | 65 | 107 | 94 | 38 | 304 | 736 |
| Imo | 125 | 806 | 718 | 630 | 2,279 | 154 | 906 | 928 | 789 | 2,777 | 5,056 |
| Jigawa | 469 | 512 | 227 | 545 | 1,753 | 248 | 385 | 196 | 328 | 1,157 | 2,910 |
| Kaduna | 214 | 713 | 579 | 196 | 1,702 | 350 | 782 | 585 | 335 | 2,052 | 3,754 |
| Kano | 682 | 1,657 | 1,018 | 942 | 4,299 | 347 | 691 | 466 | 823 | 2,327 | 6,626 |
| Katsina | 135 | 748 | 363 | 229 | 1,475 | 93 | 524 | 229 | 195 | 1,041 | 2,516 |
| Kebbi | 52 | 139 | 78 | 51 | 320 | 59 | 127 | 74 | 62 | 322 | 642 |
| Kogi | 69 | 186 | 148 | 82 | 485 | 54 | 130 | 103 | 52 | 339 | 824 |
| Kwara | 224 | 327 | 285 | 251 | 1,087 | 93 | 186 | 167 | 184 | 630 | 1,717 |
| Lagos | 137 | 631 | 621 | 261 | 1,650 | 69 | 262 | 289 | 104 | 724 | 2,374 |
| Nasarawa | 76 | 101 | 85 | 43 | 305 | 70 | 100 | 79 | 45 | 294 | 599 |
| Niger | 109 | 359 | 255 | 168 | 891 | 89 | 318 | 206 | 150 | 763 | 1,654 |
| Ogun | 233 | 575 | 646 | 345 | 1,799 | 83 | 293 | 351 | 157 | 884 | 2,683 |
| Ondo | 261 | 593 | 564 | 351 | 1,769 | 280 | 721 | 718 | 470 | 2,189 | 3,958 |
| Osun | 4 | 3 | 3 | 3 | 13 | 1 | 1 | 1 | 1 | 4 | 17 |
| Oyo | 152 | 566 | 609 | 900 | 2,227 | 152 | 466 | 550 | 791 | 1,959 | 4,186 |
| Plateau | 372 | 540 | 409 | 198 | 1,519 | 463 | 558 | 388 | 250 | 1,659 | 3,178 |
| Rivers | 127 | 252 | 227 | 190 | 796 | 131 | 190 | 167 | 127 | 615 | 1,411 |
| Sokoto | 107 | 233 | 96 | 93 | 529 | 59 | 156 | 83 | 82 | 380 | 909 |
| Taraba | 68 | 113 | 115 | 54 | 350 | 66 | 104 | 80 | 60 | 310 | 660 |
| Yobe | 32 | 87 | 67 | 28 | 214 | 15 | 64 | 45 | 28 | 152 | 366 |
| Zamfara | 106 | 206 | 73 | 82 | 467 | 37 | 120 | 59 | 72 | 288 | 755 |
| Total | 6,389 | 15,380 | 12,452 | 9,322 | 43,543 | 5,264 | 12,799 | 10,937 | 8,754 | 37,754 | 81,297 |

1.6.2 Statistics of Classrooms and their Conditions in Private ECCDE/Pre-Primary Schools in the States

Table 1.28 Numbers and Condition of Classrooms by State in Private ECCDE/Pre-Primary, 2017/2018

| State | Number of Good Classroom | | | | | Number of Bad Classroom | | | | | Grand Total |
|--------------|--------------------------|---------------|---------------|---------------|----------------|-------------------------|--------------|--------------|--------------|---------------|----------------|
| | Play Group | Nur. 1 | Nur. 2 | Nur.3 | Total | Play Group | Nur. 1 | Nur. 2 | Nur.3 | Total | |
| Abia | 751 | 951 | 924 | 911 | 3,537 | 167 | 163 | 186 | 155 | 671 | 4,208 |
| Adamawa | 346 | 656 | 662 | 396 | 2,060 | 67 | 104 | 90 | 57 | 318 | 2,378 |
| Akwa-Ibom | 1,459 | 1,844 | 1,815 | 765 | 5,883 | 609 | 353 | 358 | 168 | 1,488 | 7,371 |
| Anambra | 1,459 | 2,245 | 1,864 | 1,772 | 7,340 | 259 | 303 | 314 | 316 | 1,192 | 8,532 |
| Bauchi | 227 | 406 | 393 | 219 | 1,245 | 50 | 81 | 77 | 40 | 248 | 1,493 |
| Bayelsa | 704 | 782 | 742 | 600 | 2,828 | 54 | 50 | 52 | 39 | 195 | 3,023 |
| Benue | 696 | 1,185 | 1,163 | 553 | 3,597 | 217 | 365 | 350 | 155 | 1,087 | 4,684 |
| Borno | 147 | 445 | 439 | 272 | 1,303 | 19 | 47 | 52 | 40 | 158 | 1,461 |
| Cross-River | 868 | 1,116 | 1,124 | 869 | 3,977 | 90 | 117 | 104 | 88 | 399 | 4,376 |
| Delta | 1,715 | 2,175 | 2,142 | 1,907 | 7,939 | 66 | 93 | 82 | 84 | 325 | 8,264 |
| Ebonyi | 362 | 671 | 664 | 557 | 2,254 | 71 | 129 | 121 | 113 | 434 | 2,688 |
| Edo | 679 | 1,028 | 1,024 | 930 | 3,661 | 37 | 44 | 41 | 41 | 163 | 3,824 |
| Ekiti | 919 | 997 | 993 | 536 | 3,445 | 57 | 55 | 62 | 40 | 214 | 3,659 |
| Enugu | 686 | 1,033 | 963 | 915 | 3,597 | 58 | 76 | 78 | 78 | 290 | 3,887 |
| FCT-Abuja | 1,007 | 1,140 | 1,101 | 395 | 3,643 | 18 | 10 | 9 | 6 | 43 | 3,686 |
| Gombe | 208 | 406 | 395 | 129 | 1,138 | 43 | 57 | 46 | 22 | 168 | 1,306 |
| Imo | 1,092 | 1,491 | 1,473 | 1,331 | 5,387 | 150 | 215 | 210 | 191 | 766 | 6,153 |
| Jigawa | 98 | 151 | 135 | 63 | 447 | 17 | 22 | 20 | 19 | 78 | 525 |
| Kaduna | 943 | 1,396 | 1,447 | 603 | 4,389 | 107 | 159 | 132 | 50 | 448 | 4,837 |
| Kano | 866 | 1,170 | 1,107 | 325 | 3,468 | 63 | 97 | 92 | 43 | 295 | 3,763 |
| Katsina | 263 | 608 | 547 | 240 | 1,658 | 18 | 44 | 23 | 22 | 107 | 1,765 |
| Kebbi | 169 | 378 | 351 | 166 | 1,064 | 74 | 112 | 80 | 39 | 305 | 1,369 |
| Kogi | 727 | 994 | 961 | 277 | 2,959 | 68 | 111 | 112 | 44 | 335 | 3,294 |
| Kwara | 1,328 | 1,451 | 1,443 | 689 | 4,911 | 100 | 104 | 106 | 65 | 375 | 5,286 |
| Lagos | 8,682 | 8,822 | 8,534 | 4,147 | 30,185 | 290 | 328 | 286 | 133 | 1,037 | 31,222 |
| Nasarawa | 1,363 | 1,620 | 1,568 | 798 | 5,349 | 97 | 119 | 115 | 85 | 416 | 5,765 |
| Niger | 680 | 1,318 | 1,275 | 753 | 4,026 | 54 | 105 | 95 | 59 | 313 | 4,339 |
| Ogun | 3,128 | 3,465 | 3,329 | 1,628 | 11,550 | 85 | 72 | 67 | 48 | 272 | 11,822 |
| Ondo | 1,328 | 1,473 | 1,447 | 616 | 4,864 | 93 | 107 | 103 | 41 | 344 | 5,208 |
| Osun | 1,860 | 2,029 | 1,964 | 1,064 | 6,917 | 143 | 139 | 131 | 86 | 499 | 7,416 |
| Oyo | 2,967 | 3,107 | 3,053 | 1,802 | 10,929 | 98 | 93 | 103 | 135 | 429 | 11,358 |
| Plateau | 817 | 1,051 | 1,052 | 811 | 3,731 | 146 | 156 | 144 | 98 | 544 | 4,275 |
| Rivers | 1,499 | 1,827 | 1,795 | 1,354 | 6,475 | 89 | 116 | 109 | 102 | 416 | 6,891 |
| Sokoto | 67 | 230 | 217 | 159 | 673 | 8 | 9 | 13 | 5 | 35 | 708 |
| Taraba | 421 | 634 | 618 | 336 | 2,009 | 113 | 124 | 108 | 71 | 416 | 2,425 |
| Yobe | 39 | 141 | 142 | 65 | 387 | 3 | 10 | 8 | 5 | 26 | 413 |
| Zamfara | 182 | 290 | 274 | 97 | 843 | 4 | 12 | 7 | 4 | 27 | 870 |
| Total | 40,752 | 50,726 | 49,140 | 29,050 | 169,668 | 3,702 | 4,301 | 4,086 | 2,787 | 14,876 | 184,544 |

1.6.3 Statistics of Classrooms and their Conditions in Public and Private ECCDE/Pre-Primary Schools in the States

Table 1.29 Number and Condition of Classrooms by State in Public and Private ECCDE/Pre-Primary, 2017/2018

| S/N | State | Number of Good Classroom | | | | | Number of Bad Classroom | | | | | Grand total |
|-------|-------------|--------------------------|--------|--------|--------|---------|-------------------------|--------|--------|--------|--------|-------------|
| | | Play Group | Nur. 1 | Nur. 2 | Nur.3 | total | Play Group | Nur. 1 | Nur. 2 | Nur.3 | total | |
| 1 | Abia | 930 | 1,321 | 1,279 | 1,254 | 4,784 | 352 | 651 | 671 | 601 | 2,275 | 7,059 |
| 2 | Adamawa | 441 | 879 | 849 | 493 | 2,662 | 205 | 330 | 268 | 169 | 972 | 3,634 |
| 3 | Akwa-Ibom | 1,812 | 2,999 | 2,819 | 1,246 | 8,876 | 968 | 1,488 | 1,418 | 679 | 4,553 | 13,429 |
| 4 | Anambra | 1,860 | 3,008 | 2,613 | 2,517 | 9,998 | 550 | 725 | 743 | 766 | 2,784 | 12,782 |
| 5 | Bauchi | 399 | 727 | 629 | 277 | 2,032 | 161 | 516 | 353 | 147 | 1,177 | 3,209 |
| 6 | Bayelsa | 721 | 838 | 785 | 643 | 2,987 | 79 | 96 | 96 | 70 | 341 | 3,328 |
| 7 | Benue | 775 | 1,322 | 1,262 | 636 | 3,995 | 321 | 518 | 468 | 276 | 1,583 | 5,578 |
| 8 | Borno | 206 | 553 | 543 | 325 | 1,627 | 81 | 168 | 158 | 114 | 521 | 2,148 |
| 9 | Cross-River | 1,092 | 1,494 | 1,465 | 1,209 | 5,260 | 302 | 478 | 430 | 404 | 1,614 | 6,874 |
| 10 | Delta | 1,854 | 2,587 | 2,522 | 2,187 | 9,150 | 162 | 467 | 492 | 315 | 1,436 | 10,586 |
| 11 | Ebonyi | 439 | 941 | 852 | 721 | 2,953 | 176 | 492 | 406 | 345 | 1,419 | 4,372 |
| 12 | Edo | 839 | 1,556 | 1,430 | 1,284 | 5,109 | 141 | 405 | 395 | 368 | 1,309 | 6,418 |
| 13 | Ekiti | 1,243 | 1,355 | 1,318 | 622 | 4,538 | 309 | 496 | 437 | 158 | 1,400 | 5,938 |
| 14 | Enugu | 900 | 1,550 | 1,444 | 1,342 | 5,236 | 261 | 627 | 596 | 572 | 2,056 | 7,292 |
| 15 | Fct-Abuja | 1,076 | 1,400 | 1,333 | 475 | 4,284 | 57 | 141 | 124 | 47 | 369 | 4,653 |
| 16 | Gombe | 281 | 583 | 531 | 175 | 1,570 | 108 | 164 | 140 | 60 | 472 | 2,042 |
| 17 | Imo | 1,217 | 2,297 | 2,191 | 1,961 | 7,666 | 304 | 1,121 | 1,138 | 980 | 3,543 | 11,209 |
| 18 | Jigawa | 567 | 663 | 362 | 608 | 2,200 | 265 | 407 | 216 | 347 | 1,235 | 3,435 |
| 19 | Kaduna | 1,157 | 2,109 | 2,026 | 799 | 6,091 | 457 | 941 | 717 | 385 | 2,500 | 8,591 |
| 20 | Kano | 1,548 | 2,827 | 2,125 | 1,267 | 7,767 | 410 | 788 | 558 | 866 | 2,622 | 10,389 |
| 21 | Katsina | 398 | 1,356 | 910 | 469 | 3,133 | 111 | 568 | 252 | 217 | 1,148 | 4,281 |
| 22 | Kebbi | 221 | 517 | 429 | 217 | 1,384 | 133 | 239 | 154 | 101 | 627 | 2,011 |
| 23 | Kogi | 796 | 1,180 | 1,109 | 359 | 3,444 | 122 | 241 | 215 | 96 | 674 | 4,118 |
| 24 | Kwara | 1,552 | 1,778 | 1,728 | 940 | 5,998 | 193 | 290 | 273 | 249 | 1,005 | 7,003 |
| 25 | Lagos | 8,819 | 9,453 | 9,155 | 4,408 | 31,835 | 359 | 590 | 575 | 237 | 1,761 | 33,596 |
| 26 | Nasarawa | 1,439 | 1,721 | 1,653 | 841 | 5,654 | 167 | 219 | 194 | 130 | 710 | 6,364 |
| 27 | Niger | 789 | 1,677 | 1,530 | 921 | 4,917 | 143 | 423 | 301 | 209 | 1,076 | 5,993 |
| 28 | Ogun | 3,361 | 4,040 | 3,975 | 1,973 | 13,349 | 168 | 365 | 418 | 205 | 1,156 | 14,505 |
| 29 | Ondo | 1,589 | 2,066 | 2,011 | 967 | 6,633 | 373 | 828 | 821 | 511 | 2,533 | 9,166 |
| 30 | Osun | 1,864 | 2,032 | 1,967 | 1,067 | 6,930 | 144 | 140 | 132 | 87 | 503 | 7,433 |
| 31 | Oyo | 3,119 | 3,673 | 3,662 | 2,702 | 13,156 | 250 | 559 | 653 | 926 | 2,388 | 15,544 |
| 32 | Plateau | 1,189 | 1,591 | 1,461 | 1,009 | 5,250 | 609 | 714 | 532 | 348 | 2,203 | 7,453 |
| 33 | Rivers | 1,626 | 2,079 | 2,022 | 1,544 | 7,271 | 220 | 306 | 276 | 229 | 1,031 | 8,302 |
| 34 | Sokoto | 174 | 463 | 313 | 252 | 1,202 | 67 | 165 | 96 | 87 | 415 | 1,617 |
| 35 | Taraba | 489 | 747 | 733 | 390 | 2,359 | 179 | 228 | 188 | 131 | 726 | 3,085 |
| 36 | Yobe | 71 | 228 | 209 | 93 | 601 | 18 | 74 | 53 | 33 | 178 | 779 |
| 37 | Zamfara | 288 | 496 | 347 | 179 | 1,310 | 41 | 132 | 66 | 76 | 315 | 1,625 |
| Total | | 47,141 | 66,106 | 61,592 | 38,372 | 213,211 | 8,966 | 17,100 | 15,023 | 11,541 | 52,630 | 265,841 |

CHAPTER TWO

PRIMARY EDUCATION

2.0 Introduction

In Nigeria, primary education is defined as education offered to children aged 6-11 years and serves as a preparation for junior secondary education. Primary education is provided by both the public and private sectors. All primary age children in Nigeria are by the UBE Act, 2004 required to complete a full course of primary education and transit to JSS without interruption. The Act makes it compulsory and free of all charges in public schools.

This chapter presents the statistics on primary education for public and private schools..

2.1 National Summary of Number of Primary Schools in Public and Private Primary Schools

2.1.1 Number of Primary Schools by Ownership 2013/14-2017/18

Table 2.1 provides the number of Primary School by ownership (Public and Private) 2013/14 to 2017/18. Figure 2.1 present the trend in number of Primary Schools: 2013 to 2018.

Table 2.1: Total Numble of Public and Private Primary Schools:2013/2014-2017/2018

| YEAR | Public | Private | Total |
|-----------|--------|---------|---------|
| 2013/2014 | 60,131 | 26,075 | 86,206 |
| 2014/2015 | 64,312 | 35,660 | 99,972 |
| 2015/2016 | 62,184 | 34,717 | 96,901 |
| 2016/2017 | 68,471 | 43,507 | 111,978 |
| 2017/2018 | 63,414 | 50,036 | 113,450 |

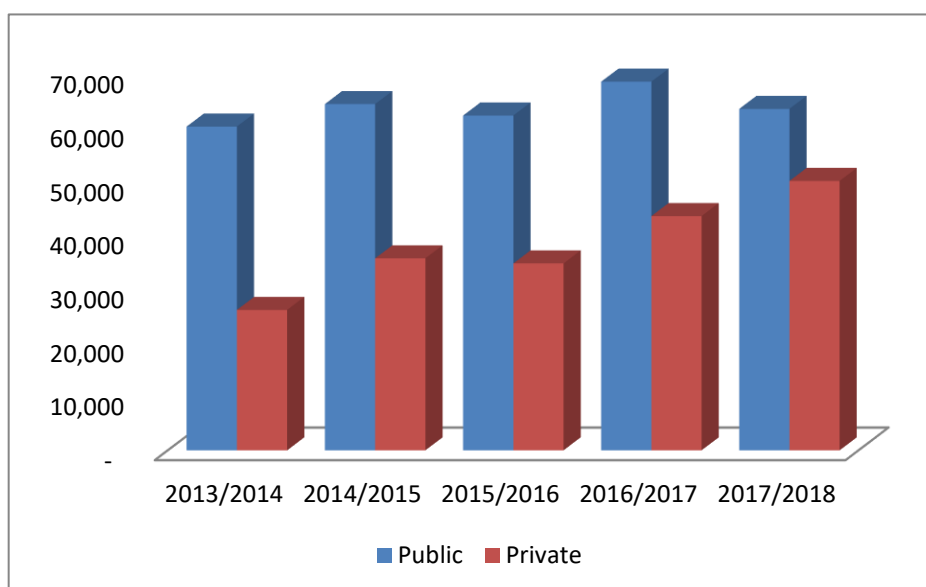


Figure 2.1: Trend in Public and Private Primary Schools: 2013/2014- 2017/2018

2.2 States' Statistics on Number of Schools

2.2.2 Statistics on Number of Schools by State and Location for Public Primary Schools

Table 2.2: Number of Public Primary Schools only and with Pre-Primary and Primary Schools by State and Location, 2017/2018

| S/N | State | Urban | | | Rural | | | Total | | |
|-----|-------------|--------------------------------|--------------|----------------------------|--------------------------------|---------------|----------------------------|--------------------------------|---------------|----------------------------|
| | | ECCDE / Pre-Primary in Primary | Primary Only | Total No. of Primary Schls | ECCDE / Pre-Primary in Primary | Primary Only | Total No. of Primary Schls | ECCDE / Pre-Primary in Primary | Primary Only | Total No. of Primary Schls |
| 1 | Abia | 162 | 3 | 165 | 713 | 7 | 720 | 875 | 10 | 885 |
| 2 | Adamawa | 156 | 88 | 244 | 324 | 1,338 | 1,662 | 480 | 1,426 | 1,906 |
| 3 | Akwa-Ibom | 247 | 0 | 247 | 896 | 27 | 923 | 1,143 | 27 | 1,170 |
| 4 | Anambra | 300 | 25 | 325 | 681 | 8 | 689 | 981 | 33 | 1,014 |
| 5 | Bauchi | 138 | 51 | 189 | 650 | 2,000 | 2,650 | 788 | 2,051 | 2,839 |
| 6 | Bayelsa | 28 | 20 | 48 | 86 | 355 | 441 | 114 | 375 | 489 |
| 7 | Benue | 104 | 68 | 172 | 347 | 1,814 | 2,161 | 451 | 1,882 | 2,333 |
| 8 | Borno | 124 | 119 | 243 | 148 | 557 | 705 | 272 | 676 | 948 |
| 9 | Cross-River | 122 | 2 | 124 | 920 | 35 | 955 | 1,042 | 37 | 1,079 |
| 10 | Delta | 232 | 15 | 247 | 451 | 399 | 850 | 683 | 414 | 1,097 |
| 11 | Ebonyi | 89 | 7 | 96 | 553 | 427 | 980 | 642 | 434 | 1,076 |
| 12 | Edo | 189 | 8 | 197 | 586 | 302 | 888 | 775 | 310 | 1,085 |
| 13 | Ekiti | 464 | 37 | 501 | 252 | 137 | 389 | 716 | 174 | 890 |
| 14 | Enugu | 191 | 1 | 192 | 960 | 49 | 1,009 | 1,151 | 50 | 1,201 |
| 15 | Fct-Abuja | 97 | 3 | 100 | 295 | 201 | 496 | 392 | 204 | 596 |
| 16 | Gombe | 89 | 82 | 171 | 193 | 1,064 | 1,257 | 282 | 1,146 | 1,428 |
| 17 | Imo | 189 | 5 | 194 | 1,082 | 4 | 1,086 | 1,271 | 9 | 1,280 |
| 18 | Jigawa | 304 | 61 | 365 | 1,743 | 216 | 1,959 | 2,047 | 277 | 2,324 |
| 19 | Kaduna | 276 | 40 | 316 | 1,630 | 1,777 | 3,407 | 1,906 | 1,817 | 3,723 |
| 20 | Kano | 1,195 | 498 | 1,693 | 2,603 | 1,563 | 4,166 | 3,798 | 2,061 | 5,859 |
| 21 | Katsina | 257 | 59 | 316 | 1,398 | 1,014 | 2,412 | 1,655 | 1,073 | 2,728 |
| 22 | Kebbi | 154 | 77 | 231 | 254 | 1,378 | 1,632 | 408 | 1,455 | 1,863 |
| 23 | Kogi | 164 | 193 | 357 | 237 | 1,440 | 1,677 | 401 | 1,633 | 2,034 |
| 24 | Kwara | 253 | 18 | 271 | 676 | 603 | 1,279 | 929 | 621 | 1,550 |
| 25 | Lagos | 802 | 93 | 895 | 182 | 17 | 199 | 984 | 110 | 1,094 |
| 26 | Nasarawa | 94 | 62 | 156 | 144 | 847 | 991 | 238 | 909 | 1,147 |
| 27 | Niger | 227 | 68 | 295 | 580 | 2,276 | 2,856 | 807 | 2,344 | 3,151 |
| 28 | Ogun | 636 | 20 | 656 | 647 | 247 | 894 | 1,283 | 267 | 1,550 |
| 29 | Ondo | 419 | 15 | 434 | 685 | 162 | 847 | 1,104 | 177 | 1,281 |
| 30 | Osun | 12 | 597 | 609 | 4 | 729 | 733 | 16 | 1,326 | 1,342 |
| 31 | Oyo | 1,010 | 12 | 1,022 | 1,145 | 285 | 1,430 | 2,155 | 297 | 2,452 |
| 32 | Plateau | 165 | 25 | 190 | 956 | 1,191 | 2,147 | 1,121 | 1,216 | 2,337 |
| 33 | Rivers | 176 | 24 | 200 | 368 | 381 | 749 | 544 | 405 | 949 |
| 34 | Sokoto | 131 | 72 | 203 | 423 | 1,407 | 1,830 | 554 | 1,479 | 2,033 |
| 35 | Taraba | 107 | 67 | 174 | 113 | 1,735 | 1,848 | 220 | 1,802 | 2,022 |
| 36 | Yobe | 67 | 68 | 135 | 76 | 819 | 895 | 143 | 887 | 1,030 |
| 37 | Zamfara | 128 | 61 | 189 | 331 | 1,109 | 1,440 | 459 | 1,170 | 1,629 |
| | | 9,498 | 2,664 | 12,162 | 23,332 | 27,920 | 51,252 | 32,830 | 30,584 | 63,414 |

2.2.3 Statistics on Number of Schools by State and Location for Private Primary Schools

Table 2.3: Number of Private Primary Schools only and with Pre-Primary and Primary Schools by State and Location, 2017/2018

| S/N | State | Urban | | | Rural | | | Total | | |
|-----|--------------|--------------------------------|--------------|----------------------------|--------------------------------|--------------|----------------------------|--------------------------------|--------------|----------------------------|
| | | ECCDE / Pre-Primary in Primary | Primary Only | Total No. of Primary Schls | ECCDE / Pre-Primary in Primary | Primary Only | Total No. of Primary Schls | ECCDE / Pre-Primary in Primary | Primary Only | Total No. of Primary Schls |
| 1 | Abia | 345 | 0 | 345 | 610 | 6 | 616 | 955 | 6 | 961 |
| 2 | Adamawa | 382 | 23 | 405 | 248 | 40 | 288 | 630 | 63 | 693 |
| 3 | Akwa-Ibom | 515 | 2 | 517 | 970 | 0 | 970 | 1,485 | 2 | 1,487 |
| 4 | Anambra | 857 | 7 | 864 | 781 | 11 | 792 | 1,638 | 18 | 1,656 |
| 5 | Bauchi | 235 | 27 | 262 | 176 | 124 | 300 | 411 | 151 | 562 |
| 6 | Bayelsa | 503 | 7 | 510 | 247 | 8 | 255 | 750 | 15 | 765 |
| 7 | Benue | 544 | 9 | 553 | 804 | 45 | 849 | 1,348 | 54 | 1,402 |
| 8 | Borno | 297 | 40 | 337 | 38 | 15 | 53 | 335 | 55 | 390 |
| 9 | Cross-River | 421 | 1 | 422 | 609 | 1 | 610 | 1,030 | 2 | 1,032 |
| 10 | Delta | 1,219 | 19 | 1,238 | 630 | 17 | 647 | 1,849 | 36 | 1,885 |
| 11 | Ebonyi | 182 | 3 | 185 | 458 | 24 | 482 | 640 | 27 | 667 |
| 12 | Edo | 475 | 22 | 497 | 442 | 74 | 516 | 917 | 96 | 1,013 |
| 13 | Ekiti | 605 | 6 | 611 | 330 | 8 | 338 | 935 | 14 | 949 |
| 14 | Enugu | 329 | 3 | 332 | 576 | 27 | 603 | 905 | 30 | 935 |
| 15 | FCT-Abuja | 451 | 5 | 456 | 492 | 4 | 496 | 943 | 9 | 952 |
| 16 | Gombe | 226 | 38 | 264 | 172 | 47 | 219 | 398 | 85 | 483 |
| 17 | Imo | 292 | 11 | 303 | 1,152 | 52 | 1,204 | 1,444 | 63 | 1,507 |
| 18 | Jigawa | 128 | 62 | 190 | 64 | 99 | 163 | 192 | 161 | 353 |
| 19 | Kaduna | 867 | 74 | 941 | 417 | 61 | 478 | 1,284 | 135 | 1,419 |
| 20 | Kano | 869 | 73 | 942 | 239 | 41 | 280 | 1,108 | 114 | 1,222 |
| 21 | Katsina | 372 | 58 | 430 | 161 | 196 | 357 | 533 | 254 | 787 |
| 22 | Kebbi | 353 | 381 | 734 | 127 | 472 | 599 | 480 | 853 | 1,333 |
| 23 | Kogi | 412 | 13 | 425 | 538 | 25 | 563 | 950 | 38 | 988 |
| 24 | Kwara | 912 | 14 | 926 | 500 | 20 | 520 | 1,412 | 34 | 1,446 |
| 25 | Lagos | 5,976 | 54 | 6,030 | 2,313 | 30 | 2,343 | 8,289 | 84 | 8,373 |
| 26 | Nasarawa | 794 | 17 | 811 | 747 | 30 | 777 | 1,541 | 47 | 1,588 |
| 27 | Niger | 652 | 56 | 708 | 632 | 183 | 815 | 1,284 | 239 | 1,523 |
| 28 | Ogun | 1,999 | 6 | 2,005 | 1,187 | 16 | 1,203 | 3,186 | 22 | 3,208 |
| 29 | Ondo | 736 | 2 | 738 | 719 | 5 | 724 | 1,455 | 7 | 1,462 |
| 30 | Osun | 1,299 | 12 | 1,311 | 595 | 10 | 605 | 1,894 | 22 | 1,916 |
| 31 | Oyo | 2,115 | 16 | 2,131 | 671 | 11 | 682 | 2,786 | 27 | 2,813 |
| 32 | Plateau | 487 | 14 | 501 | 564 | 63 | 627 | 1,051 | 77 | 1,128 |
| 33 | Rivers | 961 | 9 | 970 | 716 | 26 | 742 | 1,677 | 35 | 1,712 |
| 34 | Sokoto | 156 | 5 | 161 | 21 | 7 | 28 | 177 | 12 | 189 |
| 35 | Taraba | 344 | 50 | 394 | 321 | 60 | 381 | 665 | 110 | 775 |
| 36 | Yobe | 98 | 8 | 106 | 13 | 7 | 20 | 111 | 15 | 126 |
| 37 | Zamfara | 199 | 29 | 228 | 46 | 62 | 108 | 245 | 91 | 336 |
| | Total | 27,607 | 1,176 | 28,783 | 19,326 | 1,927 | 21,253 | 46,933 | 3,103 | 50,036 |

2.2.4 Statistics on Number of Schools by State and Location for Public Primary Schools

Table 2.4: Number of Public and private Primary Schools only and with Pre-Primary and Primary Schools by State and Location, 2017/2018

| S/N | State | Urban | | | Rural | | | Total | | |
|-----|--------------|--------------------------------|--------------|----------------------------|--------------------------------|--------------|----------------------------|--------------------------------|--------------|----------------------------|
| | | ECCDE / Pre-Primary in Primary | Primary Only | Total No. of Primary Schls | ECCDE / Pre-Primary in Primary | Primary Only | Total No. of Primary Schls | ECCDE / Pre-Primary in Primary | Primary Only | Total No. of Primary Schls |
| 1 | Abia | 507 | 3 | 510 | 1323 | 13 | 1336 | 1830 | 16 | 1846 |
| 2 | Adamawa | 538 | 111 | 649 | 572 | 1378 | 1950 | 1110 | 1489 | 2599 |
| 3 | Akwa-Ibom | 762 | 2 | 764 | 1866 | 27 | 1893 | 2628 | 29 | 2657 |
| 4 | Anambra | 1157 | 32 | 1189 | 1462 | 19 | 1481 | 2619 | 51 | 2670 |
| 5 | Bauchi | 373 | 78 | 451 | 826 | 2124 | 2950 | 1199 | 2202 | 3401 |
| 6 | Bayelsa | 531 | 27 | 558 | 333 | 363 | 696 | 864 | 390 | 1254 |
| 7 | Benue | 648 | 77 | 725 | 1151 | 1859 | 3010 | 1799 | 1936 | 3735 |
| 8 | Borno | 421 | 159 | 580 | 186 | 572 | 758 | 607 | 731 | 1338 |
| 9 | Cross-River | 543 | 3 | 546 | 1529 | 36 | 1565 | 2072 | 39 | 2111 |
| 10 | Delta | 1451 | 34 | 1485 | 1081 | 416 | 1497 | 2532 | 450 | 2982 |
| 11 | Ebonyi | 271 | 10 | 281 | 1011 | 451 | 1462 | 1282 | 461 | 1743 |
| 12 | Edo | 664 | 30 | 694 | 1028 | 376 | 1404 | 1692 | 406 | 2098 |
| 13 | Ekiti | 1069 | 43 | 1112 | 582 | 145 | 727 | 1651 | 188 | 1839 |
| 14 | Enugu | 520 | 4 | 524 | 1536 | 76 | 1612 | 2056 | 80 | 2136 |
| 15 | FCT-Abuja | 548 | 8 | 556 | 787 | 205 | 992 | 1335 | 213 | 1548 |
| 16 | Gombe | 315 | 120 | 435 | 365 | 1111 | 1476 | 680 | 1231 | 1911 |
| 17 | Imo | 481 | 16 | 497 | 2234 | 56 | 2290 | 2715 | 72 | 2787 |
| 18 | Jigawa | 432 | 123 | 555 | 1807 | 315 | 2122 | 2239 | 438 | 2677 |
| 19 | Kaduna | 1143 | 114 | 1257 | 2047 | 1838 | 3885 | 3190 | 1952 | 5142 |
| 20 | Kano | 2064 | 571 | 2635 | 2842 | 1604 | 4446 | 4906 | 2175 | 7081 |
| 21 | Katsina | 629 | 117 | 746 | 1559 | 1210 | 2769 | 2188 | 1327 | 3515 |
| 22 | Kebbi | 507 | 458 | 965 | 381 | 1850 | 2231 | 888 | 2308 | 3196 |
| 23 | Kogi | 576 | 206 | 782 | 775 | 1465 | 2240 | 1351 | 1671 | 3022 |
| 24 | Kwara | 1165 | 32 | 1197 | 1176 | 623 | 1799 | 2341 | 655 | 2996 |
| 25 | Lagos | 6778 | 147 | 6925 | 2495 | 47 | 2542 | 9273 | 194 | 9467 |
| 26 | Nasarawa | 888 | 79 | 967 | 891 | 877 | 1768 | 1779 | 956 | 2735 |
| 27 | Niger | 879 | 124 | 1003 | 1212 | 2459 | 3671 | 2091 | 2583 | 4674 |
| 28 | Ogun | 2635 | 26 | 2661 | 1834 | 263 | 2097 | 4469 | 289 | 4758 |
| 29 | Ondo | 1155 | 17 | 1172 | 1404 | 167 | 1571 | 2559 | 184 | 2743 |
| 30 | Osun | 1311 | 609 | 1920 | 599 | 739 | 1338 | 1910 | 1348 | 3258 |
| 31 | Oyo | 3125 | 28 | 3153 | 1816 | 296 | 2112 | 4941 | 324 | 5265 |
| 32 | Plateau | 652 | 39 | 691 | 1520 | 1254 | 2774 | 2172 | 1293 | 3465 |
| 33 | Rivers | 1137 | 33 | 1170 | 1084 | 407 | 1491 | 2221 | 440 | 2661 |
| 34 | Sokoto | 287 | 77 | 364 | 444 | 1414 | 1858 | 731 | 1491 | 2222 |
| 35 | Taraba | 451 | 117 | 568 | 434 | 1795 | 2229 | 885 | 1912 | 2797 |
| 36 | Yobe | 165 | 76 | 241 | 89 | 826 | 915 | 254 | 902 | 1156 |
| 37 | Zamfara | 327 | 90 | 417 | 377 | 1171 | 1548 | 704 | 1261 | 1965 |
| | Total | 37105 | 3840 | 40945 | 42658 | 29847 | 72505 | 79763 | 33687 | 113450 |

2.3 National Enrolment

2.3.1 National Summary of Enrolment 2013/2014 - 2017/2018 by Location and Gender for Public and Private Primary Schools

Table 2.5: Enrolment in Public and Private Primary School by Gender: 2013/2014 – 2017/2018

| | Public | | | Male | Private | | Public + Private |
|-----------|------------|------------|------------|-----------|-----------|-----------|------------------|
| | Male | Female | MF | | Female | MF | MF |
| 2013/2014 | 11,496,946 | 10,827,559 | 22,324,505 | 1,758,843 | 1,717,849 | 3,476,692 | 25,801,197 |
| 2014/2015 | 9,735,881 | 8,466,714 | 18,202,595 | 2,075,468 | 2,058,168 | 4,133,636 | 22,336,231 |
| 2015/2016 | 11,519,269 | 10,548,159 | 22,067,428 | 1,600,511 | 1,607,082 | 3,207,593 | 25,275,021 |
| 2016/2017 | 11,219,283 | 10,015,771 | 21,235,054 | 1,667,044 | 1,641,624 | 3,308,668 | 24,543,722 |
| 2017/2018 | 11,618,213 | 10,766,542 | 22,384,755 | 2,775,436 | 2,729,193 | 5,504,632 | 27,889,387 |

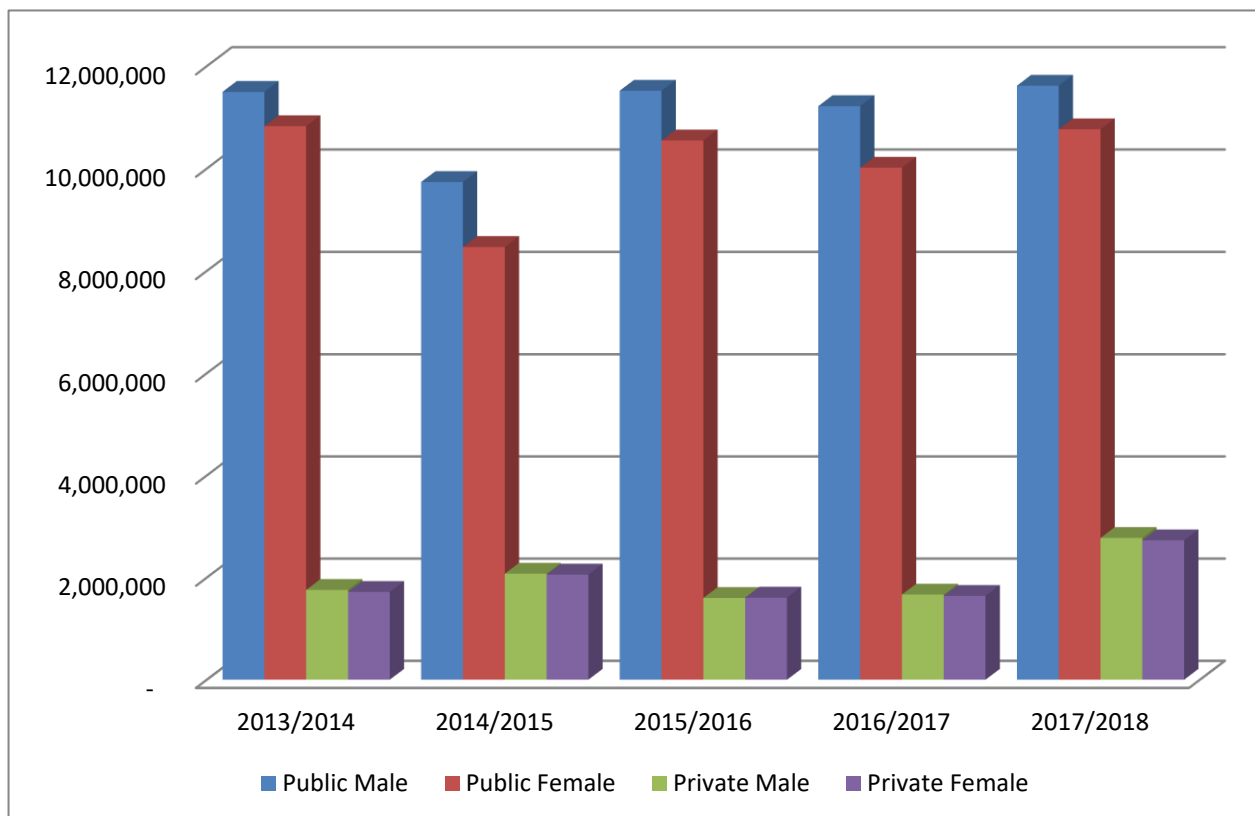


Figure 2.2: Enrolment Trend in Public and Private Primary School by Gender: 2013/2014 – 2016/2018

2.3.2 National Statistics on Enrolment 2018 by Location and Gender for Public and Private Primary Schools

Table 2.6: Enrolment in Public and Private Primary Schools by Location (Rural/Urban) and Gender, 2017/2018

| | Urban | | | Rural | | | Public +Private |
|----------------|------------------|------------------|-------------------|------------------|------------------|-------------------|-------------------|
| | Male | Female | Total | Male | Female | Total | M+F |
| Public | 3,664,227 | 3,647,086 | 7,311,313 | 7,953,986 | 7,119,456 | 15,073,442 | 22,384,755 |
| Private | 1,567,792 | 1,548,208 | 3,116,000 | 1,207,647 | 1,180,985 | 2,388,632 | 5,504,632 |
| Total | 5,232,019 | 5,195,294 | 10,427,313 | 9,161,633 | 8,300,441 | 17,462,074 | 27,889,387 |

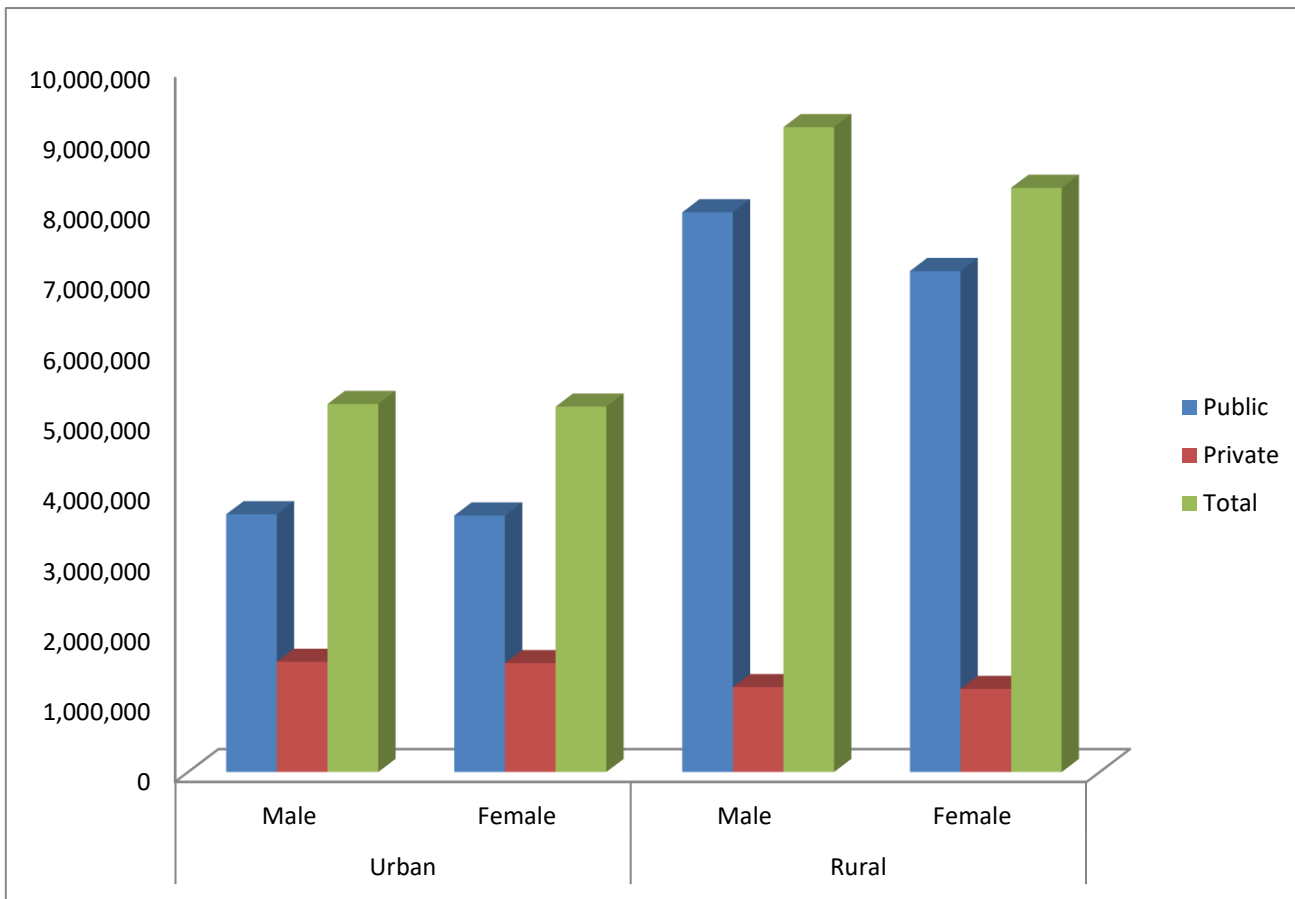


Figure 2.5: Primary Enrolment in Public and Private Schools by Location (Rural/Urban) and Gender 2017/2018

2.4 Enrolment in States

2.4.1.1 Statistics on Enrolment in States by Location and Gender in Public Primary Schools

Table 2.7: Primary Enrolment by State, Location (Rural/Urban) and Gender in Public Schools, 2018

| S/N | State | Urban | | | Rural | | | Total | | |
|-----|--------------|----------------|----------------|----------------|----------------|----------------|-----------------|-----------------|-----------------|-----------------|
| | | Male | Female | Total | Male | Female | Total | Male | Female | Total |
| 1 | Abia | 15409 | 15864 | 31273 | 54154 | 52210 | 106364 | 69563 | 68074 | 137637 |
| 2 | Adamawa | 74894 | 72710 | 147604 | 217917 | 194646 | 412563 | 292811 | 267356 | 560167 |
| 3 | Akwa-Ibom | 159079 | 163474 | 322553 | 520555 | 531326 | 1051881 | 679634 | 694800 | 1374434 |
| 4 | Anambra | 69821 | 70885 | 140706 | 107701 | 104748 | 212449 | 177522 | 175633 | 353155 |
| 5 | Bauchi | 81767 | 82263 | 164030 | 363714 | 303642 | 667356 | 445481 | 385905 | 831386 |
| 6 | Bayelsa | 6925 | 6779 | 13704 | 34039 | 33492 | 67531 | 40964 | 40271 | 81235 |
| 7 | Benue | 30551 | 30610 | 61161 | 157861 | 139047 | 296908 | 188412 | 169657 | 358069 |
| 8 | Borno | 148685 | 139487 | 288172 | 122425 | 111641 | 234066 | 271110 | 251128 | 522238 |
| 9 | Cross-River | 18320 | 18067 | 36387 | 62831 | 59465 | 122296 | 81151 | 77532 | 158683 |
| 10 | Delta | 62877 | 62159 | 125036 | 96823 | 94437 | 191260 | 159700 | 156596 | 316296 |
| 11 | Ebonyi | 18414 | 19655 | 38069 | 142399 | 143492 | 285891 | 160813 | 163147 | 323960 |
| 12 | Edo | 45452 | 45435 | 90887 | 93257 | 88110 | 181367 | 138709 | 133545 | 272254 |
| 13 | Ekiti | 57800 | 58563 | 116363 | 26112 | 27517 | 53629 | 83912 | 86080 | 169992 |
| 14 | Enugu | 23917 | 24440 | 48357 | 65916 | 61562 | 127478 | 89833 | 86002 | 175835 |
| 15 | Fct-Abuja | 35410 | 38388 | 73798 | 74382 | 71893 | 146275 | 109792 | 110281 | 220073 |
| 16 | Gombe | 66227 | 63569 | 129796 | 177140 | 141285 | 318425 | 243367 | 204854 | 448221 |
| 17 | Imo | 100212 | 101813 | 202025 | 405142 | 383507 | 788649 | 505354 | 485320 | 990674 |
| 18 | Jigawa | 116362 | 118589 | 234951 | 295929 | 264633 | 560562 | 412291 | 383222 | 795513 |
| 19 | Kaduna | 225536 | 231964 | 457500 | 571760 | 515023 | 1086783 | 797296 | 746987 | 1544283 |
| 20 | Kano | 550642 | 574043 | 1124685 | 950767 | 985581 | 1936348 | 1501409 | 1559624 | 3061033 |
| 21 | Katsina | 221530 | 215819 | 437349 | 718360 | 627730 | 1346090 | 939890 | 843549 | 1783439 |
| 22 | Kebbi | 87265 | 72697 | 159962 | 209649 | 107587 | 317236 | 296914 | 180284 | 477198 |
| 23 | Kogi | 25195 | 25556 | 50751 | 99576 | 96470 | 196046 | 124771 | 122026 | 246797 |
| 24 | Kwara | 36936 | 36340 | 73276 | 56715 | 48005 | 104720 | 93651 | 84345 | 177996 |
| 25 | Lagos | 162171 | 168218 | 330389 | 41106 | 39836 | 80942 | 203277 | 208054 | 411331 |
| 26 | Nasarawa | 41776 | 40221 | 81997 | 99348 | 83049 | 182397 | 141124 | 123270 | 264394 |
| 27 | Niger | 86659 | 78918 | 165577 | 286705 | 206171 | 492876 | 373364 | 285089 | 658453 |
| 28 | Ogun | 120105 | 115789 | 235894 | 69698 | 65551 | 135249 | 189803 | 181340 | 371143 |
| 29 | Ondo | 157945 | 154299 | 312244 | 303592 | 297013 | 600605 | 461537 | 451312 | 912849 |
| 30 | Osun | 85198 | 83935 | 169133 | 51308 | 52177 | 103485 | 136506 | 136112 | 272618 |
| 31 | Oyo | 324735 | 351865 | 676600 | 266480 | 292596 | 559076 | 591215 | 644461 | 1235676 |
| 32 | Plateau | 41747 | 42363 | 84110 | 203738 | 198032 | 401770 | 245485 | 240395 | 485880 |
| 33 | Rivers | 26760 | 27968 | 54728 | 56416 | 56707 | 113123 | 83176 | 84675 | 167851 |
| 34 | Sokoto | 91707 | 79547 | 171254 | 299228 | 189485 | 488713 | 390935 | 269032 | 659967 |
| 35 | Taraba | 49060 | 44169 | 93229 | 243176 | 197354 | 440530 | 292236 | 241523 | 533759 |
| 36 | Yobe | 112836 | 105812 | 218648 | 165481 | 125654 | 291135 | 278317 | 231466 | 509783 |
| 37 | Zamfara | 84302 | 64813 | 149115 | 242586 | 128782 | 371368 | 326888 | 193595 | 520483 |
| | Total | 3664227 | 3647086 | 7311313 | 7953986 | 7119456 | 15073442 | 11618213 | 10766542 | 22384755 |

2.4.1.2 Statistics on Enrolment in States by Location and Gender in Private Primary Schools

Table 2.8: Primary Enrolment by State, Location (Rural/Urban) and Gender in Private Schools, 2017/2018

| S/N | State | Urban | | | Rural | | | Total | | |
|-----|--------------|----------------|----------------|----------------|----------------|----------------|----------------|----------------|----------------|----------------|
| | | Male | Female | Total | Male | Female | Total | Male | Female | Total |
| 1 | Abia | 22923 | 23802 | 46725 | 30526 | 31561 | 62087 | 53449 | 55363 | 108812 |
| 2 | Adamawa | 34162 | 32942 | 67104 | 16923 | 16015 | 32938 | 51085 | 48957 | 100042 |
| 3 | Akwa-Ibom | 63879 | 66089 | 129968 | 145465 | 150245 | 295710 | 209344 | 216334 | 425678 |
| 4 | Anambra | 52642 | 52820 | 105462 | 40633 | 40366 | 80999 | 93275 | 93186 | 186461 |
| 5 | Bauchi | 25476 | 26524 | 52000 | 26517 | 24908 | 51425 | 51993 | 51432 | 103425 |
| 6 | Bayelsa | 18319 | 18947 | 37266 | 8772 | 9181 | 17953 | 27091 | 28128 | 55219 |
| 7 | Benue | 42908 | 43815 | 86723 | 69094 | 66412 | 135506 | 112002 | 110227 | 222229 |
| 8 | Borno | 40151 | 44219 | 84370 | 4174 | 4527 | 8701 | 44325 | 48746 | 93071 |
| 9 | Cross-River | 20847 | 20876 | 41723 | 25661 | 26240 | 51901 | 46508 | 47116 | 93624 |
| 10 | Delta | 56155 | 56572 | 112727 | 26599 | 27704 | 54303 | 82754 | 84276 | 167030 |
| 11 | Ebonyi | 13665 | 13885 | 27550 | 33662 | 34260 | 67922 | 47327 | 48145 | 95472 |
| 12 | Edo | 28460 | 28365 | 56825 | 28905 | 29369 | 58274 | 57365 | 57734 | 115099 |
| 13 | Ekiti | 15665 | 15599 | 31264 | 9184 | 9326 | 18510 | 24849 | 24925 | 49774 |
| 14 | Enugu | 16428 | 16166 | 32594 | 29886 | 30217 | 60103 | 46314 | 46383 | 92697 |
| 15 | FCT-Abuja | 18551 | 18702 | 37253 | 15222 | 15329 | 30551 | 33773 | 34031 | 67804 |
| 16 | Gombe | 19803 | 19170 | 38973 | 14472 | 11496 | 25968 | 34275 | 30666 | 64941 |
| 17 | Imo | 20696 | 21125 | 41821 | 67719 | 68196 | 135915 | 88415 | 89321 | 177736 |
| 18 | Jigawa | 22247 | 17149 | 39396 | 17084 | 18468 | 35552 | 39331 | 35617 | 74948 |
| 19 | Kaduna | 87072 | 83899 | 170971 | 41788 | 40852 | 82640 | 128860 | 124751 | 253611 |
| 20 | Kano | 87121 | 91080 | 178201 | 26571 | 28537 | 55108 | 113692 | 119617 | 233309 |
| 21 | Katsina | 39239 | 34788 | 74027 | 38370 | 32240 | 70610 | 77609 | 67028 | 144637 |
| 22 | Kebbi | 109574 | 88810 | 198384 | 69285 | 56995 | 126280 | 178859 | 145805 | 324664 |
| 23 | Kogi | 24030 | 24341 | 48371 | 35951 | 35980 | 71931 | 59981 | 60321 | 120302 |
| 24 | Kwara | 34823 | 35029 | 69852 | 18749 | 18575 | 37324 | 53572 | 53604 | 107176 |
| 25 | Lagos | 181686 | 182772 | 364458 | 57248 | 58023 | 115271 | 238934 | 240795 | 479729 |
| 26 | Nasarawa | 43703 | 42694 | 86397 | 32377 | 30950 | 63327 | 76080 | 73644 | 149724 |
| 27 | Niger | 44497 | 42203 | 86700 | 50175 | 43384 | 93559 | 94672 | 85587 | 180259 |
| 28 | Ogun | 74364 | 75284 | 149648 | 36784 | 37448 | 74232 | 111148 | 112732 | 223880 |
| 29 | Ondo | 29827 | 30542 | 60369 | 34251 | 35040 | 69291 | 64078 | 65582 | 129660 |
| 30 | Osun | 45710 | 46982 | 92692 | 19794 | 21008 | 40802 | 65504 | 67990 | 133494 |
| 31 | Oyo | 79052 | 81142 | 160194 | 25526 | 26381 | 51907 | 104578 | 107523 | 212101 |
| 32 | Plateau | 26926 | 26930 | 53856 | 33395 | 31221 | 64616 | 60321 | 58151 | 118472 |
| 33 | Rivers | 38988 | 39731 | 78719 | 28418 | 29015 | 57433 | 67406 | 68746 | 136152 |
| 34 | Sokoto | 17903 | 16752 | 34655 | 3261 | 2587 | 5848 | 21164 | 19339 | 40503 |
| 35 | Taraba | 36344 | 35343 | 71687 | 34401 | 29794 | 64195 | 70745 | 65137 | 135882 |
| 36 | Yobe | 12847 | 12940 | 25787 | 2006 | 1782 | 3788 | 14853 | 14722 | 29575 |
| 37 | Zamfara | 21109 | 20179 | 41288 | 8799 | 7353 | 16152 | 29908 | 27532 | 57440 |
| | Total | 1567792 | 1548208 | 3116000 | 1207647 | 1180985 | 2388632 | 2775439 | 2729193 | 5504632 |

2.4.2.1 Statistics on Enrolment in States by Class and Gender in Public Primary Schools

2.4.2.1 Statistics on Enrolment in States by Class and Gender in Public Primary Schools

Table 2.9 : Primary School Enrolment in Public Schools by State, Class and Gender, 2017/2018

| State | Primary 1 | | Primary 2 | | Primary 3 | | Primary 4 | | Primary 5 | | Primary 6 | | Total | | |
|--------------|------------------|------------------|------------------|------------------|------------------|------------------|------------------|------------------|------------------|------------------|------------------|------------------|-------------------|-------------------|-------------------|
| | Male | Female | Male | Female | Male | Female | Male | Female | Male | Female | Male | Female | Male | Female | Total |
| Abia | 11,249 | 11,103 | 10,927 | 10,777 | 11,361 | 11,299 | 12,098 | 11,583 | 11,710 | 11,409 | 12,218 | 11,903 | 69,563 | 68,074 | 137,637 |
| Adamawa | 55,924 | 51,046 | 50,657 | 47,741 | 49,833 | 45,936 | 48,236 | 43,878 | 44,627 | 40,352 | 43,534 | 38,403 | 292,811 | 267,356 | 560,167 |
| Akwa-Ibom | 113,597 | 120,000 | 110,838 | 116,415 | 111,785 | 118,581 | 131,904 | 113,698 | 108,129 | 113,658 | 103,381 | 112,448 | 679,634 | 694,800 | 1,374,434 |
| Anambra | 27,790 | 27,796 | 29,194 | 28,615 | 29,245 | 28,375 | 29,012 | 29,175 | 28,983 | 28,196 | 33,298 | 33,476 | 177,522 | 175,633 | 353,155 |
| Bauchi | 98,977 | 87,254 | 87,538 | 77,186 | 78,543 | 67,787 | 67,018 | 57,575 | 60,810 | 51,073 | 52,595 | 45,030 | 445,481 | 385,905 | 831,386 |
| Bayelsa | 7,628 | 7,539 | 6,880 | 6,923 | 6,848 | 6,611 | 7,157 | 7,121 | 6,635 | 6,431 | 5,816 | 5,646 | 40,964 | 40,271 | 81,235 |
| Benue | 41,258 | 38,509 | 36,553 | 33,697 | 33,704 | 30,948 | 29,743 | 26,863 | 25,228 | 22,083 | 21,926 | 17,557 | 188,412 | 169,657 | 358,069 |
| Borno | 50,427 | 46,794 | 48,867 | 45,484 | 49,515 | 45,390 | 44,954 | 40,538 | 39,683 | 36,884 | 37,664 | 36,038 | 271,110 | 251,128 | 522,238 |
| Cross-River | 12,892 | 12,318 | 13,392 | 12,895 | 14,482 | 13,930 | 14,366 | 14,105 | 13,935 | 13,123 | 12,084 | 11,161 | 81,151 | 77,532 | 158,683 |
| Delta | 24,577 | 23,869 | 24,542 | 24,178 | 26,512 | 25,883 | 27,901 | 27,008 | 27,642 | 26,902 | 28,526 | 28,756 | 159,700 | 156,596 | 316,296 |
| Ebonyi | 26,614 | 27,031 | 26,264 | 26,485 | 26,616 | 27,345 | 26,454 | 26,468 | 27,510 | 27,846 | 27,355 | 27,972 | 160,813 | 163,147 | 323,960 |
| Edo | 23,513 | 22,315 | 21,727 | 20,794 | 22,581 | 21,626 | 23,433 | 22,549 | 22,748 | 22,140 | 24,707 | 24,121 | 138,709 | 133,545 | 272,254 |
| Ekiti | 14,965 | 15,578 | 14,204 | 14,337 | 13,983 | 14,290 | 12,035 | 13,750 | 13,923 | 13,667 | 14,802 | 14,458 | 83,912 | 86,080 | 169,992 |
| Enugu | 15,280 | 14,868 | 14,356 | 13,929 | 14,844 | 14,177 | 15,052 | 14,173 | 14,704 | 13,896 | 15,597 | 14,959 | 89,833 | 86,002 | 175,835 |
| Fct-Abuja | 17,477 | 17,353 | 18,498 | 18,462 | 19,016 | 19,152 | 19,041 | 19,403 | 17,919 | 18,210 | 17,841 | 17,701 | 109,792 | 110,281 | 220,073 |
| Gombe | 53,252 | 44,404 | 46,445 | 39,412 | 43,211 | 36,579 | 36,710 | 32,070 | 33,553 | 28,213 | 30,196 | 24,176 | 243,367 | 204,854 | 448,221 |
| Imo | 82,786 | 80,378 | 81,923 | 79,441 | 85,583 | 81,537 | 85,707 | 82,424 | 85,109 | 80,520 | 84,246 | 81,020 | 505,354 | 485,320 | 990,674 |
| Jigawa | 88,789 | 88,157 | 76,534 | 72,759 | 70,695 | 64,957 | 63,300 | 57,062 | 59,428 | 52,637 | 53,545 | 47,650 | 412,291 | 383,222 | 795,513 |
| Kaduna | 189,078 | 177,470 | 164,752 | 155,681 | 147,239 | 139,901 | 115,050 | 106,725 | 98,512 | 89,535 | 82,665 | 77,675 | 797,296 | 746,987 | 1,544,283 |
| Kano | 305,962 | 370,785 | 277,671 | 284,978 | 263,331 | 265,402 | 243,302 | 238,483 | 217,030 | 212,502 | 194,113 | 187,474 | 1,501,409 | 1,559,624 | 3,061,033 |
| Katsina | 198,046 | 192,147 | 175,990 | 161,439 | 159,337 | 140,748 | 144,584 | 125,577 | 135,281 | 118,495 | 126,652 | 105,143 | 939,890 | 843,549 | 1,783,439 |
| Kebbi | 70,730 | 42,914 | 58,785 | 35,594 | 48,057 | 29,623 | 43,265 | 26,746 | 40,880 | 24,953 | 35,197 | 20,454 | 296,914 | 180,284 | 477,198 |
| Kogi | 23,352 | 22,975 | 21,461 | 21,323 | 21,276 | 21,176 | 20,564 | 20,069 | 19,454 | 18,932 | 18,664 | 17,551 | 124,771 | 122,026 | 246,797 |
| Kwara | 17,977 | 15,722 | 15,394 | 14,165 | 15,429 | 14,130 | 15,400 | 14,196 | 14,325 | 12,752 | 15,126 | 13,380 | 93,651 | 84,345 | 177,996 |
| Lagos | 25,403 | 25,036 | 27,393 | 28,001 | 31,384 | 31,687 | 35,515 | 36,640 | 42,817 | 43,525 | 40,765 | 43,165 | 203,277 | 208,054 | 411,331 |
| Nasarawa | 28,630 | 24,132 | 24,827 | 21,736 | 23,860 | 21,270 | 22,398 | 19,663 | 21,228 | 19,348 | 20,181 | 17,121 | 141,124 | 123,270 | 264,394 |
| Niger | 89,980 | 69,161 | 75,057 | 56,976 | 64,802 | 49,163 | 55,466 | 42,426 | 47,510 | 36,193 | 40,549 | 31,170 | 373,364 | 285,089 | 658,453 |
| Ogun | 35,021 | 32,345 | 30,251 | 29,152 | 29,985 | 28,542 | 31,592 | 30,022 | 31,835 | 30,891 | 31,119 | 30,388 | 189,803 | 181,340 | 371,143 |
| Ondo | 82,707 | 76,696 | 74,607 | 74,840 | 74,398 | 73,779 | 80,408 | 75,390 | 72,721 | 74,815 | 76,696 | 75,792 | 461,537 | 451,312 | 912,849 |
| Osun | 27,960 | 27,719 | 21,737 | 21,783 | 22,032 | 21,823 | 22,555 | 21,882 | 21,153 | 20,902 | 21,069 | 22,003 | 136,506 | 136,112 | 272,618 |
| Oyo | 101,900 | 111,706 | 101,371 | 111,964 | 98,402 | 106,166 | 96,823 | 105,288 | 93,506 | 101,412 | 99,213 | 107,925 | 591,215 | 644,461 | 1,235,676 |
| Plateau | 54,402 | 53,913 | 46,685 | 46,287 | 43,494 | 42,723 | 38,937 | 37,645 | 33,820 | 32,827 | 28,147 | 27,000 | 245,485 | 240,395 | 485,880 |
| Rivers | 13,234 | 12,976 | 13,122 | 13,262 | 14,341 | 14,449 | 15,001 | 15,376 | 14,656 | 15,087 | 12,822 | 13,525 | 83,176 | 84,675 | 167,851 |
| Sokoto | 90,340 | 71,658 | 83,085 | 59,384 | 75,110 | 49,215 | 60,935 | 37,593 | 46,098 | 29,015 | 35,367 | 22,167 | 390,935 | 269,032 | 659,967 |
| Taraba | 64,832 | 53,855 | 55,750 | 46,125 | 51,865 | 43,024 | 45,458 | 38,100 | 40,209 | 33,120 | 34,122 | 27,299 | 292,236 | 241,523 | 533,759 |
| Yobe | 56,388 | 47,066 | 52,225 | 43,762 | 49,550 | 41,803 | 45,118 | 37,177 | 40,185 | 33,048 | 34,851 | 28,610 | 278,317 | 231,466 | 509,783 |
| Zamfara | 77,793 | 47,107 | 70,894 | 42,179 | 60,230 | 34,355 | 46,129 | 27,196 | 38,565 | 23,310 | 33,277 | 19,448 | 326,888 | 193,595 | 520,483 |
| Total | 2,320,730 | 2,211,695 | 2,110,396 | 1,958,161 | 2,002,479 | 1,843,382 | 1,872,621 | 1,695,637 | 2,002,479 | 1,843,382 | 2,002,479 | 1,843,382 | 11,618,213 | 10,766,542 | 22,384,755 |

2.4.2.2 Statistics on Enrolment in States by Class and Gender in Private Primary Schools

Table 2.10: Primary School Enrolment in Private Schools by State, Class and Gender, 2017/2018

| State | Primary 1 | | Primary 2 | | Primary 3 | | Primary 4 | | Primary 5 | | Primary 6 | | Total | | |
|--------------|----------------|----------------|----------------|----------------|----------------|----------------|----------------|----------------|----------------|----------------|----------------|----------------|------------------|------------------|------------------|
| | Male | Female | Male | Female | Male | Female | Male | Female | Male | Female | Male | Female | Male | Female | Total |
| Abia | 10,369 | 10,676 | 9,782 | 10,199 | 9,802 | 10,037 | 9,707 | 10,081 | 8,438 | 8,954 | 5,351 | 5,416 | 53,449 | 55,363 | 108,812 |
| Adamawa | 11,573 | 11,076 | 10,911 | 10,795 | 9,853 | 9,628 | 8,217 | 7,899 | 6,629 | 6,095 | 3,902 | 3,464 | 51,085 | 48,957 | 100,042 |
| Akwa-Ibom | 35,659 | 39,506 | 52,657 | 47,229 | 40,498 | 41,220 | 31,395 | 34,799 | 33,926 | 37,317 | 15,209 | 16,263 | 209,344 | 216,334 | 425,678 |
| Anambra | 18,328 | 18,352 | 17,597 | 17,150 | 16,587 | 16,417 | 15,800 | 16,081 | 13,335 | 13,263 | 11,628 | 11,923 | 93,275 | 93,186 | 186,461 |
| Bauchi | 12,920 | 12,493 | 10,815 | 10,738 | 9,608 | 9,456 | 7,695 | 7,998 | 6,643 | 6,515 | 4,312 | 4,232 | 51,993 | 51,432 | 103,425 |
| Bayelsa | 5,809 | 6,069 | 5,645 | 5,961 | 5,355 | 5,550 | 5,034 | 5,254 | 4,049 | 4,130 | 1,199 | 1,164 | 27,091 | 28,128 | 55,219 |
| Benue | 22,084 | 21,975 | 21,372 | 21,346 | 21,254 | 21,071 | 19,425 | 19,320 | 16,423 | 16,215 | 11,444 | 10,300 | 112,002 | 110,227 | 222,229 |
| Borno | 9,384 | 10,109 | 8,708 | 9,797 | 8,080 | 9,113 | 7,276 | 8,059 | 6,612 | 6,713 | 4,265 | 4,955 | 44,325 | 48,746 | 93,071 |
| Cross-River | 11,364 | 11,697 | 10,631 | 10,854 | 9,525 | 9,728 | 7,629 | 7,791 | 5,344 | 5,166 | 2,015 | 1,880 | 46,508 | 47,116 | 93,624 |
| Delta | 17,411 | 18,173 | 16,594 | 17,051 | 16,027 | 15,951 | 14,810 | 14,799 | 11,930 | 12,336 | 5,982 | 5,966 | 82,754 | 84,276 | 167,030 |
| Ebonyi | 9,885 | 9,990 | 9,092 | 9,237 | 8,736 | 8,900 | 7,790 | 7,939 | 6,552 | 6,846 | 5,272 | 5,233 | 47,327 | 48,145 | 95,472 |
| Edo | 11,992 | 11,875 | 11,112 | 12,013 | 10,761 | 10,831 | 10,494 | 10,260 | 9,020 | 8,874 | 3,986 | 3,881 | 57,365 | 57,734 | 115,099 |
| Ekiti | 6,039 | 6,155 | 5,444 | 5,582 | 5,129 | 4,941 | 4,024 | 4,068 | 3,114 | 3,056 | 1,099 | 1,123 | 24,849 | 24,925 | 49,774 |
| Enugu | 9,412 | 9,304 | 8,639 | 8,469 | 8,528 | 8,517 | 7,918 | 7,915 | 6,874 | 7,027 | 4,943 | 5,151 | 46,314 | 46,383 | 92,697 |
| FCT-Abuja | 7,985 | 8,194 | 7,141 | 7,416 | 6,692 | 6,959 | 5,915 | 5,759 | 4,558 | 4,433 | 1,482 | 1,270 | 33,773 | 34,031 | 67,804 |
| Gombe | 7,712 | 7,037 | 7,045 | 6,486 | 6,328 | 5,818 | 5,554 | 4,815 | 4,498 | 3,910 | 3,138 | 2,600 | 34,275 | 30,666 | 64,941 |
| Imo | 17,283 | 17,241 | 16,708 | 16,814 | 16,209 | 16,420 | 15,468 | 15,720 | 13,263 | 13,446 | 9,484 | 9,680 | 88,415 | 89,321 | 177,736 |
| Jigawa | 12,410 | 8,864 | 7,498 | 7,277 | 6,889 | 6,576 | 5,197 | 5,524 | 3,818 | 3,930 | 3,519 | 3,446 | 39,331 | 35,617 | 74,948 |
| Kaduna | 28,317 | 26,881 | 26,140 | 25,660 | 25,429 | 23,820 | 20,659 | 20,625 | 17,573 | 17,576 | 10,742 | 10,189 | 128,860 | 124,751 | 253,611 |
| Kano | 25,776 | 26,931 | 23,735 | 24,833 | 21,780 | 23,173 | 19,196 | 20,084 | 14,539 | 15,150 | 8,666 | 9,446 | 113,692 | 119,617 | 233,309 |
| Katsina | 21,381 | 18,145 | 17,809 | 14,952 | 15,186 | 12,742 | 10,219 | 9,471 | 7,896 | 7,114 | 5,118 | 4,604 | 77,609 | 67,028 | 144,637 |
| Kebbi | 56,649 | 45,765 | 40,939 | 33,277 | 29,571 | 24,511 | 22,231 | 18,846 | 17,017 | 13,927 | 12,452 | 9,479 | 178,859 | 145,805 | 324,664 |
| Kogi | 11,395 | 11,497 | 11,467 | 11,701 | 11,031 | 11,299 | 10,315 | 10,387 | 9,107 | 8,965 | 6,666 | 6,472 | 59,981 | 60,321 | 120,302 |
| Kwara | 12,199 | 12,283 | 11,471 | 11,509 | 10,663 | 10,839 | 9,417 | 9,341 | 7,753 | 7,521 | 2,069 | 2,111 | 53,572 | 53,604 | 107,176 |
| Lagos | 50,163 | 50,472 | 47,376 | 48,015 | 45,384 | 45,794 | 42,547 | 42,628 | 35,245 | 35,626 | 18,219 | 18,260 | 238,934 | 240,795 | 479,729 |
| Nasarawa | 17,269 | 17,165 | 15,974 | 15,840 | 15,040 | 14,504 | 13,613 | 12,876 | 10,726 | 10,031 | 3,458 | 3,228 | 76,080 | 73,644 | 149,724 |
| Niger | 23,027 | 20,774 | 19,697 | 18,064 | 18,065 | 16,134 | 15,239 | 13,854 | 11,852 | 10,905 | 6,792 | 5,856 | 94,672 | 85,587 | 180,259 |
| Ogun | 21,533 | 21,390 | 20,951 | 21,129 | 19,830 | 20,379 | 18,969 | 19,440 | 17,291 | 17,566 | 12,574 | 12,828 | 111,148 | 112,732 | 223,880 |
| Ondo | 12,926 | 13,454 | 12,421 | 13,051 | 11,606 | 12,174 | 10,985 | 10,890 | 9,482 | 9,402 | 6,658 | 6,611 | 64,078 | 65,582 | 129,660 |
| Osun | 14,867 | 15,470 | 14,176 | 14,561 | 13,480 | 13,591 | 12,047 | 12,467 | 8,706 | 9,795 | 2,228 | 2,106 | 65,504 | 67,990 | 133,494 |
| Oyo | 22,561 | 23,146 | 21,898 | 22,160 | 20,756 | 21,354 | 18,559 | 19,132 | 15,697 | 16,198 | 5,107 | 5,533 | 104,578 | 107,523 | 212,101 |
| Plateau | 13,555 | 13,174 | 13,196 | 12,334 | 11,929 | 11,861 | 10,527 | 10,370 | 8,652 | 8,096 | 2,462 | 2,316 | 60,321 | 58,151 | 118,472 |
| Rivers | 14,142 | 14,564 | 13,681 | 13,802 | 13,221 | 13,235 | 12,316 | 12,735 | 10,473 | 10,868 | 3,573 | 3,542 | 67,406 | 68,746 | 136,152 |
| Sokoto | 4,545 | 4,167 | 4,330 | 4,066 | 4,137 | 3,705 | 3,499 | 3,268 | 3,019 | 2,679 | 1,634 | 1,454 | 21,164 | 19,339 | 40,503 |
| Taraba | 15,550 | 14,471 | 14,535 | 13,503 | 13,755 | 12,602 | 11,597 | 10,612 | 9,351 | 8,473 | 5,957 | 5,476 | 70,745 | 65,137 | 135,882 |
| Yobe | 3,354 | 3,169 | 2,958 | 3,051 | 2,552 | 2,680 | 2,369 | 2,303 | 2,009 | 2,024 | 1,611 | 1,495 | 14,853 | 14,722 | 29,575 |
| Zamfara | 9,553 | 9,383 | 6,362 | 5,595 | 5,462 | 4,793 | 4,016 | 3,588 | 3,031 | 2,852 | 1,484 | 1,321 | 29,908 | 27,532 | 57,440 |
| Total | 616,381 | 601,087 | 576,507 | 561,517 | 524,738 | 516,323 | 457,668 | 456,998 | 384,445 | 382,994 | 215,700 | 210,274 | 2,775,439 | 2,729,193 | 5,504,632 |

2.4.2.3 Statistics on Enrolment in States by Class and Gender in Public and Private Primary Schools

Table 2.11: Primary School Enrolment in Public and Private Schools by State, Class and Gender, 2017/2018

| State | Primary 1 | | Primary 2 | | Primary 3 | | Primary 4 | | Primary 5 | | Primary 6 | | Total | | |
|--------------|------------------|------------------|------------------|------------------|------------------|------------------|------------------|------------------|------------------|------------------|------------------|------------------|-------------------|-------------------|-------------------|
| | Male | Female | Male | Female | Male | Female | Male | Female | Male | Female | Male | Female | Male | Female | Total |
| Abia | 21,618 | 21,779 | 20,709 | 20,976 | 21,163 | 21,336 | 21,805 | 21,664 | 20,148 | 20,363 | 17,569 | 17,319 | 123,012 | 123,437 | 246,449 |
| Adamawa | 67,497 | 62,122 | 61,568 | 58,536 | 59,686 | 55,564 | 56,453 | 51,777 | 51,256 | 46,447 | 47,436 | 41,867 | 343,896 | 316,313 | 660,209 |
| Akwa-Ibom | 149,256 | 159,506 | 163,495 | 163,644 | 152,283 | 159,801 | 163,299 | 148,497 | 142,055 | 150,975 | 118,590 | 128,711 | 888,978 | 911,134 | 1,800,112 |
| Anambra | 46,118 | 46,148 | 46,791 | 45,765 | 45,832 | 44,792 | 44,812 | 45,256 | 42,318 | 41,459 | 44,926 | 45,399 | 270,797 | 268,819 | 539,616 |
| Bauchi | 111,897 | 99,747 | 98,353 | 87,924 | 88,151 | 77,243 | 74,713 | 65,573 | 67,453 | 57,588 | 56,907 | 49,262 | 497,474 | 437,337 | 934,811 |
| Bayelsa | 13,437 | 13,608 | 12,525 | 12,884 | 12,203 | 12,161 | 12,191 | 12,375 | 10,684 | 10,561 | 7,015 | 6,810 | 68,055 | 68,399 | 136,454 |
| Benue | 63,342 | 60,484 | 57,925 | 55,043 | 54,958 | 52,019 | 49,168 | 46,183 | 41,651 | 38,298 | 33,370 | 27,857 | 300,414 | 279,884 | 580,298 |
| Borno | 59,811 | 56,903 | 57,575 | 55,281 | 57,595 | 54,503 | 52,230 | 48,597 | 46,295 | 43,597 | 41,929 | 40,993 | 315,435 | 299,874 | 615,309 |
| Cross-River | 24,256 | 24,015 | 24,023 | 23,749 | 24,007 | 23,658 | 21,995 | 21,896 | 19,279 | 18,289 | 14,099 | 13,041 | 127,659 | 124,648 | 252,307 |
| Delta | 41,988 | 42,042 | 41,136 | 41,229 | 42,539 | 41,834 | 42,711 | 41,807 | 39,572 | 39,238 | 34,508 | 34,722 | 242,454 | 240,872 | 483,326 |
| Ebonyi | 36,499 | 37,021 | 35,356 | 35,722 | 35,352 | 36,245 | 34,244 | 34,407 | 34,062 | 34,692 | 32,627 | 33,205 | 208,140 | 211,292 | 419,432 |
| Edo | 35,505 | 34,190 | 32,839 | 32,807 | 33,342 | 32,457 | 33,927 | 32,809 | 31,768 | 31,014 | 28,693 | 28,002 | 196,074 | 191,279 | 387,353 |
| Ekiti | 21,004 | 21,733 | 19,648 | 19,919 | 19,112 | 19,231 | 16,059 | 17,818 | 17,037 | 16,723 | 15,901 | 15,581 | 108,761 | 111,005 | 219,766 |
| Enugu | 24,692 | 24,172 | 22,995 | 22,398 | 23,372 | 22,694 | 22,970 | 22,088 | 21,578 | 20,923 | 20,540 | 20,110 | 136,147 | 132,385 | 268,532 |
| FCT-Abuja | 25,462 | 25,547 | 25,639 | 25,878 | 25,708 | 26,111 | 24,956 | 25,162 | 22,477 | 22,643 | 19,323 | 18,971 | 143,565 | 144,312 | 287,877 |
| Gombe | 60,964 | 51,441 | 53,490 | 45,898 | 49,539 | 42,397 | 42,264 | 36,885 | 38,051 | 32,123 | 33,334 | 26,776 | 277,642 | 235,520 | 513,162 |
| Imo | 100,069 | 97,619 | 98,631 | 96,255 | 101,792 | 97,957 | 101,175 | 98,144 | 98,372 | 93,966 | 93,730 | 90,700 | 593,769 | 574,641 | 1,168,410 |
| Jigawa | 101,199 | 97,021 | 84,032 | 80,036 | 77,584 | 71,533 | 68,497 | 62,586 | 63,246 | 56,567 | 57,064 | 51,096 | 451,622 | 418,839 | 870,461 |
| Kaduna | 217,395 | 204,351 | 190,892 | 181,341 | 172,668 | 163,721 | 135,709 | 127,350 | 116,085 | 107,111 | 93,407 | 87,864 | 926,156 | 871,738 | 1,797,894 |
| Kano | 331,738 | 397,716 | 301,406 | 309,811 | 285,111 | 288,575 | 262,498 | 258,567 | 231,569 | 227,652 | 202,779 | 196,920 | 1,615,101 | 1,679,241 | 3,294,342 |
| Katsina | 219,427 | 210,292 | 193,799 | 176,391 | 174,523 | 153,490 | 154,803 | 135,048 | 143,177 | 125,609 | 131,770 | 109,747 | 1,017,499 | 910,577 | 1,928,076 |
| Kebbi | 127,379 | 88,679 | 99,724 | 68,871 | 77,628 | 54,134 | 65,496 | 45,592 | 57,897 | 38,880 | 47,649 | 29,933 | 475,773 | 326,089 | 801,862 |
| Kogi | 34,747 | 34,472 | 32,928 | 33,024 | 32,307 | 32,475 | 30,879 | 30,456 | 28,561 | 27,897 | 25,330 | 24,023 | 184,752 | 182,347 | 367,099 |
| Kwara | 30,176 | 28,005 | 26,865 | 25,674 | 26,092 | 24,969 | 24,817 | 23,537 | 22,078 | 20,273 | 17,195 | 15,491 | 147,223 | 137,949 | 285,172 |
| Lagos | 75,566 | 75,508 | 74,769 | 76,016 | 76,768 | 77,481 | 78,062 | 79,268 | 78,062 | 79,151 | 58,984 | 61,425 | 442,211 | 448,849 | 891,060 |
| Nasarawa | 45,899 | 41,297 | 40,801 | 37,576 | 38,900 | 35,774 | 36,011 | 32,539 | 31,954 | 29,379 | 23,639 | 20,349 | 217,204 | 196,914 | 414,118 |
| Niger | 113,007 | 89,935 | 94,754 | 75,040 | 82,867 | 65,297 | 70,705 | 56,280 | 59,362 | 47,098 | 47,341 | 37,026 | 468,036 | 370,676 | 838,712 |
| Ogun | 56,554 | 53,735 | 51,202 | 50,281 | 49,815 | 48,921 | 50,561 | 49,462 | 49,126 | 48,457 | 43,693 | 43,216 | 300,951 | 294,072 | 595,023 |
| Ondo | 95,633 | 90,150 | 87,028 | 87,891 | 86,004 | 85,953 | 91,393 | 86,280 | 82,203 | 84,217 | 83,354 | 82,403 | 525,615 | 516,894 | 1,042,509 |
| Osun | 42,827 | 43,189 | 35,913 | 36,344 | 35,512 | 35,414 | 34,602 | 34,349 | 29,859 | 30,697 | 23,297 | 24,109 | 202,010 | 204,102 | 406,112 |
| Oyo | 124,461 | 134,852 | 123,269 | 134,124 | 119,158 | 127,520 | 115,382 | 124,420 | 109,203 | 117,610 | 104,320 | 113,458 | 695,793 | 751,984 | 1,447,777 |
| Plateau | 67,957 | 67,087 | 59,881 | 58,621 | 55,423 | 54,584 | 49,464 | 48,015 | 42,472 | 40,923 | 30,609 | 29,316 | 305,806 | 298,546 | 604,352 |
| Rivers | 27,376 | 27,540 | 26,803 | 27,064 | 27,562 | 27,684 | 27,317 | 28,111 | 25,129 | 25,955 | 16,395 | 17,067 | 150,582 | 153,421 | 304,003 |
| Sokoto | 94,885 | 75,825 | 87,415 | 63,450 | 79,247 | 52,920 | 64,434 | 40,861 | 49,117 | 31,694 | 37,001 | 23,621 | 412,099 | 288,371 | 700,470 |
| Taraba | 80,382 | 68,326 | 70,285 | 59,628 | 65,620 | 55,626 | 57,055 | 48,712 | 49,560 | 41,593 | 40,079 | 32,775 | 362,981 | 306,660 | 669,641 |
| Yobe | 59,742 | 50,235 | 55,183 | 46,813 | 52,102 | 44,483 | 47,487 | 39,480 | 42,194 | 35,072 | 36,462 | 30,105 | 293,170 | 246,188 | 539,358 |
| Zamfara | 87,346 | 56,490 | 77,256 | 47,774 | 65,692 | 39,148 | 50,145 | 30,784 | 41,596 | 26,162 | 34,761 | 20,769 | 356,796 | 221,127 | 577,923 |
| Total | 2,937,111 | 2,812,782 | 2,686,903 | 2,519,678 | 2,527,217 | 2,359,705 | 2,330,289 | 2,152,635 | 2,096,506 | 1,960,896 | 1,815,626 | 1,690,039 | 14,393,652 | 13,495,735 | 27,889,387 |

2.4.3.1 Statistics on Enrolment in States by Age and Gender in Public Primary Schools

Table 2.12 : Primary School Enrolment in Public Schools by State, Age and Gender, 2017-2018

| S/N | State | Below 6 Yrs. | | | 6 - 11 Years | | | Above 11 Years | | | TOTAL | | |
|-----|--------------|----------------|----------------|------------------|-------------------|------------------|-------------------|----------------|----------------|------------------|-------------------|-------------------|-------------------|
| | | Male | Female | Total | Male | Female | Total | Male | Female | Total | Male | Female | Total |
| 1 | Abia | 2,757 | 2,754 | 5,511 | 61,951 | 60,703 | 122,654 | 4,855 | 4,617 | 9,472 | 69,563 | 68,074 | 137,637 |
| 2 | Adamawa | 21,950 | 19,758 | 41,708 | 245,013 | 225,454 | 470,467 | 25,848 | 22,144 | 47,992 | 292,811 | 267,356 | 560,167 |
| 3 | Akwa-Ibom | 52,599 | 55,002 | 107,601 | 601,892 | 612,658 | 1,214,550 | 25,143 | 27,140 | 52,283 | 679,634 | 694,800 | 1,374,434 |
| 4 | Anambra | 7,282 | 7,480 | 14,762 | 151,964 | 151,048 | 303,012 | 18,276 | 17,105 | 35,381 | 177,522 | 175,633 | 353,155 |
| 5 | Bauchi | 30,618 | 27,769 | 58,387 | 385,019 | 331,404 | 716,423 | 29,844 | 26,732 | 56,576 | 445,481 | 385,905 | 831,386 |
| 6 | Bayelsa | 3,454 | 3,422 | 6,876 | 34,186 | 33,813 | 67,999 | 3,324 | 3,036 | 6,360 | 40,964 | 40,271 | 81,235 |
| 7 | Benue | 17,063 | 15,801 | 32,864 | 154,932 | 140,207 | 295,139 | 16,417 | 13,649 | 30,066 | 188,412 | 169,657 | 358,069 |
| 8 | Borno | 13,880 | 12,273 | 26,153 | 231,721 | 216,247 | 447,968 | 25,509 | 22,608 | 48,117 | 271,110 | 251,128 | 522,238 |
| 9 | Cross-River | 5,174 | 5,098 | 10,272 | 69,103 | 66,040 | 135,143 | 6,874 | 6,394 | 13,268 | 81,151 | 77,532 | 158,683 |
| 10 | Delta | 6,139 | 6,066 | 12,205 | 142,634 | 140,023 | 282,657 | 10,927 | 10,507 | 21,434 | 159,700 | 156,596 | 316,296 |
| 11 | Ebonyi | 4,701 | 5,017 | 9,718 | 143,908 | 145,673 | 289,581 | 12,204 | 12,457 | 24,661 | 160,813 | 163,147 | 323,960 |
| 12 | Edo | 5,393 | 5,142 | 10,535 | 124,404 | 119,832 | 244,236 | 8,912 | 8,571 | 17,483 | 138,709 | 133,545 | 272,254 |
| 13 | Ekiti | 4,819 | 5,056 | 9,875 | 73,199 | 75,337 | 148,536 | 5,894 | 5,687 | 11,581 | 83,912 | 86,080 | 169,992 |
| 14 | Enugu | 3,544 | 2,921 | 6,465 | 76,694 | 74,365 | 151,059 | 9,595 | 8,716 | 18,311 | 89,833 | 86,002 | 175,835 |
| 15 | Fct-Abuja | 3,498 | 3,424 | 6,922 | 93,686 | 94,373 | 188,059 | 12,608 | 12,484 | 25,092 | 109,792 | 110,281 | 220,073 |
| 16 | Gombe | 15,889 | 13,546 | 29,435 | 209,172 | 176,498 | 385,670 | 18,306 | 14,810 | 33,116 | 243,367 | 204,854 | 448,221 |
| 17 | Imo | 8,902 | 8,898 | 17,800 | 483,852 | 463,950 | 947,802 | 12,600 | 12,472 | 25,072 | 505,354 | 485,320 | 990,674 |
| 18 | Jigawa | 30,946 | 29,405 | 60,351 | 358,726 | 333,218 | 691,944 | 22,619 | 20,599 | 43,218 | 412,291 | 383,222 | 795,513 |
| 19 | Kaduna | 55,285 | 51,322 | 106,607 | 683,987 | 638,761 | 1,322,748 | 58,024 | 56,904 | 114,928 | 797,296 | 746,987 | 1,544,283 |
| 20 | Kano | 96,768 | 118,420 | 215,188 | 1,287,231 | 1,320,816 | 2,608,047 | 117,410 | 120,388 | 237,798 | 1,501,409 | 1,559,624 | 3,061,033 |
| 21 | Katsina | 31,164 | 30,034 | 61,198 | 852,233 | 765,847 | 1,618,080 | 56,493 | 47,668 | 104,161 | 939,890 | 843,549 | 1,783,439 |
| 22 | Kebbi | 17,936 | 11,114 | 29,050 | 255,281 | 155,653 | 410,934 | 23,697 | 13,517 | 37,214 | 296,914 | 180,284 | 477,198 |
| 23 | Kogi | 8,728 | 8,241 | 16,969 | 107,589 | 105,516 | 213,105 | 8,454 | 8,269 | 16,723 | 124,771 | 122,026 | 246,797 |
| 24 | Kwara | 4,885 | 4,300 | 9,185 | 81,481 | 73,375 | 154,856 | 7,285 | 6,670 | 13,955 | 93,651 | 84,345 | 177,996 |
| 25 | Lagos | 2,383 | 2,461 | 4,844 | 174,577 | 178,203 | 352,780 | 26,317 | 27,390 | 53,707 | 203,277 | 208,054 | 411,331 |
| 26 | Nasarawa | 13,254 | 11,151 | 24,405 | 116,892 | 102,035 | 218,927 | 10,978 | 10,084 | 21,062 | 141,124 | 123,270 | 264,394 |
| 27 | Niger | 36,301 | 28,262 | 64,563 | 315,503 | 240,112 | 555,615 | 21,560 | 16,715 | 38,275 | 373,364 | 285,089 | 658,453 |
| 28 | Ogun | 3,553 | 3,380 | 6,933 | 169,758 | 162,817 | 332,575 | 16,492 | 15,143 | 31,635 | 189,803 | 181,340 | 371,143 |
| 29 | Ondo | 28,553 | 27,166 | 55,719 | 406,787 | 396,237 | 803,024 | 26,197 | 27,909 | 54,106 | 461,537 | 451,312 | 912,849 |
| 30 | Osun | 1,880 | 1,930 | 3,810 | 131,216 | 130,610 | 261,826 | 3,410 | 3,572 | 6,982 | 136,506 | 136,112 | 272,618 |
| 31 | Oyo | 27,720 | 30,315 | 58,035 | 524,006 | 570,605 | 1,094,611 | 39,489 | 43,541 | 83,030 | 591,215 | 644,461 | 1,235,676 |
| 32 | Plateau | 17,573 | 17,118 | 34,691 | 209,990 | 205,333 | 415,323 | 17,922 | 17,944 | 35,866 | 245,485 | 240,395 | 485,880 |
| 33 | Rivers | 4,560 | 4,597 | 9,157 | 70,887 | 71,665 | 142,552 | 7,729 | 8,413 | 16,142 | 83,176 | 84,675 | 167,851 |
| 34 | Sokoto | 31,812 | 25,115 | 56,927 | 339,617 | 231,226 | 570,843 | 19,506 | 12,691 | 32,197 | 390,935 | 269,032 | 659,967 |
| 35 | Taraba | 24,021 | 20,673 | 44,694 | 252,398 | 208,379 | 460,777 | 15,817 | 12,471 | 28,288 | 292,236 | 241,523 | 533,759 |
| 36 | Yobe | 15,869 | 12,656 | 28,525 | 246,592 | 204,293 | 450,885 | 15,856 | 14,517 | 30,373 | 278,317 | 231,466 | 509,783 |
| 37 | Zamfara | 25,308 | 14,338 | 39,646 | 283,738 | 167,764 | 451,502 | 17,842 | 11,493 | 29,335 | 326,888 | 193,595 | 520,483 |
| | Total | 686,161 | 651,425 | 1,337,586 | 10,151,819 | 9,390,090 | 19,541,909 | 780,233 | 725,027 | 1,505,260 | 11,618,213 | 10,766,542 | 22,384,755 |

2.4.3.2 Statistics on Enrolment in States by Age and Gender in Private Primary Schools

Table 2.13: Primary School Enrolment in Private Schools by State, Age and Gender

| S/N | State | Below 6 Yrs. | | | 6 - 11 Years | | | Above 11 Years | | | TOTAL | | |
|-----|--------------|----------------|----------------|----------------|------------------|------------------|------------------|----------------|----------------|----------------|------------------|------------------|------------------|
| | | Male | Female | Total | Male | Female | Total | Male | Female | Total | Male | Female | Total |
| 1 | Abia | 4,042 | 4,110 | 8,152 | 47,788 | 49,699 | 97,487 | 1,619 | 1,554 | 3,173 | 53,449 | 55,363 | 108,812 |
| 2 | Adamawa | 3,581 | 3,478 | 7,059 | 43,621 | 41,948 | 85,569 | 3,883 | 3,531 | 7,414 | 51,085 | 48,957 | 100,042 |
| 3 | Akwa-Ibom | 18,079 | 19,118 | 37,197 | 186,007 | 191,840 | 377,847 | 5,258 | 5,376 | 10,634 | 209,344 | 216,334 | 425,678 |
| 4 | Anambra | 5,462 | 5,521 | 10,983 | 83,591 | 83,402 | 166,993 | 4,222 | 4,263 | 8,485 | 93,275 | 93,186 | 186,461 |
| 5 | Bauchi | 4,560 | 4,482 | 9,042 | 43,758 | 42,483 | 86,241 | 3,675 | 4,467 | 8,142 | 51,993 | 51,432 | 103,425 |
| 6 | Bayelsa | 2,115 | 2,285 | 4,400 | 23,489 | 24,431 | 47,920 | 1,487 | 1,412 | 2,899 | 27,091 | 28,128 | 55,219 |
| 7 | Benue | 8,895 | 8,713 | 17,608 | 92,663 | 91,729 | 184,392 | 10,444 | 9,785 | 20,229 | 112,002 | 110,227 | 222,229 |
| 8 | Borno | 2,715 | 2,900 | 5,615 | 36,734 | 39,474 | 76,208 | 4,876 | 6,372 | 11,248 | 44,325 | 48,746 | 93,071 |
| 9 | Cross-River | 4,367 | 4,789 | 9,156 | 40,917 | 41,161 | 82,078 | 1,224 | 1,166 | 2,390 | 46,508 | 47,116 | 93,624 |
| 10 | Delta | 6,438 | 6,693 | 13,131 | 74,171 | 75,523 | 149,694 | 2,145 | 2,060 | 4,205 | 82,754 | 84,276 | 167,030 |
| 11 | Ebonyi | 3,291 | 3,569 | 6,860 | 40,744 | 41,337 | 82,081 | 3,292 | 3,239 | 6,531 | 47,327 | 48,145 | 95,472 |
| 12 | Edo | 4,095 | 4,047 | 8,142 | 51,684 | 52,252 | 103,936 | 1,586 | 1,435 | 3,021 | 57,365 | 57,734 | 115,099 |
| 13 | Ekiti | 2,279 | 2,446 | 4,725 | 21,529 | 21,560 | 43,089 | 1,041 | 919 | 1,960 | 24,849 | 24,925 | 49,774 |
| 14 | Enugu | 2,548 | 2,660 | 5,208 | 41,871 | 41,806 | 83,677 | 1,895 | 1,917 | 3,812 | 46,314 | 46,383 | 92,697 |
| 15 | FCT-Abuja | 3,502 | 3,684 | 7,186 | 29,719 | 29,873 | 59,592 | 552 | 474 | 1,026 | 33,773 | 34,031 | 67,804 |
| 16 | Gombe | 1,753 | 1,836 | 3,589 | 29,412 | 26,204 | 55,616 | 3,110 | 2,626 | 5,736 | 34,275 | 30,666 | 64,941 |
| 17 | Imo | 5,253 | 5,330 | 10,583 | 80,784 | 81,550 | 162,334 | 2,378 | 2,441 | 4,819 | 88,415 | 89,321 | 177,736 |
| 18 | Jigawa | 2,337 | 2,549 | 4,886 | 33,344 | 29,265 | 62,609 | 3,650 | 3,803 | 7,453 | 39,331 | 35,617 | 74,948 |
| 19 | Kaduna | 10,287 | 10,217 | 20,504 | 105,127 | 100,251 | 205,378 | 13,446 | 14,283 | 27,729 | 128,860 | 124,751 | 253,611 |
| 20 | Kano | 7,030 | 7,311 | 14,341 | 98,870 | 103,319 | 202,189 | 7,792 | 8,987 | 16,779 | 113,692 | 119,617 | 233,309 |
| 21 | Katsina | 3,888 | 3,179 | 7,067 | 68,585 | 59,300 | 127,885 | 5,136 | 4,549 | 9,685 | 77,609 | 67,028 | 144,637 |
| 22 | Kebbi | 17,583 | 14,889 | 32,472 | 144,629 | 117,252 | 261,881 | 16,647 | 13,664 | 30,311 | 178,859 | 145,805 | 324,664 |
| 23 | Kogi | 5,743 | 5,830 | 11,573 | 50,596 | 50,798 | 101,394 | 3,642 | 3,693 | 7,335 | 59,981 | 60,321 | 120,302 |
| 24 | Kwara | 3,673 | 3,873 | 7,546 | 47,092 | 47,202 | 94,294 | 2,807 | 2,529 | 5,336 | 53,572 | 53,604 | 107,176 |
| 25 | Lagos | 21,679 | 22,420 | 44,099 | 212,639 | 213,965 | 426,604 | 4,616 | 4,410 | 9,026 | 238,934 | 240,795 | 479,729 |
| 26 | Nasarawa | 8,394 | 8,311 | 16,705 | 64,255 | 61,936 | 126,191 | 3,431 | 3,397 | 6,828 | 76,080 | 73,644 | 149,724 |
| 27 | Niger | 8,577 | 7,867 | 16,444 | 78,849 | 70,846 | 149,695 | 7,246 | 6,874 | 14,120 | 94,672 | 85,587 | 180,259 |
| 28 | Ogun | 6,869 | 7,259 | 14,128 | 100,649 | 102,056 | 202,705 | 3,630 | 3,417 | 7,047 | 111,148 | 112,732 | 223,880 |
| 29 | Ondo | 5,639 | 5,893 | 11,532 | 55,632 | 56,993 | 112,625 | 2,807 | 2,696 | 5,503 | 64,078 | 65,582 | 129,660 |
| 30 | Osun | 4,538 | 4,771 | 9,309 | 57,419 | 59,878 | 117,297 | 3,547 | 3,341 | 6,888 | 65,504 | 67,990 | 133,494 |
| 31 | Oyo | 6,806 | 7,091 | 13,897 | 93,663 | 96,620 | 190,283 | 4,109 | 3,812 | 7,921 | 104,578 | 107,523 | 212,101 |
| 32 | Plateau | 4,223 | 4,105 | 8,328 | 52,312 | 50,443 | 102,755 | 3,786 | 3,603 | 7,389 | 60,321 | 58,151 | 118,472 |
| 33 | Rivers | 6,973 | 7,386 | 14,359 | 58,715 | 59,658 | 118,373 | 1,718 | 1,702 | 3,420 | 67,406 | 68,746 | 136,152 |
| 34 | Sokoto | 1,237 | 1,177 | 2,414 | 18,775 | 17,244 | 36,019 | 1,152 | 918 | 2,070 | 21,164 | 19,339 | 40,503 |
| 35 | Taraba | 6,100 | 5,581 | 11,681 | 58,586 | 53,771 | 112,357 | 6,059 | 5,785 | 11,844 | 70,745 | 65,137 | 135,882 |
| 36 | Yobe | 744 | 753 | 1,497 | 13,224 | 13,050 | 26,274 | 885 | 919 | 1,804 | 14,853 | 14,722 | 29,575 |
| 37 | Zamfara | 3,010 | 2,957 | 5,967 | 25,238 | 23,179 | 48,417 | 1,660 | 1,396 | 3,056 | 29,908 | 27,532 | 57,440 |
| | Total | 218,305 | 219,080 | 437,385 | 2,406,681 | 2,363,298 | 4,769,979 | 150,453 | 146,815 | 297,268 | 2,775,439 | 2,729,193 | 5,504,632 |

2.4.3.3 Statistics on Enrolment in States by Age and Gender in Public and Private Primary Schools

Table 2.14: Primary School Enrolment in Public and Private Schools by State, Age and Gender

| S/N | State | Below 6 Yrs. | | | 6 - 11 Years | | | Above 11 Years | | | TOTAL | | |
|-----|--------------|----------------|----------------|------------------|-------------------|-------------------|-------------------|----------------|----------------|------------------|-------------------|-------------------|-------------------|
| | | Male | Female | Total | Male | Female | Total | Male | Female | Total | Male | Female | Total |
| 1 | Abia | 6,799 | 6,864 | 13,663 | 109,739 | 110,402 | 220,141 | 6,474 | 6,171 | 12,645 | 123,012 | 123,437 | 246,449 |
| 2 | Adamawa | 25,531 | 23,236 | 48,767 | 288,634 | 267,402 | 556,036 | 29,731 | 25,675 | 55,406 | 343,896 | 316,313 | 660,209 |
| 3 | Akwa-Ibom | 70,678 | 74,120 | 144,798 | 787,899 | 804,498 | 1,592,397 | 30,401 | 32,516 | 62,917 | 888,978 | 911,134 | 1,800,112 |
| 4 | Anambra | 12,744 | 13,001 | 25,745 | 235,555 | 234,450 | 470,005 | 22,498 | 21,368 | 43,866 | 270,797 | 268,819 | 539,616 |
| 5 | Bauchi | 35,178 | 32,251 | 67,429 | 428,777 | 373,887 | 802,664 | 33,519 | 31,199 | 64,718 | 497,474 | 437,337 | 934,811 |
| 6 | Bayelsa | 5,569 | 5,707 | 11,276 | 57,675 | 58,244 | 115,919 | 4,811 | 4,448 | 9,259 | 68,055 | 68,399 | 136,454 |
| 7 | Benue | 25,958 | 24,514 | 50,472 | 247,595 | 231,936 | 479,531 | 26,861 | 23,434 | 50,295 | 300,414 | 279,884 | 580,298 |
| 8 | Borno | 16,595 | 15,173 | 31,768 | 268,455 | 255,721 | 524,176 | 30,385 | 28,980 | 59,365 | 315,435 | 299,874 | 615,309 |
| 9 | Cross-River | 9,541 | 9,887 | 19,428 | 110,020 | 107,201 | 217,221 | 8,098 | 7,560 | 15,658 | 127,659 | 124,648 | 252,307 |
| 10 | Delta | 12,577 | 12,759 | 25,336 | 216,805 | 215,546 | 432,351 | 13,072 | 12,567 | 25,639 | 242,454 | 240,872 | 483,326 |
| 11 | Ebonyi | 7,992 | 8,586 | 16,578 | 184,652 | 187,010 | 371,662 | 15,496 | 15,696 | 31,192 | 208,140 | 211,292 | 419,432 |
| 12 | Edo | 9,488 | 9,189 | 18,677 | 176,088 | 172,084 | 348,172 | 10,498 | 10,006 | 20,504 | 196,074 | 191,279 | 387,353 |
| 13 | Ekiti | 7,098 | 7,502 | 14,600 | 94,728 | 96,897 | 191,625 | 6,935 | 6,606 | 13,541 | 108,761 | 111,005 | 219,766 |
| 14 | Enugu | 6,092 | 5,581 | 11,673 | 118,565 | 116,171 | 234,736 | 11,490 | 10,633 | 22,123 | 136,147 | 132,385 | 268,532 |
| 15 | FCT-Abuja | 7,000 | 7,108 | 14,108 | 123,405 | 124,246 | 247,651 | 13,160 | 12,958 | 26,118 | 143,565 | 144,312 | 287,877 |
| 16 | Gombe | 17,642 | 15,382 | 33,024 | 238,584 | 202,702 | 441,286 | 21,416 | 17,436 | 38,852 | 277,642 | 235,520 | 513,162 |
| 17 | Imo | 14,155 | 14,228 | 28,383 | 564,636 | 545,500 | 1,110,136 | 14,978 | 14,913 | 29,891 | 593,769 | 574,641 | 1,168,410 |
| 18 | Jigawa | 33,283 | 31,954 | 65,237 | 392,070 | 362,483 | 754,553 | 26,269 | 24,402 | 50,671 | 451,622 | 418,839 | 870,461 |
| 19 | Kaduna | 65,572 | 61,539 | 127,111 | 789,114 | 739,012 | 1,528,126 | 71,470 | 71,187 | 142,657 | 926,156 | 871,738 | 1,797,894 |
| 20 | Kano | 103,798 | 125,731 | 229,529 | 1,386,101 | 1,424,135 | 2,810,236 | 125,202 | 129,375 | 254,577 | 1,615,101 | 1,679,241 | 3,294,342 |
| 21 | Katsina | 35,052 | 33,213 | 68,265 | 920,818 | 825,147 | 1,745,965 | 61,629 | 52,217 | 113,846 | 1,017,499 | 910,577 | 1,928,076 |
| 22 | Kebbi | 35,519 | 26,003 | 61,522 | 399,910 | 272,905 | 672,815 | 40,344 | 27,181 | 67,525 | 475,773 | 326,089 | 801,862 |
| 23 | Kogi | 14,471 | 14,071 | 28,542 | 158,185 | 156,314 | 314,499 | 12,096 | 11,962 | 24,058 | 184,752 | 182,347 | 367,099 |
| 24 | Kwara | 8,558 | 8,173 | 16,731 | 128,573 | 120,577 | 249,150 | 10,092 | 9,199 | 19,291 | 147,223 | 137,949 | 285,172 |
| 25 | Lagos | 24,062 | 24,881 | 48,943 | 387,216 | 392,168 | 779,384 | 30,933 | 31,800 | 62,733 | 442,211 | 448,849 | 891,060 |
| 26 | Nasarawa | 21,648 | 19,462 | 41,110 | 181,147 | 163,971 | 345,118 | 14,409 | 13,481 | 27,890 | 217,204 | 196,914 | 414,118 |
| 27 | Niger | 44,878 | 36,129 | 81,007 | 394,352 | 310,958 | 705,310 | 28,806 | 23,589 | 52,395 | 468,036 | 370,676 | 838,712 |
| 28 | Ogun | 10,422 | 10,639 | 21,061 | 270,407 | 264,873 | 535,280 | 20,122 | 18,560 | 38,682 | 300,951 | 294,072 | 595,023 |
| 29 | Ondo | 34,192 | 33,059 | 67,251 | 462,419 | 453,230 | 915,649 | 29,004 | 30,605 | 59,609 | 525,615 | 516,894 | 1,042,509 |
| 30 | Osun | 6,418 | 6,701 | 13,119 | 188,635 | 190,488 | 379,123 | 6,957 | 6,913 | 13,870 | 202,010 | 204,102 | 406,112 |
| 31 | Oyo | 34,526 | 37,406 | 71,932 | 617,669 | 667,225 | 1,284,894 | 43,598 | 47,353 | 90,951 | 695,793 | 751,984 | 1,447,777 |
| 32 | Plateau | 21,796 | 21,223 | 43,019 | 262,302 | 255,776 | 518,078 | 21,708 | 21,547 | 43,255 | 305,806 | 298,546 | 604,352 |
| 33 | Rivers | 11,533 | 11,983 | 23,516 | 129,602 | 131,323 | 260,925 | 9,447 | 10,115 | 19,562 | 150,582 | 153,421 | 304,003 |
| 34 | Sokoto | 33,049 | 26,292 | 59,341 | 358,392 | 248,470 | 606,862 | 20,658 | 13,609 | 34,267 | 412,099 | 288,371 | 700,470 |
| 35 | Taraba | 30,121 | 26,254 | 56,375 | 310,984 | 262,150 | 573,134 | 21,876 | 18,256 | 40,132 | 362,981 | 306,660 | 669,641 |
| 36 | Yobe | 16,613 | 13,409 | 30,022 | 259,816 | 217,343 | 477,159 | 16,741 | 15,436 | 32,177 | 293,170 | 246,188 | 539,358 |
| 37 | Zamfara | 28,318 | 17,295 | 45,613 | 308,976 | 190,943 | 499,919 | 19,502 | 12,889 | 32,391 | 356,796 | 221,127 | 577,923 |
| | Total | 904,466 | 870,505 | 1,774,971 | 12,558,500 | 11,753,388 | 24,311,888 | 930,686 | 871,842 | 1,802,528 | 14,393,652 | 13,495,735 | 27,889,387 |

2.5 Special Programmes

This section reports on the provision of basic education to Nigerian children who require special interventions to benefit from primary education. This includes children benefiting from special needs, nomadic and migrant fisherfolks education programmes in the various states.

2.5.1.1 Special Needs Education Statistics for Public Primary Schools by State

Table 2.15: Special Needs Children in Inclusive Public Primary Schools by State, Impairment Type and Gender

| S/N | State | No of Sch. | Visual Impairment | | | Hearing Impairment | | | Physical Challenged | | | Mentally Challenged | | | Gifted/Talented | | | Others | | | Grand Total |
|-------|-------------|------------|-------------------|--------|--------|--------------------|--------|--------|---------------------|--------|--------|---------------------|--------|--------|-----------------|--------|---------|--------|--------|--------|-------------|
| | | | Male | Female | Total | Male | Female | Total | Male | Female | Total | Male | Female | Total | Male | Female | Total | Male | Female | Total | |
| 1 | Abia | 359 | 76 | 78 | 154 | 79 | 139 | 218 | 222 | 161 | 383 | 134 | 109 | 243 | 825 | 1,081 | 1,906 | 153 | 141 | 294 | 3,198 |
| 2 | Adamawa | 456 | 382 | 268 | 650 | 299 | 462 | 761 | 494 | 635 | 1,129 | 327 | 299 | 626 | 1,437 | 1,382 | 2,819 | 238 | 397 | 635 | 6,620 |
| 3 | Akwa-Ibom | 434 | 624 | 683 | 1,307 | 767 | 834 | 1,601 | 894 | 955 | 1,849 | 657 | 728 | 1,385 | 5,876 | 6,956 | 12,832 | 512 | 548 | 1,060 | 20,034 |
| 4 | Anambra | 442 | 120 | 132 | 252 | 69 | 78 | 147 | 166 | 152 | 318 | 383 | 311 | 694 | 1,581 | 2,025 | 3,606 | 203 | 182 | 385 | 5,402 |
| 5 | Bauchi | 1,063 | 720 | 658 | 1,378 | 1,331 | 803 | 2,134 | 744 | 868 | 1,612 | 584 | 697 | 1,281 | 2,857 | 2,759 | 5,616 | 603 | 569 | 1,172 | 13,193 |
| 6 | Bayelsa | 36 | 14 | 17 | 31 | 53 | 61 | 114 | 23 | 15 | 38 | 39 | 33 | 72 | 85 | 94 | 179 | 0 | 1 | 1 | 435 |
| 7 | Benue | 456 | 152 | 118 | 270 | 164 | 178 | 342 | 222 | 170 | 392 | 193 | 169 | 362 | 1,199 | 1,089 | 2,288 | 101 | 42 | 143 | 3,797 |
| 8 | Borno | 244 | 523 | 621 | 1,144 | 810 | 176 | 986 | 339 | 321 | 660 | 139 | 143 | 282 | 272 | 246 | 518 | 108 | 108 | 216 | 3,806 |
| 9 | Cross-River | 374 | 861 | 142 | 1,003 | 87 | 108 | 195 | 152 | 108 | 260 | 739 | 117 | 856 | 1,388 | 1,711 | 3,099 | 453 | 501 | 954 | 6,367 |
| 10 | Delta | 279 | 69 | 75 | 144 | 260 | 250 | 510 | 286 | 182 | 468 | 135 | 89 | 224 | 1,453 | 1,089 | 2,542 | 176 | 299 | 475 | 4,363 |
| 11 | Ebonyi | 440 | 199 | 198 | 397 | 217 | 206 | 423 | 217 | 187 | 404 | 198 | 184 | 382 | 2,343 | 2,601 | 4,944 | 287 | 108 | 395 | 6,945 |
| 12 | Edo | 249 | 126 | 116 | 242 | 64 | 93 | 157 | 99 | 91 | 190 | 114 | 112 | 226 | 568 | 661 | 1,229 | 128 | 111 | 239 | 2,283 |
| 13 | Ekiti | 143 | 19 | 19 | 38 | 23 | 11 | 34 | 42 | 35 | 77 | 35 | 16 | 51 | 349 | 432 | 781 | 29 | 2 | 31 | 1,012 |
| 14 | Enugu | 549 | 214 | 219 | 433 | 177 | 386 | 563 | 164 | 227 | 391 | 216 | 437 | 653 | 387 | 2,097 | 2,484 | 1,792 | 231 | 2,023 | 6,547 |
| 15 | Fct-Abuja | 254 | 181 | 274 | 455 | 153 | 126 | 279 | 231 | 149 | 380 | 90 | 66 | 156 | 398 | 486 | 884 | 111 | 127 | 238 | 2,392 |
| 16 | Gombe | 389 | 482 | 257 | 739 | 518 | 388 | 906 | 287 | 247 | 534 | 289 | 274 | 563 | 1,076 | 962 | 2,038 | 232 | 232 | 464 | 5,244 |
| 17 | Imo | 567 | 235 | 273 | 508 | 282 | 298 | 580 | 552 | 540 | 1,092 | 299 | 297 | 596 | 12,122 | 3,185 | 15,307 | 737 | 659 | 1,396 | 19,479 |
| 18 | Jigawa | 1,050 | 659 | 506 | 1,165 | 985 | 446 | 1,431 | 665 | 534 | 1,199 | 540 | 626 | 1,166 | 2,582 | 2,191 | 4,773 | 245 | 396 | 641 | 10,375 |
| 19 | Kaduna | 1,667 | 799 | 793 | 1,592 | 766 | 563 | 1,329 | 1,123 | 947 | 2,070 | 664 | 618 | 1,282 | 4,435 | 5,049 | 9,484 | 2,930 | 3,281 | 6,211 | 21,968 |
| 20 | Kano | 2,656 | 3,026 | 2,787 | 5,813 | 1,560 | 1,239 | 2,799 | 2,207 | 1,919 | 4,126 | 1,447 | 1,245 | 2,692 | 8,480 | 9,466 | 17,946 | 841 | 798 | 1,639 | 35,015 |
| 21 | Katsina | 1,580 | 698 | 481 | 1,179 | 694 | 618 | 1,312 | 1,435 | 1,215 | 2,650 | 779 | 536 | 1,315 | 2,629 | 2,491 | 5,120 | 165 | 109 | 274 | 11,850 |
| 22 | Kebbi | 514 | 251 | 124 | 375 | 377 | 159 | 536 | 474 | 247 | 721 | 196 | 116 | 312 | 2,054 | 1,617 | 3,671 | 300 | 238 | 538 | 6,153 |
| 23 | Kogi | 195 | 215 | 236 | 451 | 43 | 40 | 83 | 79 | 107 | 186 | 85 | 84 | 169 | 868 | 892 | 1,760 | 254 | 179 | 433 | 3,082 |
| 24 | Kwara | 247 | 244 | 129 | 373 | 65 | 62 | 127 | 118 | 102 | 220 | 44 | 41 | 85 | 561 | 640 | 1,201 | 65 | 38 | 103 | 2,109 |
| 25 | Lagos | 255 | 334 | 342 | 676 | 529 | 480 | 1,009 | 193 | 187 | 380 | 282 | 235 | 517 | 2,161 | 2,674 | 4,835 | 665 | 619 | 1,284 | 8,701 |
| 26 | Nasarawa | 314 | 97 | 67 | 164 | 78 | 71 | 149 | 180 | 146 | 326 | 115 | 100 | 215 | 716 | 706 | 1,422 | 552 | 570 | 1,122 | 3,398 |
| 27 | Niger | 558 | 213 | 119 | 332 | 195 | 152 | 347 | 316 | 222 | 538 | 156 | 100 | 256 | 1,862 | 1,730 | 3,592 | 140 | 73 | 213 | 5,278 |
| 28 | Ogun | 130 | 28 | 33 | 61 | 23 | 40 | 63 | 42 | 44 | 86 | 116 | 95 | 211 | 650 | 685 | 1,335 | 54 | 55 | 109 | 1,865 |
| 29 | Ondo | 227 | 550 | 1,564 | 2,114 | 981 | 1,246 | 2,227 | 1,391 | 8,505 | 9,896 | 730 | 2,524 | 3,254 | 3,215 | 4,372 | 7,587 | 1,565 | 1,342 | 2,907 | 27,985 |
| 30 | Osun | 99 | 198 | 210 | 408 | 164 | 117 | 281 | 74 | 62 | 136 | 81 | 80 | 161 | 356 | 394 | 750 | 0 | 3 | 3 | 1,739 |
| 31 | Oyo | 130 | 162 | 132 | 294 | 1,094 | 1,232 | 2,326 | 130 | 168 | 298 | 291 | 348 | 639 | 705 | 801 | 1,506 | 110 | 143 | 253 | 5,316 |
| 32 | Plateau | 811 | 302 | 279 | 581 | 343 | 525 | 868 | 549 | 590 | 1,139 | 511 | 302 | 813 | 1,599 | 1,725 | 3,324 | 437 | 514 | 951 | 7,676 |
| 33 | Rivers | 170 | 71 | 83 | 154 | 45 | 32 | 77 | 81 | 64 | 145 | 23 | 26 | 49 | 465 | 566 | 1,031 | 42 | 44 | 86 | 1,542 |
| 34 | Sokoto | 735 | 674 | 386 | 1,060 | 1,056 | 431 | 1,487 | 560 | 434 | 994 | 291 | 398 | 689 | 2,819 | 1,900 | 4,719 | 115 | 62 | 177 | 9,126 |
| 35 | Taraba | 367 | 134 | 145 | 279 | 127 | 116 | 243 | 205 | 196 | 401 | 160 | 161 | 321 | 817 | 739 | 1,556 | 146 | 90 | 236 | 3,036 |
| 36 | Yobe | 241 | 329 | 368 | 697 | 213 | 166 | 379 | 226 | 188 | 414 | 189 | 76 | 265 | 438 | 464 | 902 | 99 | 235 | 334 | 2,991 |
| 37 | Zamfara | 562 | 485 | 297 | 782 | 588 | 238 | 826 | 459 | 283 | 742 | 285 | 185 | 470 | 1,680 | 1,297 | 2,977 | 162 | 126 | 288 | 6,085 |
| Total | | 19,242 | 14,466 | 13,229 | 27,695 | 15,279 | 12,570 | 27,849 | 15,641 | 21,203 | 36,844 | 11,556 | 11,977 | 23,533 | 73,308 | 69,255 | 142,563 | 14,750 | 13,173 | 27,923 | 286,407 |

2.5.1.2 Special Needs Education Statistics for Private Primary Schools by State

Table 2.16: Special Needs Children in Inclusive Private Primary Schools by State, Impairment Type and Gender

| S/N | State | No of Sch. | Visual Impairment | | | Hearing Impairment | | | Physical Challenged | | | Mentally Challenged | | | Gifted/Talented | | | Others | | | Grand Total |
|-----|--------------|--------------|-------------------|--------------|--------------|--------------------|--------------|--------------|---------------------|--------------|--------------|---------------------|--------------|--------------|-----------------|---------------|----------------|--------------|--------------|--------------|----------------|
| | | | Male | Female | Total | Male | Female | Total | Male | Female | Total | Male | Female | Total | Male | Female | Total | Male | Female | Total | |
| 1 | Abia | 208 | 62 | 56 | 118 | 17 | 15 | 32 | 61 | 65 | 126 | 50 | 51 | 101 | 1,520 | 1,944 | 3,464 | 230 | 76 | 306 | 4,147 |
| 2 | Adamawa | 123 | 18 | 18 | 36 | 47 | 55 | 102 | 87 | 69 | 156 | 59 | 70 | 129 | 682 | 778 | 1,460 | 141 | 107 | 248 | 2,131 |
| 3 | Akwa-Ibom | 242 | 113 | 79 | 192 | 84 | 93 | 177 | 125 | 128 | 253 | 89 | 96 | 185 | 2,528 | 3,097 | 5,625 | 106 | 67 | 173 | 6,605 |
| 4 | Anambra | 401 | 83 | 126 | 209 | 64 | 54 | 118 | 104 | 103 | 207 | 133 | 67 | 200 | 1,904 | 2,299 | 4,203 | 79 | 105 | 184 | 5,121 |
| 5 | Bauchi | 198 | 64 | 55 | 119 | 36 | 67 | 103 | 70 | 88 | 158 | 72 | 75 | 147 | 1,395 | 1,688 | 3,083 | 353 | 118 | 471 | 4,081 |
| 6 | Bayelsa | 73 | 11 | 7 | 18 | 2 | 3 | 5 | 110 | 118 | 228 | 15 | 25 | 40 | 291 | 390 | 681 | 128 | 88 | 216 | 1,188 |
| 7 | Benue | 347 | 57 | 42 | 99 | 54 | 63 | 117 | 196 | 175 | 371 | 136 | 188 | 324 | 2,373 | 2,611 | 4,984 | 128 | 201 | 329 | 6,224 |
| 8 | Borno | 92 | 32 | 28 | 60 | 6 | 8 | 14 | 49 | 32 | 81 | 36 | 48 | 84 | 1,062 | 1,280 | 2,342 | 34 | 25 | 59 | 2,640 |
| 9 | Cross-River | 228 | 108 | 102 | 210 | 39 | 42 | 81 | 85 | 61 | 146 | 39 | 27 | 66 | 1,283 | 1,537 | 2,820 | 236 | 320 | 556 | 3,879 |
| 10 | Delta | 282 | 26 | 32 | 58 | 16 | 26 | 42 | 59 | 62 | 121 | 72 | 97 | 169 | 1,416 | 1,644 | 3,060 | 504 | 21 | 525 | 3,975 |
| 11 | Ebonyi | 170 | 107 | 93 | 200 | 13 | 19 | 32 | 17 | 23 | 40 | 56 | 52 | 108 | 1,164 | 1,550 | 2,714 | 167 | 11 | 178 | 3,272 |
| 12 | Edo | 84 | 17 | 18 | 35 | 17 | 11 | 28 | 31 | 31 | 62 | 17 | 16 | 33 | 451 | 650 | 1,101 | 28 | 13 | 41 | 1,300 |
| 13 | Ekiti | 86 | 0 | 8 | 8 | 2 | 4 | 6 | 7 | 2 | 9 | 9 | 10 | 19 | 399 | 496 | 895 | 9 | 9 | 18 | 955 |
| 14 | Enugu | 247 | 73 | 31 | 104 | 10 | 13 | 23 | 18 | 90 | 108 | 86 | 271 | 357 | 173 | 1,800 | 1,973 | 1,660 | 94 | 1,754 | 4,319 |
| 15 | FCT-Abuja | 98 | 28 | 33 | 61 | 5 | 7 | 12 | 14 | 17 | 31 | 23 | 18 | 41 | 493 | 571 | 1,064 | 92 | 81 | 173 | 1,382 |
| 16 | Gombe | 101 | 113 | 113 | 226 | 19 | 23 | 42 | 23 | 23 | 46 | 45 | 41 | 86 | 595 | 4,766 | 5,361 | 55 | 12 | 67 | 5,828 |
| 17 | Imo | 329 | 48 | 46 | 94 | 24 | 34 | 58 | 83 | 74 | 157 | 103 | 132 | 235 | 1,753 | 2,154 | 3,907 | 38 | 51 | 89 | 4,540 |
| 18 | Jigawa | 108 | 49 | 26 | 75 | 42 | 32 | 74 | 64 | 35 | 99 | 44 | 16 | 60 | 370 | 408 | 778 | 8 | 1 | 9 | 1,095 |
| 19 | Kaduna | 347 | 91 | 95 | 186 | 60 | 64 | 124 | 191 | 154 | 345 | 114 | 119 | 233 | 2,592 | 2,705 | 5,297 | 79 | 45 | 124 | 6,309 |
| 20 | Kano | 250 | 79 | 72 | 151 | 37 | 31 | 68 | 159 | 177 | 336 | 55 | 54 | 109 | 1,124 | 1,291 | 2,415 | 133 | 25 | 158 | 3,237 |
| 21 | Katsina | 246 | 242 | 260 | 502 | 45 | 53 | 98 | 92 | 73 | 165 | 79 | 92 | 171 | 1,286 | 1,359 | 2,645 | 101 | 47 | 148 | 3,729 |
| 22 | Kebbi | 172 | 59 | 41 | 100 | 50 | 22 | 72 | 143 | 109 | 252 | 69 | 43 | 112 | 1,082 | 1,226 | 2,308 | 27 | 28 | 55 | 2,899 |
| 23 | Kogi | 151 | 91 | 69 | 160 | 15 | 19 | 34 | 75 | 62 | 137 | 16 | 17 | 33 | 1,261 | 1,525 | 2,786 | 138 | 51 | 189 | 3,339 |
| 24 | Kwara | 167 | 21 | 17 | 38 | 52 | 56 | 108 | 48 | 48 | 96 | 78 | 92 | 170 | 835 | 1,026 | 1,861 | 22 | 26 | 48 | 2,321 |
| 25 | Lagos | 669 | 111 | 93 | 204 | 66 | 112 | 178 | 119 | 147 | 266 | 130 | 170 | 300 | 3,775 | 4,237 | 8,012 | 315 | 158 | 473 | 9,433 |
| 26 | Nasarawa | 289 | 40 | 22 | 62 | 12 | 38 | 50 | 51 | 40 | 91 | 46 | 81 | 127 | 1,568 | 1,866 | 3,434 | 78 | 58 | 136 | 3,900 |
| 27 | Niger | 263 | 194 | 197 | 391 | 180 | 29 | 209 | 73 | 40 | 113 | 43 | 50 | 93 | 1,921 | 2,051 | 3,972 | 221 | 147 | 368 | 5,146 |
| 28 | Ogun | 199 | 86 | 97 | 183 | 47 | 32 | 79 | 37 | 64 | 101 | 28 | 38 | 66 | 1,310 | 1,598 | 2,908 | 47 | 75 | 122 | 3,459 |
| 29 | Ondo | 145 | 198 | 93 | 291 | 100 | 6 | 106 | 30 | 29 | 59 | 51 | 32 | 83 | 747 | 949 | 1,696 | 26 | 15 | 41 | 2,276 |
| 30 | Osun | 129 | 44 | 57 | 101 | 20 | 19 | 39 | 13 | 25 | 38 | 59 | 97 | 156 | 892 | 940 | 1,832 | 80 | 31 | 111 | 2,277 |
| 31 | Oyo | 212 | 25 | 38 | 63 | 49 | 39 | 88 | 34 | 39 | 73 | 30 | 41 | 71 | 1,370 | 1,761 | 3,131 | 414 | 145 | 559 | 3,985 |
| 32 | Plateau | 262 | 226 | 122 | 348 | 66 | 86 | 152 | 83 | 82 | 165 | 78 | 108 | 186 | 1,357 | 1,649 | 3,006 | 142 | 17 | 159 | 4,016 |
| 33 | Rivers | 222 | 92 | 91 | 183 | 59 | 27 | 86 | 62 | 70 | 132 | 80 | 70 | 150 | 1,597 | 1,968 | 3,565 | 422 | 186 | 608 | 4,724 |
| 34 | Sokoto | 45 | 37 | 20 | 57 | 23 | 22 | 45 | 40 | 24 | 64 | 6 | 5 | 11 | 498 | 441 | 939 | 9 | 0 | 9 | 1,125 |
| 35 | Taraba | 190 | 120 | 99 | 219 | 87 | 95 | 182 | 75 | 90 | 165 | 67 | 78 | 145 | 938 | 963 | 1,901 | 63 | 148 | 211 | 2,823 |
| 36 | Yobe | 47 | 9 | 16 | 25 | 5 | 2 | 7 | 17 | 16 | 33 | 17 | 16 | 33 | 342 | 378 | 720 | 13 | 6 | 19 | 837 |
| 37 | Zamfara | 96 | 37 | 13 | 50 | 18 | 10 | 28 | 42 | 26 | 68 | 23 | 17 | 40 | 335 | 375 | 710 | 7 | 0 | 7 | 903 |
| | Total | 7,518 | 2,811 | 2,425 | 5,236 | 1,488 | 1,331 | 2,819 | 2,587 | 2,511 | 5,098 | 2,153 | 2,520 | 4,673 | 44,682 | 57,971 | 102,653 | 6,333 | 2,608 | 8,941 | 129,420 |

2.5.1.3 Special Needs Education Statistics for Public and Private Primary Schools by State

Table 2.17: Special Needs Children in Inclusive Public and Private Primary Schools by State, Impairment Type and Gender

| S/N | State | No of Sch. | Visual Impairment | | | Hearing Impairment | | | Physical Challenged | | | Mentally Challenged | | | Gifted/Talented | | | Others | | | Grand total |
|-----|--------------|---------------|-------------------|---------------|---------------|--------------------|---------------|---------------|---------------------|---------------|---------------|---------------------|---------------|---------------|-----------------|----------------|----------------|---------------|---------------|---------------|----------------|
| | | | Male | Female | total | Male | Female | total | Male | Female | total | Male | Female | total | Male | Female | total | Male | Female | total | |
| 1 | Abia | 567 | 138 | 134 | 272 | 96 | 154 | 250 | 283 | 226 | 509 | 184 | 160 | 344 | 2,345 | 3,025 | 5,370 | 383 | 217 | 600 | 7,345 |
| 2 | Adamawa | 579 | 400 | 286 | 686 | 346 | 517 | 863 | 581 | 704 | 1,285 | 386 | 369 | 755 | 2,119 | 2,160 | 4,279 | 379 | 504 | 883 | 8,751 |
| 3 | Akwa-Ibom | 676 | 737 | 762 | 1,499 | 851 | 927 | 1,778 | 1,019 | 1,083 | 2,102 | 746 | 824 | 1,570 | 8,404 | 10,053 | 18,457 | 618 | 615 | 1,233 | 26,639 |
| 4 | Anambra | 843 | 203 | 258 | 461 | 133 | 132 | 265 | 270 | 255 | 525 | 516 | 378 | 894 | 3,485 | 4,324 | 7,809 | 282 | 287 | 569 | 10,523 |
| 5 | Bauchi | 1,261 | 784 | 713 | 1,497 | 1,367 | 870 | 2,237 | 814 | 956 | 1,770 | 656 | 772 | 1,428 | 4,252 | 4,447 | 8,699 | 956 | 687 | 1,643 | 17,274 |
| 6 | Bayelsa | 109 | 25 | 24 | 49 | 55 | 64 | 119 | 133 | 133 | 266 | 54 | 58 | 112 | 376 | 484 | 860 | 128 | 89 | 217 | 1,623 |
| 7 | Benue | 803 | 209 | 160 | 369 | 218 | 241 | 459 | 418 | 345 | 763 | 329 | 357 | 686 | 3,572 | 3,700 | 7,272 | 229 | 243 | 472 | 10,021 |
| 8 | Borno | 336 | 555 | 649 | 1,204 | 816 | 184 | 1,000 | 388 | 353 | 741 | 175 | 191 | 366 | 1,334 | 1,526 | 2,860 | 142 | 133 | 275 | 6,446 |
| 9 | Cross-River | 602 | 969 | 244 | 1,213 | 126 | 150 | 276 | 237 | 169 | 406 | 778 | 144 | 922 | 2,671 | 3,248 | 5,919 | 689 | 821 | 1,510 | 10,246 |
| 10 | Delta | 561 | 95 | 107 | 202 | 276 | 276 | 552 | 345 | 244 | 589 | 207 | 186 | 393 | 2,869 | 2,733 | 5,602 | 680 | 320 | 1,000 | 8,338 |
| 11 | Ebonyi | 610 | 306 | 291 | 597 | 230 | 225 | 455 | 234 | 210 | 444 | 254 | 236 | 490 | 3,507 | 4,151 | 7,658 | 454 | 119 | 573 | 10,217 |
| 12 | Edo | 333 | 143 | 134 | 277 | 81 | 104 | 185 | 130 | 122 | 252 | 131 | 128 | 259 | 1,019 | 1,311 | 2,330 | 156 | 124 | 280 | 3,583 |
| 13 | Ekiti | 229 | 19 | 27 | 46 | 25 | 15 | 40 | 49 | 37 | 86 | 44 | 26 | 70 | 748 | 928 | 1,676 | 38 | 11 | 49 | 1,967 |
| 14 | Enugu | 796 | 287 | 250 | 537 | 187 | 399 | 586 | 182 | 317 | 499 | 302 | 708 | 1,010 | 560 | 3,897 | 4,457 | 3,452 | 325 | 3,777 | 10,866 |
| 15 | Fct-Abuja | 352 | 209 | 307 | 516 | 158 | 133 | 291 | 245 | 166 | 411 | 113 | 84 | 197 | 891 | 1,057 | 1,948 | 203 | 208 | 411 | 3,774 |
| 16 | Gombe | 490 | 595 | 370 | 965 | 537 | 411 | 948 | 310 | 270 | 580 | 334 | 315 | 649 | 1,671 | 5,728 | 7,399 | 287 | 244 | 531 | 11,072 |
| 17 | Imo | 896 | 283 | 319 | 602 | 306 | 332 | 638 | 635 | 614 | 1,249 | 402 | 429 | 831 | 13,875 | 5,339 | 19,214 | 775 | 710 | 1,485 | 24,019 |
| 18 | Jigawa | 1,158 | 708 | 532 | 1,240 | 1,027 | 478 | 1,505 | 729 | 569 | 1,298 | 584 | 642 | 1,226 | 2,952 | 2,599 | 5,551 | 253 | 397 | 650 | 11,470 |
| 19 | Kaduna | 2,014 | 890 | 888 | 1,778 | 826 | 627 | 1,453 | 1,314 | 1,101 | 2,415 | 778 | 737 | 1,515 | 7,027 | 7,754 | 14,781 | 3,009 | 3,326 | 6,335 | 28,277 |
| 20 | Kano | 2,906 | 3,105 | 2,859 | 5,964 | 1,597 | 1,270 | 2,867 | 2,366 | 2,096 | 4,462 | 1,502 | 1,299 | 2,801 | 9,604 | 10,757 | 20,361 | 974 | 823 | 1,797 | 38,252 |
| 21 | Katsina | 1,826 | 940 | 741 | 1,681 | 739 | 671 | 1,410 | 1,527 | 1,288 | 2,815 | 858 | 628 | 1,486 | 3,915 | 3,850 | 7,765 | 266 | 156 | 422 | 15,579 |
| 22 | Kebbi | 686 | 310 | 165 | 475 | 427 | 181 | 608 | 617 | 356 | 973 | 265 | 159 | 424 | 3,136 | 2,843 | 5,979 | 327 | 266 | 593 | 9,052 |
| 23 | Kogi | 346 | 306 | 305 | 611 | 58 | 59 | 117 | 154 | 169 | 323 | 101 | 101 | 202 | 2,129 | 2,417 | 4,546 | 392 | 230 | 622 | 6,421 |
| 24 | Kwara | 414 | 265 | 146 | 411 | 117 | 118 | 235 | 166 | 150 | 316 | 122 | 133 | 255 | 1,396 | 1,666 | 3,062 | 87 | 64 | 151 | 4,430 |
| 25 | Lagos | 924 | 445 | 435 | 880 | 595 | 592 | 1,187 | 312 | 334 | 646 | 412 | 405 | 817 | 5,936 | 6,911 | 12,847 | 980 | 777 | 1,757 | 18,134 |
| 26 | Nasarawa | 603 | 137 | 89 | 226 | 90 | 109 | 199 | 231 | 186 | 417 | 161 | 181 | 342 | 2,284 | 2,572 | 4,856 | 630 | 628 | 1,258 | 7,298 |
| 27 | Niger | 821 | 407 | 316 | 723 | 375 | 181 | 556 | 389 | 262 | 651 | 199 | 150 | 349 | 3,783 | 3,781 | 7,564 | 361 | 220 | 581 | 10,424 |
| 28 | Ogun | 329 | 114 | 130 | 244 | 70 | 72 | 142 | 79 | 108 | 187 | 144 | 133 | 277 | 1,960 | 2,283 | 4,243 | 101 | 130 | 231 | 5,324 |
| 29 | Ondo | 372 | 748 | 1,657 | 2,405 | 1,081 | 1,252 | 2,333 | 1,421 | 8,534 | 9,955 | 781 | 2,556 | 3,337 | 3,962 | 5,321 | 9,283 | 1,591 | 1,357 | 2,948 | 30,261 |
| 30 | Osun | 228 | 242 | 267 | 509 | 184 | 136 | 320 | 87 | 87 | 174 | 140 | 177 | 317 | 1,248 | 1,334 | 2,582 | 80 | 34 | 114 | 4,016 |
| 31 | Oyo | 342 | 187 | 170 | 357 | 1,143 | 1,271 | 2,414 | 164 | 207 | 371 | 321 | 389 | 710 | 2,075 | 2,562 | 4,637 | 524 | 288 | 812 | 9,301 |
| 32 | Plateau | 1,073 | 528 | 401 | 929 | 409 | 611 | 1,020 | 632 | 672 | 1,304 | 589 | 410 | 999 | 2,956 | 3,374 | 6,330 | 579 | 531 | 1,110 | 11,692 |
| 33 | Rivers | 392 | 163 | 174 | 337 | 104 | 59 | 163 | 143 | 134 | 277 | 103 | 96 | 199 | 2,062 | 2,534 | 4,596 | 464 | 230 | 694 | 6,266 |
| 34 | Sokoto | 780 | 711 | 406 | 1,117 | 1,079 | 453 | 1,532 | 600 | 458 | 1,058 | 297 | 403 | 700 | 3,317 | 2,341 | 5,658 | 124 | 62 | 186 | 10,251 |
| 35 | Taraba | 557 | 254 | 244 | 498 | 214 | 211 | 425 | 280 | 286 | 566 | 227 | 239 | 466 | 1,755 | 1,702 | 3,457 | 209 | 238 | 447 | 5,859 |
| 36 | Yobe | 288 | 338 | 384 | 722 | 218 | 168 | 386 | 243 | 204 | 447 | 206 | 92 | 298 | 780 | 842 | 1,622 | 112 | 241 | 353 | 3,828 |
| 37 | Zamfara | 658 | 522 | 310 | 832 | 606 | 248 | 854 | 501 | 309 | 810 | 308 | 202 | 510 | 2,015 | 1,672 | 3,687 | 169 | 126 | 295 | 6,988 |
| | total | 26,760 | 17,277 | 15,654 | 32,931 | 16,767 | 13,901 | 30,668 | 18,228 | 23,714 | 41,942 | 13,709 | 14,497 | 28,206 | 117,990 | 127,226 | 245,216 | 21,083 | 15,781 | 36,864 | 415,827 |

2.5.2.1 Statistics on Migrant Fisherfolks Education by State and Gender in Public Primary Schools

Table 2.18 : Migrant Fisherfolks Schools by State, Enrolment and Personnel in Public Primary Schools

| S/N | State | No. of Sch | Enrolment | | | Teaching Staff | | | Non Teaching Staff | | |
|-----|--------------|------------|---------------|---------------|----------------|----------------|--------------|--------------|--------------------|------------|------------|
| | | | Male | Female | Total | Male | Female | Total | Male | Female | Total |
| 1 | Abia | 76 | 4,464 | 4,453 | 8,917 | 60 | 424 | 484 | 24 | 20 | 44 |
| 2 | Adamawa | 0 | 0 | 0 | 0 | 0 | 0 | 0 | 0 | 0 | 0 |
| 3 | Akwa-Ibom | 27 | 11,622 | 11,143 | 22,765 | 56 | 101 | 157 | 0 | 0 | 0 |
| 4 | Anambra | 35 | 3,616 | 3,568 | 7,184 | 43 | 127 | 170 | 6 | 0 | 6 |
| 5 | Bauchi | 6 | 441 | 272 | 713 | 15 | 0 | 15 | 2 | 0 | 2 |
| 6 | Bayelsa | 17 | 790 | 855 | 1,645 | 55 | 30 | 85 | 17 | 23 | 40 |
| 7 | Benue | 1 | 526 | 333 | 859 | 4 | 0 | 4 | 0 | 0 | 0 |
| 8 | Borno | 0 | 0 | 0 | 0 | 0 | 0 | 0 | 0 | 0 | 0 |
| 9 | Cross-River | 18 | 597 | 643 | 1,240 | 52 | 45 | 97 | 3 | 2 | 5 |
| 10 | Delta | 3 | 492 | 456 | 948 | 10 | 16 | 26 | 7 | 13 | 20 |
| 11 | Ebonyi | 10 | 672 | 677 | 1,349 | 17 | 43 | 60 | 0 | 0 | 0 |
| 12 | Edo | 11 | 903 | 856 | 1,759 | 24 | 17 | 41 | 3 | 1 | 4 |
| 13 | Ekiti | 0 | 0 | 0 | 0 | 0 | 0 | 0 | 0 | 0 | 0 |
| 14 | Enugu | 22 | 1,552 | 815 | 2,367 | 38 | 55 | 93 | 1 | 1 | 2 |
| 15 | Fct-Abuja | 1 | 40 | 51 | 91 | 4 | 2 | 6 | 0 | 0 | 0 |
| 16 | Gombe | 0 | 0 | 0 | 0 | 0 | 0 | 0 | 0 | 0 | 0 |
| 17 | Imo | 7 | 2,172 | 1,959 | 4,131 | 2 | 40 | 42 | 1 | 0 | 1 |
| 18 | Jigawa | 1 | 163 | 95 | 258 | 3 | 0 | 3 | 0 | 0 | 0 |
| 19 | Kaduna | 2 | 463 | 326 | 789 | 2 | 6 | 8 | 1 | 0 | 1 |
| 20 | Kano | 3 | 380 | 633 | 1,013 | 6 | 0 | 6 | 3 | 0 | 3 |
| 21 | Katsina | 1 | 182 | 139 | 321 | 2 | 0 | 2 | 0 | 0 | 0 |
| 22 | Kebbi | 19 | 1,581 | 928 | 2,509 | 75 | 14 | 89 | 8 | 0 | 8 |
| 23 | Kogi | 0 | 0 | 0 | 0 | 0 | 0 | 0 | 0 | 0 | 0 |
| 24 | Kwara | 1 | 22 | 13 | 35 | 3 | 0 | 3 | 0 | 0 | 0 |
| 25 | Lagos | 24 | 3,671 | 3,709 | 7,380 | 62 | 83 | 145 | 82 | 27 | 109 |
| 26 | Nasarawa | 4 | 393 | 330 | 723 | 21 | 8 | 29 | 0 | 0 | 0 |
| 27 | Niger | 26 | 3,826 | 2,556 | 6,382 | 60 | 7 | 67 | 5 | 0 | 5 |
| 28 | Ogun | 1 | 40 | 32 | 72 | 2 | 1 | 3 | 0 | 1 | 1 |
| 29 | Ondo | 0 | 0 | 0 | 0 | 0 | 0 | 0 | 0 | 0 | 0 |
| 30 | Osun | 0 | 0 | 0 | 0 | 0 | 0 | 0 | 0 | 0 | 0 |
| 31 | Oyo | 132 | 17,820 | 19,871 | 37,691 | 226 | 104 | 330 | 0 | 0 | 0 |
| 32 | Plateau | 3 | 245 | 291 | 536 | 16 | 9 | 25 | 3 | 1 | 4 |
| 33 | Rivers | 38 | 1,384 | 1,348 | 2,732 | 131 | 170 | 301 | 24 | 32 | 56 |
| 34 | Sokoto | 1 | 95 | 58 | 153 | 1 | 0 | 1 | 0 | 0 | 0 |
| 35 | Taraba | 4 | 1,374 | 1,177 | 2,551 | 32 | 16 | 48 | 0 | 2 | 2 |
| 36 | Yobe | 0 | 0 | 0 | 0 | 0 | 0 | 0 | 0 | 0 | 0 |
| 37 | Zamfara | 0 | 0 | 0 | 0 | 0 | 0 | 0 | 0 | 0 | 0 |
| | Total | 494 | 59,526 | 57,587 | 117,113 | 1,022 | 1,318 | 2,340 | 190 | 123 | 313 |

2.5.2.2 Statistics on Migrant Fisherfolks Education by State and Gender in Private Primary Schools

Table 2.19: Migrant Fisherfolks Schools by State, Enrolment and Personnel in Private Primary Schools

| S/N | State | No. of Schs | Enrolment | | | Teaching Staff | | | Non Teaching Staff | | |
|-----|--------------|-------------|--------------|--------------|--------------|----------------|-----------|-----------|--------------------|-----------|-----------|
| | | | Male | Female | Total | Male | Female | Total | Male | Female | Total |
| 1 | Abia | 0 | 0 | 0 | 0 | 0 | 0 | 0 | 0 | 0 | 0 |
| 2 | Adamawa | 1 | 61 | 45 | 106 | 0 | 5 | 5 | 0 | 0 | 0 |
| 3 | Akwa-Ibom | 1 | 79 | 120 | 199 | 2 | 2 | 4 | 0 | 0 | 0 |
| 4 | Anambra | 1 | 64 | 56 | 120 | 0 | 1 | 1 | 0 | 0 | 0 |
| 5 | Bauchi | 1 | 331 | 488 | 819 | 10 | 1 | 11 | 0 | 0 | 0 |
| 6 | Bayelsa | 1 | 20 | 38 | 58 | 1 | 4 | 5 | 0 | 0 | 0 |
| 7 | Benue | 0 | 0 | 0 | 0 | 0 | 0 | 0 | 0 | 0 | 0 |
| 8 | Borno | 1 | 160 | 147 | 307 | 4 | 12 | 16 | 0 | 0 | 0 |
| 9 | Cross-River | 0 | 0 | 0 | 0 | 0 | 0 | 0 | 0 | 0 | 0 |
| 10 | Delta | 1 | 17 | 16 | 33 | 2 | 1 | 3 | 0 | 0 | 0 |
| 11 | Ebonyi | 2 | 49 | 26 | 75 | 0 | 4 | 4 | 0 | 0 | 0 |
| 12 | Edo | 1 | 6 | 4 | 10 | 1 | 0 | 1 | 0 | 0 | 0 |
| 13 | Ekiti | 0 | 0 | 0 | 0 | 0 | 0 | 0 | 0 | 0 | 0 |
| 14 | Enugu | 0 | 0 | 0 | 0 | 0 | 0 | 0 | 0 | 0 | 0 |
| 15 | FCT-Abuja | 1 | 20 | 17 | 37 | 2 | 2 | 4 | 0 | 0 | 0 |
| 16 | Gombe | 0 | 0 | 0 | 0 | 0 | 0 | 0 | 0 | 0 | 0 |
| 17 | Imo | 1 | 106 | 104 | 210 | 0 | 6 | 6 | 1 | 4 | 5 |
| 18 | Jigawa | 0 | 0 | 0 | 0 | 0 | 0 | 0 | 0 | 0 | 0 |
| 19 | Kaduna | 0 | 0 | 0 | 0 | 0 | 0 | 0 | 0 | 0 | 0 |
| 20 | Kano | 0 | 0 | 0 | 0 | 0 | 0 | 0 | 0 | 0 | 0 |
| 21 | Katsina | 0 | 0 | 0 | 0 | 0 | 0 | 0 | 0 | 0 | 0 |
| 22 | Kebbi | 1 | 42 | 27 | 69 | 0 | 2 | 2 | 0 | 0 | 0 |
| 23 | Kogi | 0 | 0 | 0 | 0 | 0 | 0 | 0 | 0 | 0 | 0 |
| 24 | Kwara | 0 | 0 | 0 | 0 | 0 | 0 | 0 | 0 | 0 | 0 |
| 25 | Lagos | 1 | 14 | 13 | 27 | 0 | 4 | 4 | 0 | 0 | 0 |
| 26 | Nasarawa | 0 | 0 | 0 | 0 | 0 | 0 | 0 | 0 | 0 | 0 |
| 27 | Niger | 0 | 0 | 0 | 0 | 0 | 0 | 0 | 0 | 0 | 0 |
| 28 | Ogun | 0 | 0 | 0 | 0 | 0 | 0 | 0 | 0 | 0 | 0 |
| 29 | Ondo | 1 | 41 | 40 | 81 | 0 | 3 | 3 | 0 | 0 | 0 |
| 30 | Osun | 0 | 0 | 0 | 0 | 0 | 0 | 0 | 0 | 0 | 0 |
| 31 | Oyo | 1 | 7 | 6 | 13 | 1 | 2 | 3 | 0 | 0 | 0 |
| 32 | Plateau | 1 | 38 | 45 | 83 | 0 | 0 | 0 | 0 | 0 | 0 |
| 33 | Rivers | 1 | 72 | 72 | 144 | 6 | 13 | 19 | 8 | 16 | 24 |
| 34 | Sokoto | 0 | 0 | 0 | 0 | 0 | 0 | 0 | 0 | 0 | 0 |
| 35 | Taraba | 0 | 0 | 0 | 0 | 0 | 0 | 0 | 0 | 0 | 0 |
| 36 | Yobe | 0 | 0 | 0 | 0 | 0 | 0 | 0 | 0 | 0 | 0 |
| 37 | Zamfara | 0 | 0 | 0 | 0 | 0 | 0 | 0 | 0 | 0 | 0 |
| | Total | 18 | 1,127 | 1,264 | 2,391 | 29 | 62 | 91 | 9 | 20 | 29 |

2.5.3.1 Statistics on Nomadic Education in Public Primary Schools

Table 2.20 : Nomadic Schools by State, Enrolment and Personnel in Public Primary Schools

| S/N | State | No. of Sch | Enrolment | | | Teaching Staff | | | Non Teaching Staff | | |
|-----|--------------|--------------|----------------|----------------|----------------|----------------|--------------|--------------|--------------------|------------|------------|
| | | | Male | Female | Total | Male | Female | Total | Male | Female | Total |
| 1 | Abia | 9 | 375 | 460 | 835 | 5 | 54 | 59 | 0 | 0 | 0 |
| 2 | Adamawa | 70 | 5,247 | 4,735 | 9,982 | 343 | 57 | 400 | 6 | 0 | 6 |
| 3 | Akwa-Ibom | 0 | 0 | 0 | 0 | 0 | 0 | 0 | 0 | 0 | 0 |
| 4 | Anambra | 6 | 105 | 133 | 238 | 3 | 16 | 19 | 0 | 0 | 0 |
| 5 | Bauchi | 231 | 22,456 | 18,856 | 41,312 | 751 | 113 | 864 | 62 | 1 | 63 |
| 6 | Bayelsa | 0 | 0 | 0 | 0 | 0 | 0 | 0 | 0 | 0 | 0 |
| 7 | Benue | 17 | 982 | 930 | 1,912 | 78 | 60 | 138 | 0 | 2 | 2 |
| 8 | Borno | 15 | 1,209 | 1,041 | 2,250 | 29 | 6 | 35 | 3 | 0 | 3 |
| 9 | Cross-River | 20 | 1,101 | 1,156 | 2,257 | 59 | 76 | 135 | 1 | 1 | 2 |
| 10 | Delta | 2 | 85 | 101 | 186 | 6 | 4 | 10 | 2 | 7 | 9 |
| 11 | Ebonyi | 6 | 305 | 280 | 585 | 14 | 12 | 26 | 0 | 0 | 0 |
| 12 | Edo | 16 | 843 | 804 | 1,647 | 32 | 22 | 54 | 7 | 1 | 8 |
| 13 | Ekiti | 2 | 28 | 43 | 71 | 8 | 1 | 9 | 2 | 0 | 2 |
| 14 | Enugu | 5 | 142 | 133 | 275 | 6 | 4 | 10 | 0 | 0 | 0 |
| 15 | Fct-Abuja | 44 | 3,506 | 3,325 | 6,831 | 240 | 189 | 429 | 54 | 35 | 89 |
| 16 | Gombe | 55 | 7,614 | 6,908 | 14,522 | 217 | 87 | 304 | 27 | 1 | 28 |
| 17 | Imo | 14 | 3,768 | 3,767 | 7,535 | 11 | 65 | 76 | 1 | 1 | 2 |
| 18 | Jigawa | 271 | 24,751 | 23,347 | 48,098 | 667 | 24 | 691 | 30 | 0 | 30 |
| 19 | Kaduna | 188 | 18,901 | 18,956 | 37,857 | 370 | 114 | 484 | 18 | 1 | 19 |
| 20 | Kano | 333 | 47,692 | 45,023 | 92,715 | 1,077 | 114 | 1,191 | 111 | 2 | 113 |
| 21 | Katsina | 76 | 15,413 | 13,748 | 29,161 | 270 | 22 | 292 | 30 | 0 | 30 |
| 22 | Kebbi | 61 | 3,688 | 2,500 | 6,188 | 187 | 29 | 216 | 31 | 1 | 32 |
| 23 | Kogi | 5 | 174 | 192 | 366 | 7 | 6 | 13 | 0 | 0 | 0 |
| 24 | Kwara | 68 | 1,597 | 1,338 | 2,935 | 125 | 101 | 226 | 0 | 0 | 0 |
| 25 | Lagos | 20 | 3,990 | 4,178 | 8,168 | 54 | 107 | 161 | 52 | 62 | 114 |
| 26 | Nasarawa | 44 | 3,184 | 3,161 | 6,345 | 191 | 113 | 304 | 4 | 17 | 21 |
| 27 | Niger | 137 | 7,044 | 5,462 | 12,506 | 283 | 88 | 371 | 0 | 3 | 3 |
| 28 | Ogun | 0 | 0 | 0 | 0 | 0 | 0 | 0 | 0 | 0 | 0 |
| 29 | Ondo | 1 | 239 | 192 | 431 | 3 | 17 | 20 | 0 | 0 | 0 |
| 30 | Osun | 35 | 1,651 | 1,843 | 3,494 | 68 | 91 | 159 | 0 | 5 | 5 |
| 31 | Oyo | 151 | 22,478 | 24,611 | 47,089 | 231 | 145 | 376 | 2 | 1 | 3 |
| 32 | Plateau | 79 | 5,612 | 6,014 | 11,626 | 277 | 123 | 400 | 39 | 21 | 60 |
| 33 | Rivers | 2 | 32 | 29 | 61 | 6 | 7 | 13 | 0 | 3 | 3 |
| 34 | Sokoto | 55 | 4,505 | 3,296 | 7,801 | 160 | 1 | 161 | 9 | 1 | 10 |
| 35 | Taraba | 65 | 5,779 | 4,879 | 10,658 | 363 | 91 | 454 | 7 | 1 | 8 |
| 36 | Yobe | 21 | 1,459 | 998 | 2,457 | 45 | 1 | 46 | 0 | 0 | 0 |
| 37 | Zamfara | 8 | 644 | 419 | 1,063 | 21 | 0 | 21 | 1 | 0 | 1 |
| | Total | 2,132 | 216,599 | 202,858 | 419,457 | 6,207 | 1,960 | 8,167 | 499 | 167 | 666 |

2.5.3.2 Statistics on Nomadic Education in Private Primary Schools

Table 2.21 : Nomadic Schools by State, Enrolment and Personnel in Private Primary Schools

| S/N | State | No. of Schs | Enrolment | | | Teaching Staff | | | Non Teaching Staff | | |
|-----|--------------|-------------|--------------|--------------|--------------|----------------|-----------|------------|--------------------|-----------|-----------|
| | | | Male | Female | Total | Male | Female | Total | Male | Female | Total |
| 1 | Abia | 0 | 0 | 0 | 0 | 0 | 0 | 0 | 0 | 0 | 0 |
| 2 | Adamawa | 0 | 0 | 0 | 0 | 0 | 0 | 0 | 0 | 0 | 0 |
| 3 | Akwa-Ibom | 1 | 64 | 73 | 137 | 2 | 3 | 5 | 0 | 0 | 0 |
| 4 | Anambra | 2 | 74 | 87 | 161 | 1 | 9 | 10 | 0 | 0 | 0 |
| 5 | Bauchi | 5 | 255 | 315 | 570 | 13 | 0 | 13 | 2 | 2 | 4 |
| 6 | Bayelsa | 0 | 0 | 0 | 0 | 0 | 0 | 0 | 0 | 0 | 0 |
| 7 | Benue | 2 | 65 | 53 | 118 | 8 | 1 | 9 | 0 | 0 | 0 |
| 8 | Borno | 0 | 0 | 0 | 0 | 0 | 0 | 0 | 0 | 0 | 0 |
| 9 | Cross-River | 2 | 68 | 56 | 124 | 0 | 3 | 3 | 0 | 1 | 1 |
| 10 | Delta | 2 | 102 | 92 | 194 | 1 | 6 | 7 | 1 | 0 | 1 |
| 11 | Ebonyi | 1 | 22 | 16 | 38 | 1 | 2 | 3 | 0 | 0 | 0 |
| 12 | Edo | 0 | 0 | 0 | 0 | 0 | 0 | 0 | 0 | 0 | 0 |
| 13 | Ekiti | 1 | 43 | 63 | 106 | 3 | 3 | 6 | 1 | 0 | 1 |
| 14 | Enugu | 1 | 18 | 29 | 47 | 0 | 6 | 6 | 0 | 0 | 0 |
| 15 | FCT-Abuja | 0 | 0 | 0 | 0 | 0 | 0 | 0 | 0 | 0 | 0 |
| 16 | Gombe | 1 | 29 | 18 | 47 | 1 | 0 | 1 | 0 | 0 | 0 |
| 17 | Imo | 0 | 0 | 0 | 0 | 0 | 0 | 0 | 0 | 0 | 0 |
| 18 | Jigawa | 1 | 31 | 40 | 71 | 3 | 0 | 3 | 0 | 0 | 0 |
| 19 | Kaduna | 1 | 58 | 59 | 117 | 0 | 4 | 4 | 0 | 0 | 0 |
| 20 | Kano | 3 | 84 | 97 | 181 | 5 | 1 | 6 | 0 | 0 | 0 |
| 21 | Katsina | 6 | 302 | 261 | 563 | 25 | 17 | 42 | 5 | 6 | 11 |
| 22 | Kebbi | 1 | 50 | 80 | 130 | 2 | 0 | 2 | 0 | 0 | 0 |
| 23 | Kogi | 1 | 41 | 64 | 105 | 3 | 4 | 7 | 0 | 1 | 1 |
| 24 | Kwara | 2 | 17 | 19 | 36 | 0 | 4 | 4 | 0 | 0 | 0 |
| 25 | Lagos | 3 | 60 | 76 | 136 | 0 | 5 | 5 | 0 | 0 | 0 |
| 26 | Nasarawa | 1 | 34 | 26 | 60 | 0 | 0 | 0 | 0 | 0 | 0 |
| 27 | Niger | 8 | 531 | 487 | 1,018 | 21 | 4 | 25 | 0 | 0 | 0 |
| 28 | Ogun | 2 | 199 | 216 | 415 | 1 | 4 | 5 | 4 | 19 | 23 |
| 29 | Ondo | 1 | 6 | 28 | 34 | 1 | 2 | 3 | 0 | 0 | 0 |
| 30 | Osun | 1 | 20 | 20 | 40 | 1 | 3 | 4 | 0 | 0 | 0 |
| 31 | Oyo | 1 | 8 | 15 | 23 | 0 | 4 | 4 | 0 | 0 | 0 |
| 32 | Plateau | 0 | 0 | 0 | 0 | 0 | 0 | 0 | 0 | 0 | 0 |
| 33 | Rivers | 1 | 25 | 24 | 49 | 1 | 1 | 2 | 0 | 0 | 0 |
| 34 | Sokoto | 0 | 0 | 0 | 0 | 0 | 0 | 0 | 0 | 0 | 0 |
| 35 | Taraba | 1 | 45 | 31 | 76 | 2 | 0 | 2 | 0 | 0 | 0 |
| 36 | Yobe | 0 | 0 | 0 | 0 | 0 | 0 | 0 | 0 | 0 | 0 |
| 37 | Zamfara | 0 | 0 | 0 | 0 | 0 | 0 | 0 | 0 | 0 | 0 |
| | Total | 52 | 2,251 | 2,345 | 4,596 | 95 | 86 | 181 | 13 | 29 | 42 |

2.6 Access Indicators

2.6.1 Gross and Net Enrolment Rates for Primary Education by State and Gender

Table 2.22: Primary School Level Net Enrolment Rate and Gross Enrolment Rate by State and Gender

| S/N | State | Enrolment | | | Enrolment Ages 6-11 | | | School Population Ages 6-11 | | | Net Enrolment Rate | | | Gross Enrolment Rate | | |
|-----|--------------|-----------------|-----------------|-----------------|---------------------|-----------------|-----------------|-----------------------------|-----------------|-----------------|--------------------|--------|-------|----------------------|--------|-------|
| | | Male | Female | Total | Male | Female | Total | Male | Female | Total | Male | Female | Total | Male | Female | Total |
| 1 | Abia | 123012 | 123437 | 246449 | 109739 | 110402 | 220141 | 167536 | 225809 | 393345 | 66 | 49 | 56 | 73 | 55 | 63 |
| 2 | Adamawa | 343896 | 316313 | 660209 | 288634 | 267402 | 556036 | 444720 | 488838 | 933558 | 65 | 55 | 60 | 77 | 65 | 71 |
| 3 | Akwa Ibom | 888978 | 911134 | 1800112 | 787899 | 804498 | 1592397 | 1221859 | 1337795 | 2559654 | 64 | 60 | 62 | 73 | 68 | 70 |
| 4 | Anambra | 270797 | 268819 | 539616 | 235555 | 234450 | 470005 | 367039 | 407154 | 774192 | 64 | 58 | 61 | 74 | 66 | 70 |
| 5 | Bauchi | 497474 | 437337 | 934811 | 428777 | 373887 | 802664 | 783409 | 550545 | 1333954 | 55 | 68 | 60 | 64 | 79 | 70 |
| 6 | Bayelsa | 68055 | 68399 | 136454 | 57675 | 58244 | 115919 | 100268 | 112906 | 213174 | 58 | 52 | 54 | 68 | 61 | 64 |
| 7 | Benue | 300414 | 279884 | 580298 | 247595 | 231936 | 479531 | 430539 | 447606 | 878145 | 58 | 52 | 55 | 70 | 63 | 66 |
| 8 | Borno | 315435 | 299874 | 615309 | 268455 | 255721 | 524176 | 595943 | 385298 | 981241 | 45 | 66 | 53 | 53 | 78 | 63 |
| 9 | Cross River | 127659 | 124648 | 252307 | 110020 | 107201 | 217221 | 222279 | 199800 | 422079 | 49 | 54 | 51 | 57 | 62 | 60 |
| 10 | Delta | 242454 | 240872 | 483326 | 216805 | 215546 | 432351 | 408316 | 308560 | 716876 | 53 | 70 | 60 | 59 | 78 | 67 |
| 11 | Ebonyi | 208140 | 211292 | 419432 | 184652 | 187010 | 371662 | 348043 | 261485 | 609528 | 53 | 72 | 61 | 60 | 81 | 69 |
| 12 | Edo | 196074 | 191279 | 387353 | 176088 | 172084 | 348172 | 221862 | 374658 | 596520 | 79 | 46 | 58 | 88 | 51 | 65 |
| 13 | Ekiti | 108761 | 111005 | 219766 | 94728 | 96897 | 191625 | 154801 | 145210 | 300011 | 61 | 67 | 64 | 70 | 76 | 73 |
| 14 | Enugu | 136147 | 132385 | 268532 | 118565 | 116171 | 234736 | 207563 | 196142 | 403706 | 57 | 59 | 58 | 66 | 67 | 67 |
| 15 | Fct | 143565 | 144312 | 287877 | 123405 | 124246 | 247651 | 207906 | 173477 | 381383 | 59 | 72 | 65 | 69 | 83 | 75 |
| 16 | Gombe | 277642 | 235520 | 513162 | 238584 | 202702 | 441286 | 415775 | 279008 | 694783 | 57 | 73 | 64 | 67 | 84 | 74 |
| 17 | Imo | 593769 | 574641 | 1168410 | 564636 | 545500 | 1110136 | 869884 | 732010 | 1601894 | 65 | 75 | 69 | 68 | 79 | 73 |
| 18 | Jigawa | 451622 | 418839 | 870461 | 392070 | 362483 | 754553 | 692724 | 617278 | 1310002 | 57 | 59 | 58 | 65 | 68 | 66 |
| 19 | Kaduna | 926156 | 871738 | 1797894 | 789114 | 739012 | 1528126 | 1245646 | 1179914 | 2425560 | 63 | 63 | 63 | 74 | 74 | 74 |
| 20 | Kano | 1615101 | 1679241 | 3294342 | 1386101 | 1424135 | 2810236 | 2422211 | 2123871 | 4546082 | 57 | 67 | 62 | 67 | 79 | 72 |
| 21 | Katsina | 1017499 | 910577 | 1928076 | 920818 | 825147 | 1745965 | 1309820 | 1233991 | 2543811 | 70 | 67 | 69 | 78 | 74 | 76 |
| 22 | Kebbi | 475773 | 326089 | 801862 | 399910 | 272905 | 672815 | 592722 | 499776 | 1092498 | 67 | 55 | 62 | 80 | 65 | 73 |
| 23 | Kogi | 184752 | 182347 | 367099 | 158185 | 156314 | 314499 | 231590 | 283476 | 515066 | 68 | 55 | 61 | 80 | 64 | 71 |
| 24 | Kwara | 147223 | 137949 | 285172 | 128573 | 120577 | 249150 | 215259 | 202978 | 418237 | 60 | 59 | 60 | 68 | 68 | 68 |
| 25 | Lagos | 442211 | 448849 | 891060 | 387216 | 392168 | 779384 | 681624 | 644210 | 1325834 | 57 | 61 | 59 | 65 | 70 | 67 |
| 26 | Nasarawa | 217204 | 196914 | 414118 | 181147 | 163971 | 345118 | 351552 | 295417 | 646969 | 52 | 56 | 53 | 62 | 67 | 64 |
| 27 | Niger | 468036 | 370676 | 838712 | 394352 | 310958 | 705310 | 527431 | 671021 | 1198452 | 75 | 46 | 59 | 89 | 55 | 70 |
| 28 | Ogun | 300951 | 294072 | 595023 | 270407 | 264873 | 535280 | 496110 | 444417 | 940528 | 55 | 60 | 57 | 61 | 66 | 63 |
| 29 | Ondo | 525615 | 516894 | 1042509 | 462419 | 453230 | 915649 | 874831 | 585153 | 1459984 | 53 | 77 | 63 | 60 | 88 | 71 |
| 30 | Osun | 202010 | 204102 | 406112 | 188635 | 190488 | 379123 | 334139 | 285610 | 619749 | 56 | 67 | 61 | 60 | 71 | 66 |
| 31 | Oyo | 695793 | 751984 | 1447777 | 617669 | 667225 | 1284894 | 989186 | 1081634 | 2070820 | 62 | 62 | 62 | 70 | 70 | 70 |
| 32 | Plateau | 305806 | 298546 | 604352 | 262302 | 255776 | 518078 | 620636 | 375160 | 995795 | 42 | 68 | 52 | 49 | 80 | 61 |
| 33 | Rivers | 150582 | 153421 | 304003 | 129602 | 131323 | 260925 | 315753 | 239174 | 554927 | 41 | 55 | 47 | 48 | 64 | 55 |
| 34 | Sokoto | 412099 | 288371 | 700470 | 358392 | 248470 | 606862 | 589324 | 580716 | 1170040 | 61 | 43 | 52 | 70 | 50 | 60 |
| 35 | Taraba | 362981 | 306660 | 669641 | 310984 | 262150 | 573134 | 629630 | 574155 | 1203785 | 49 | 46 | 48 | 58 | 53 | 56 |
| 36 | Yobe | 293170 | 246188 | 539358 | 259816 | 217343 | 477159 | 634002 | 349467 | 983469 | 41 | 62 | 49 | 46 | 70 | 55 |
| 37 | Zamfara | 356796 | 221127 | 577923 | 308976 | 190943 | 499919 | 624593 | 401701 | 1026295 | 49 | 48 | 49 | 57 | 55 | 56 |
| | Total | 14393652 | 13495735 | 27889387 | 12558500 | 11753388 | 24311888 | 21546523 | 19295423 | 40841946 | 58 | 61 | 60 | 67 | 70 | 68 |

2.6.2 Gross and Net Intake Rates for Primary Education by State and Gender

Table 2.23 Primary Education Gross and Net Intake Rates by State and Gender

| S/N | State | Gross Intake Rate (GIR) Primary 1 | | | Net Intake Rate (NIR) Primary 1 | | |
|-----|--------------|-----------------------------------|-----------|-----------|---------------------------------|-----------|-----------|
| | | Male | Female | Total | Male | Female | Total |
| 1 | Abia | 31 | 35 | 33 | 6 | 8 | 7 |
| 2 | Adamawa | 86 | 90 | 88 | 11 | 11 | 11 |
| 3 | Akwa Ibom | 153 | 183 | 167 | 16 | 18 | 17 |
| 4 | Anambra | 42 | 48 | 45 | 12 | 13 | 13 |
| 5 | Bauchi | 103 | 103 | 103 | 7 | 8 | 8 |
| 6 | Bayelsa | 30 | 35 | 33 | 8 | 9 | 8 |
| 7 | Benue | 64 | 68 | 66 | 7 | 8 | 7 |
| 8 | Borno | 64 | 68 | 66 | 7 | 8 | 8 |
| 9 | Cross Rivers | 35 | 39 | 36 | 14 | 16 | 15 |
| 10 | Delta | 41 | 46 | 43 | 8 | 8 | 8 |
| 11 | Ebonyi | 74 | 85 | 79 | 9 | 11 | 10 |
| 12 | Edo | 45 | 48 | 47 | 7 | 7 | 7 |
| 13 | Ekiti | 37 | 43 | 40 | 9 | 10 | 9 |
| 14 | Enugu | 29 | 32 | 30 | 6 | 6 | 6 |
| 15 | Fct | 87 | 101 | 94 | 15 | 17 | 16 |
| 16 | Gombe | 117 | 144 | 128 | 7 | 9 | 7 |
| 17 | Imo | 111 | 117 | 114 | 11 | 13 | 12 |
| 18 | Jigawa | 99 | 107 | 103 | 11 | 12 | 11 |
| 19 | Kaduna | 217 | 224 | 220 | 22 | 23 | 23 |
| 20 | Kano | 151 | 201 | 175 | 18 | 21 | 19 |
| 21 | Katsina | 161 | 172 | 166 | 9 | 11 | 10 |
| 22 | Kebbi | 176 | 138 | 158 | 16 | 14 | 15 |
| 23 | Kogi | 46 | 51 | 49 | 4 | 5 | 4 |
| 24 | Kwara | 59 | 62 | 61 | 16 | 17 | 17 |
| 25 | Lagos | 29 | 33 | 31 | 7 | 7 | 7 |
| 26 | Nasarawa | 119 | 122 | 120 | 18 | 20 | 19 |
| 27 | Niger | 123 | 109 | 116 | 10 | 10 | 10 |
| 28 | Ogun | 62 | 66 | 64 | 14 | 15 | 15 |
| 29 | Ondo | 114 | 121 | 118 | 27 | 31 | 29 |
| 30 | Osun | 52 | 58 | 55 | 11 | 12 | 11 |
| 31 | Oyo | 88 | 106 | 97 | 17 | 21 | 19 |
| 32 | Plateau | 90 | 100 | 95 | 13 | 14 | 13 |
| 33 | Rivers | 20 | 23 | 21 | 4 | 5 | 4 |
| 34 | Sokoto | 113 | 102 | 108 | 5 | 4 | 4 |
| 35 | Taraba | 164 | 157 | 161 | 13 | 14 | 13 |
| 36 | Yobe | 125 | 118 | 121 | 6 | 6 | 6 |
| 37 | Zamfara | 117 | 85 | 102 | 5 | 5 | 5 |
| | | 88 | 95 | 91 | 11 | 12 | 12 |

2.7 Internal Efficiency Indicators

The indicators covered in this sub-section are repetition, drop-out and completion.

2.7.1.1 Statistics on Class Repetition in Public Primary Schools by State, Class and Gender

Table 2.24: Number of Repeaters in Public Primary Schools by State, Class and Gender 2017/18

| S/N | State | Primary 1 | | Primary 2 | | Primary 3 | | Primary 4 | | Primary 5 | | Primary 6 | | Total | | Grand Total |
|-----|-------------|-----------|--------|-----------|--------|-----------|--------|-----------|--------|-----------|--------|-----------|--------|--------|--------|-------------|
| | | Male | Female | Male | Female | Male | Female | Male | Female | Male | Female | Male | Female | Male | Female | |
| 1 | Abia | 94 | 78 | 141 | 120 | 143 | 118 | 145 | 129 | 151 | 151 | 128 | 129 | 802 | 725 | 1,527 |
| 2 | Adamawa | 824 | 820 | 1,086 | 1,033 | 1,006 | 945 | 976 | 976 | 888 | 877 | 911 | 708 | 5,691 | 5,359 | 11,050 |
| 3 | Akwa-Ibom | 998 | 1,061 | 2,111 | 2,138 | 2,130 | 2,253 | 2,045 | 2,016 | 1,914 | 1,928 | 1,529 | 1,499 | 10,727 | 10,895 | 21,622 |
| 4 | Anambra | 421 | 329 | 400 | 316 | 400 | 318 | 458 | 312 | 378 | 357 | 282 | 300 | 2,339 | 1,932 | 4,271 |
| 5 | Bauchi | 1,166 | 1,198 | 1,852 | 1,463 | 1,337 | 1,386 | 1,192 | 1,037 | 1,210 | 1,200 | 1,146 | 1,077 | 7,903 | 7,361 | 15,264 |
| 6 | Bayelsa | 367 | 480 | 452 | 360 | 332 | 357 | 349 | 340 | 341 | 333 | 144 | 150 | 1,985 | 2,020 | 4,005 |
| 7 | Benue | 3,461 | 3,265 | 2,091 | 2,035 | 1,583 | 1,537 | 1,222 | 1,147 | 837 | 785 | 462 | 359 | 9,656 | 9,128 | 18,784 |
| 8 | Borno | 330 | 342 | 526 | 479 | 520 | 532 | 431 | 456 | 477 | 420 | 487 | 475 | 2,771 | 2,704 | 5,475 |
| 9 | Cross-River | 478 | 480 | 514 | 476 | 433 | 373 | 412 | 395 | 297 | 281 | 168 | 151 | 2,302 | 2,156 | 4,458 |
| 10 | Delta | 952 | 853 | 1,123 | 1,011 | 1,148 | 1,124 | 1,119 | 1,056 | 1,144 | 1,047 | 868 | 880 | 6,354 | 5,971 | 12,325 |
| 11 | Ebonyi | 846 | 833 | 890 | 817 | 669 | 773 | 653 | 631 | 638 | 684 | 393 | 418 | 4,089 | 4,156 | 8,245 |
| 12 | Edo | 666 | 625 | 700 | 689 | 819 | 692 | 843 | 661 | 656 | 617 | 488 | 448 | 4,172 | 3,732 | 7,904 |
| 13 | Ekiti | 232 | 191 | 247 | 280 | 270 | 196 | 208 | 166 | 171 | 147 | 120 | 108 | 1,248 | 1,088 | 2,336 |
| 14 | Enugu | 264 | 236 | 244 | 176 | 248 | 238 | 312 | 247 | 280 | 214 | 171 | 163 | 1,519 | 1,274 | 2,793 |
| 15 | Fct-Abuja | 428 | 422 | 474 | 442 | 464 | 425 | 468 | 420 | 373 | 342 | 131 | 122 | 2,338 | 2,173 | 4,511 |
| 16 | Gombe | 549 | 530 | 722 | 628 | 571 | 460 | 544 | 383 | 417 | 383 | 324 | 308 | 3,127 | 2,692 | 5,819 |
| 17 | Imo | 91 | 92 | 753 | 763 | 772 | 1,875 | 780 | 789 | 850 | 879 | 742 | 687 | 3,988 | 5,085 | 9,073 |
| 18 | Jigawa | 285 | 318 | 463 | 497 | 526 | 519 | 422 | 424 | 560 | 437 | 559 | 470 | 2,815 | 2,665 | 5,480 |
| 19 | Kaduna | 4,666 | 4,082 | 3,745 | 3,636 | 3,421 | 3,396 | 2,819 | 2,574 | 2,235 | 2,403 | 1,436 | 1,413 | 18,322 | 17,504 | 35,826 |
| 20 | Kano | 1,753 | 2,097 | 2,081 | 2,069 | 1,955 | 1,793 | 1,612 | 1,551 | 1,411 | 1,375 | 1,942 | 2,256 | 10,754 | 11,141 | 21,895 |
| 21 | Katsina | 630 | 547 | 1,371 | 1,345 | 1,283 | 1,141 | 1,176 | 1,042 | 1,277 | 1,102 | 938 | 871 | 6,675 | 6,048 | 12,723 |
| 22 | Kebbi | 844 | 630 | 820 | 621 | 669 | 563 | 586 | 437 | 552 | 394 | 629 | 450 | 4,100 | 3,095 | 7,195 |
| 23 | Kogi | 534 | 509 | 492 | 494 | 446 | 492 | 391 | 381 | 344 | 337 | 496 | 219 | 2,403 | 2,432 | 4,835 |
| 24 | Kwara | 270 | 141 | 201 | 191 | 151 | 140 | 181 | 164 | 170 | 148 | 171 | 167 | 1,144 | 951 | 2,095 |
| 25 | Lagos | 804 | 810 | 1,098 | 1,036 | 1,259 | 1,057 | 1,485 | 1,380 | 1,322 | 1,245 | 708 | 657 | 6,676 | 6,185 | 12,861 |
| 26 | Nasarawa | 448 | 417 | 540 | 572 | 529 | 510 | 449 | 474 | 436 | 402 | 204 | 212 | 2,606 | 2,587 | 5,193 |
| 27 | Niger | 1,470 | 1,152 | 1,691 | 1,290 | 1,486 | 1,206 | 1,342 | 1,063 | 1,034 | 787 | 574 | 504 | 7,597 | 6,002 | 13,599 |
| 28 | Ogun | 311 | 151 | 182 | 160 | 276 | 214 | 263 | 236 | 241 | 198 | 85 | 75 | 1,358 | 1,034 | 2,392 |
| 29 | Ondo | 717 | 705 | 2,031 | 1,306 | 1,165 | 1,052 | 1,435 | 1,055 | 1,505 | 1,100 | 946 | 1,052 | 7,799 | 6,270 | 14,069 |
| 30 | Osun | 136 | 161 | 146 | 112 | 149 | 130 | 116 | 130 | 108 | 101 | 155 | 183 | 810 | 817 | 1,627 |
| 31 | Oyo | 500 | 485 | 1,284 | 1,365 | 1,055 | 1,143 | 1,108 | 1,109 | 1,074 | 1,118 | 917 | 948 | 5,938 | 6,168 | 12,106 |
| 32 | Plateau | 1,112 | 1,137 | 1,254 | 1,201 | 1,088 | 1,114 | 879 | 931 | 697 | 731 | 421 | 428 | 5,451 | 5,542 | 10,993 |
| 33 | Rivers | 383 | 437 | 343 | 334 | 316 | 357 | 339 | 328 | 270 | 296 | 139 | 237 | 1,790 | 1,989 | 3,779 |
| 34 | Sokoto | 773 | 648 | 1,763 | 1,346 | 1,659 | 1,194 | 1,569 | 1,088 | 1,177 | 795 | 917 | 658 | 7,858 | 5,729 | 13,587 |
| 35 | Taraba | 935 | 812 | 1,368 | 1,336 | 1,170 | 1,144 | 1,531 | 1,001 | 885 | 867 | 492 | 415 | 6,381 | 5,575 | 11,956 |
| 36 | Yobe | 161 | 208 | 154 | 176 | 156 | 182 | 150 | 132 | 141 | 148 | 130 | 190 | 892 | 1,036 | 1,928 |
| 37 | Zamfara | 645 | 489 | 1,188 | 832 | 1,019 | 742 | 772 | 624 | 912 | 732 | 769 | 583 | 5,305 | 4,002 | 9,307 |

| | | | | | | | | | | | | | | | |
|-------|--------|--------|--------|--------|--------|--------|--------|--------|--------|--------|--------|--------|---------|---------|---------|
| Total | 29,544 | 27,771 | 36,541 | 33,145 | 32,623 | 31,691 | 30,782 | 27,285 | 27,373 | 25,361 | 20,822 | 19,970 | 177,685 | 165,223 | 342,908 |
|-------|--------|--------|--------|--------|--------|--------|--------|--------|--------|--------|--------|--------|---------|---------|---------|

2.7.1.2 Statistics on Class Repetition in Private Primary Schools by State, Class and Gender

Table 2.25: Number of Repeaters in Private Primary Schools by State, Class and Gender 2017/18

| S/N | State | Primary 1 | | Primary 2 | | Primary 3 | | Primary 4 | | Primary 5 | | Primary 6 | | Total | | Grand Total |
|--------------|-------------|--------------|--------------|--------------|--------------|--------------|--------------|--------------|--------------|--------------|--------------|--------------|--------------|---------------|---------------|---------------|
| | | Male | Femal | Male | Female | Male | Femal | Male | Female | Male | Female | Male | Female | Male | Female | |
| 1 | Abia | 89 | 75 | 109 | 99 | 97 | 86 | 106 | 96 | 96 | 89 | 55 | 46 | 552 | 491 | 1,043 |
| 2 | Adamawa | 233 | 194 | 304 | 219 | 202 | 180 | 176 | 156 | 148 | 137 | 66 | 69 | 1,129 | 955 | 2,084 |
| 3 | Akwa-Ibom | 313 | 291 | 404 | 367 | 355 | 353 | 354 | 309 | 509 | 562 | 225 | 216 | 2,160 | 2,098 | 4,258 |
| 4 | Anambra | 198 | 179 | 185 | 194 | 182 | 145 | 169 | 153 | 179 | 185 | 98 | 108 | 1,011 | 964 | 1,975 |
| 5 | Bauchi | 381 | 444 | 344 | 412 | 389 | 419 | 470 | 406 | 242 | 121 | 97 | 93 | 1,923 | 1,895 | 3,818 |
| 6 | Bayelsa | 67 | 97 | 75 | 96 | 64 | 58 | 53 | 56 | 39 | 39 | 18 | 17 | 316 | 363 | 679 |
| 7 | Benue | 548 | 552 | 612 | 630 | 547 | 579 | 471 | 477 | 447 | 297 | 200 | 171 | 2,825 | 2,706 | 5,531 |
| 8 | Borno | 185 | 222 | 194 | 240 | 158 | 158 | 106 | 168 | 101 | 95 | 90 | 119 | 834 | 1,002 | 1,836 |
| 9 | Cross-River | 195 | 207 | 158 | 163 | 165 | 216 | 115 | 101 | 62 | 46 | 41 | 40 | 736 | 773 | 1,509 |
| 10 | Delta | 141 | 121 | 158 | 124 | 164 | 135 | 138 | 124 | 122 | 151 | 63 | 75 | 786 | 730 | 1,516 |
| 11 | Ebonyi | 112 | 135 | 125 | 106 | 106 | 108 | 88 | 104 | 68 | 51 | 35 | 30 | 534 | 534 | 1,068 |
| 12 | Edo | 102 | 119 | 94 | 64 | 96 | 92 | 85 | 100 | 67 | 57 | 65 | 67 | 509 | 499 | 1,008 |
| 13 | Ekiti | 20 | 15 | 118 | 18 | 15 | 12 | 45 | 23 | 7 | 5 | 5 | 14 | 210 | 87 | 297 |
| 14 | Enugu | 70 | 48 | 63 | 43 | 55 | 38 | 56 | 40 | 73 | 54 | 34 | 37 | 351 | 260 | 611 |
| 15 | FCT-Abuja | 32 | 33 | 45 | 46 | 54 | 54 | 48 | 30 | 27 | 27 | 15 | 15 | 221 | 205 | 426 |
| 16 | Gombe | 125 | 107 | 228 | 151 | 136 | 113 | 150 | 129 | 105 | 89 | 60 | 41 | 804 | 630 | 1,434 |
| 17 | Imo | 109 | 66 | 129 | 110 | 150 | 86 | 123 | 117 | 89 | 113 | 97 | 70 | 697 | 562 | 1,259 |
| 18 | Jigawa | 55 | 65 | 62 | 68 | 89 | 59 | 33 | 43 | 39 | 51 | 24 | 25 | 302 | 311 | 613 |
| 19 | Kaduna | 1,405 | 1,548 | 916 | 1,018 | 992 | 989 | 823 | 843 | 524 | 672 | 806 | 514 | 5,466 | 5,584 | 11,050 |
| 20 | Kano | 201 | 185 | 336 | 356 | 329 | 275 | 215 | 167 | 240 | 205 | 146 | 134 | 1,467 | 1,322 | 2,789 |
| 21 | Katsina | 105 | 98 | 85 | 91 | 68 | 83 | 96 | 91 | 54 | 56 | 18 | 22 | 426 | 441 | 867 |
| 22 | Kebbi | 147 | 146 | 241 | 247 | 144 | 139 | 117 | 142 | 71 | 107 | 177 | 64 | 897 | 845 | 1,742 |
| 23 | Kogi | 130 | 153 | 174 | 165 | 163 | 167 | 148 | 145 | 135 | 139 | 84 | 65 | 834 | 834 | 1,668 |
| 24 | Kwara | 35 | 62 | 47 | 32 | 38 | 42 | 44 | 74 | 19 | 16 | 16 | 22 | 199 | 248 | 447 |
| 25 | Lagos | 254 | 154 | 165 | 152 | 459 | 131 | 114 | 107 | 124 | 89 | 156 | 169 | 1,272 | 802 | 2,074 |
| 26 | Nasarawa | 178 | 172 | 232 | 225 | 184 | 185 | 196 | 200 | 153 | 179 | 111 | 94 | 1,054 | 1,055 | 2,109 |
| 27 | Niger | 211 | 170 | 305 | 291 | 226 | 212 | 215 | 220 | 138 | 136 | 159 | 142 | 1,254 | 1,171 | 2,425 |
| 28 | Ogun | 56 | 45 | 88 | 61 | 72 | 58 | 48 | 49 | 55 | 43 | 51 | 57 | 370 | 313 | 683 |
| 29 | Ondo | 106 | 79 | 99 | 81 | 91 | 88 | 96 | 83 | 74 | 90 | 62 | 50 | 528 | 471 | 999 |
| 30 | Osun | 58 | 49 | 60 | 54 | 46 | 39 | 51 | 42 | 31 | 21 | 6 | 7 | 252 | 212 | 464 |
| 31 | Oyo | 80 | 87 | 133 | 109 | 106 | 83 | 91 | 104 | 91 | 91 | 40 | 29 | 541 | 503 | 1,044 |
| 32 | Plateau | 163 | 151 | 227 | 248 | 229 | 211 | 216 | 205 | 176 | 178 | 20 | 19 | 1,031 | 1,012 | 2,043 |
| 33 | Rivers | 102 | 105 | 168 | 135 | 162 | 148 | 146 | 134 | 97 | 126 | 63 | 56 | 738 | 704 | 1,442 |
| 34 | Sokoto | 40 | 47 | 50 | 39 | 47 | 42 | 35 | 33 | 22 | 27 | 55 | 30 | 249 | 218 | 467 |
| 35 | Taraba | 225 | 195 | 337 | 387 | 278 | 289 | 280 | 293 | 233 | 223 | 108 | 111 | 1,461 | 1,498 | 2,959 |
| 36 | Yobe | 57 | 61 | 66 | 60 | 35 | 48 | 35 | 37 | 23 | 30 | 22 | 22 | 238 | 258 | 496 |
| 37 | Zamfara | 114 | 98 | 69 | 63 | 73 | 66 | 62 | 72 | 66 | 56 | 19 | 28 | 403 | 383 | 786 |
| Total | | 6,642 | 6,575 | 7,205 | 6,964 | 6,766 | 6,186 | 5,814 | 5,673 | 4,746 | 4,653 | 3,407 | 2,888 | 34,580 | 32,939 | 67,519 |

2.7.1.3 Statistics on Class Repetition in Public and Private Primary Schools by State, Class and Gender

Table 2.26: Number of Repeaters in Public and Private Primary Schools by State, Class and Gender 2017/18

| S/N | State | Primary 1 | | Primary 2 | | Primary 3 | | Primary 4 | | Primary 5 | | Primary 6 | | total | | Grand total |
|-----|--------------|---------------|---------------|---------------|---------------|---------------|---------------|---------------|---------------|---------------|---------------|---------------|---------------|----------------|----------------|----------------|
| | | Male | Female | Male | Female | Male | Femal | Male | Female | Male | Female | Male | Female | Male | Female | |
| 1 | Abia | 183 | 153 | 250 | 219 | 240 | 204 | 251 | 225 | 247 | 240 | 183 | 175 | 1,354 | 1,216 | 2,570 |
| 2 | Adamawa | 1,057 | 1,014 | 1,390 | 1,252 | 1,208 | 1,125 | 1,152 | 1,132 | 1,036 | 1,014 | 977 | 777 | 6,820 | 6,314 | 13,134 |
| 3 | Akwa-Ibom | 1,311 | 1,352 | 2,515 | 2,505 | 2,485 | 2,606 | 2,399 | 2,325 | 2,423 | 2,490 | 1,754 | 1,715 | 12,887 | 12,993 | 25,880 |
| 4 | Anambra | 619 | 508 | 585 | 510 | 582 | 463 | 627 | 465 | 557 | 542 | 380 | 408 | 3,350 | 2,896 | 6,246 |
| 5 | Bauchi | 1,547 | 1,642 | 2,196 | 1,875 | 1,726 | 1,805 | 1,662 | 1,443 | 1,452 | 1,321 | 1,243 | 1,170 | 9,826 | 9,256 | 19,082 |
| 6 | Bayelsa | 434 | 577 | 527 | 456 | 396 | 415 | 402 | 396 | 380 | 372 | 162 | 167 | 2,301 | 2,383 | 4,684 |
| 7 | Benue | 4,009 | 3,817 | 2,703 | 2,665 | 2,130 | 2,116 | 1,693 | 1,624 | 1,284 | 1,082 | 662 | 530 | 12,481 | 11,834 | 24,315 |
| 8 | Borno | 515 | 564 | 720 | 719 | 678 | 690 | 537 | 624 | 578 | 515 | 577 | 594 | 3,605 | 3,706 | 7,311 |
| 9 | Cross-River | 673 | 687 | 672 | 639 | 598 | 589 | 527 | 496 | 359 | 327 | 209 | 191 | 3,038 | 2,929 | 5,967 |
| 10 | Delta | 1,093 | 974 | 1,281 | 1,135 | 1,312 | 1,259 | 1,257 | 1,180 | 1,266 | 1,198 | 931 | 955 | 7,140 | 6,701 | 13,841 |
| 11 | Ebonyi | 958 | 968 | 1,015 | 923 | 775 | 881 | 741 | 735 | 706 | 735 | 428 | 448 | 4,623 | 4,690 | 9,313 |
| 12 | Edo | 768 | 744 | 794 | 753 | 915 | 784 | 928 | 761 | 723 | 674 | 553 | 515 | 4,681 | 4,231 | 8,912 |
| 13 | Ekiti | 252 | 206 | 365 | 298 | 285 | 208 | 253 | 189 | 178 | 152 | 125 | 122 | 1,458 | 1,175 | 2,633 |
| 14 | Enugu | 334 | 284 | 307 | 219 | 303 | 276 | 368 | 287 | 353 | 268 | 205 | 200 | 1,870 | 1,534 | 3,404 |
| 15 | Fct-Abuja | 460 | 455 | 519 | 488 | 518 | 479 | 516 | 450 | 400 | 369 | 146 | 137 | 2,559 | 2,378 | 4,937 |
| 16 | Gombe | 674 | 637 | 950 | 779 | 707 | 573 | 694 | 512 | 522 | 472 | 384 | 349 | 3,931 | 3,322 | 7,253 |
| 17 | Imo | 200 | 158 | 882 | 873 | 922 | 1,961 | 903 | 906 | 939 | 992 | 839 | 757 | 4,685 | 5,647 | 10,332 |
| 18 | Jigawa | 340 | 383 | 525 | 565 | 615 | 578 | 455 | 467 | 599 | 488 | 583 | 495 | 3,117 | 2,976 | 6,093 |
| 19 | Kaduna | 6,071 | 5,630 | 4,661 | 4,654 | 4,413 | 4,385 | 3,642 | 3,417 | 2,759 | 3,075 | 2,242 | 1,927 | 23,788 | 23,088 | 46,876 |
| 20 | Kano | 1,954 | 2,282 | 2,417 | 2,425 | 2,284 | 2,068 | 1,827 | 1,718 | 1,651 | 1,580 | 2,088 | 2,390 | 12,221 | 12,463 | 24,684 |
| 21 | Katsina | 735 | 645 | 1,456 | 1,436 | 1,351 | 1,224 | 1,272 | 1,133 | 1,331 | 1,158 | 956 | 893 | 7,101 | 6,489 | 13,590 |
| 22 | Kebbi | 991 | 776 | 1,061 | 868 | 813 | 702 | 703 | 579 | 623 | 501 | 806 | 514 | 4,997 | 3,940 | 8,937 |
| 23 | Kogi | 664 | 662 | 666 | 659 | 609 | 659 | 539 | 526 | 479 | 476 | 280 | 284 | 3,237 | 3,266 | 6,503 |
| 24 | Kwara | 305 | 203 | 248 | 223 | 189 | 182 | 225 | 238 | 189 | 164 | 187 | 189 | 1,343 | 1,199 | 2,542 |
| 25 | Lagos | 1,058 | 964 | 1,263 | 1,188 | 1,718 | 1,188 | 1,599 | 1,487 | 1,446 | 1,334 | 864 | 826 | 7,948 | 6,987 | 14,935 |
| 26 | Nasarawa | 626 | 589 | 772 | 797 | 713 | 695 | 645 | 674 | 589 | 581 | 315 | 306 | 3,660 | 3,642 | 7,302 |
| 27 | Niger | 1,681 | 1,322 | 1,996 | 1,581 | 1,712 | 1,418 | 1,557 | 1,283 | 1,172 | 923 | 733 | 646 | 8,851 | 7,173 | 16,024 |
| 28 | Ogun | 367 | 196 | 270 | 221 | 348 | 272 | 311 | 285 | 296 | 241 | 136 | 132 | 1,728 | 1,347 | 3,075 |
| 29 | Ondo | 823 | 784 | 2,130 | 1,387 | 1,256 | 1,140 | 1,531 | 1,138 | 1,579 | 1,190 | 1,008 | 1,102 | 8,327 | 6,741 | 15,068 |
| 30 | Osun | 194 | 210 | 206 | 166 | 195 | 169 | 167 | 172 | 139 | 122 | 161 | 190 | 1,062 | 1,029 | 2,091 |
| 31 | Oyo | 580 | 572 | 1,417 | 1,474 | 1,161 | 1,226 | 1,199 | 1,213 | 1,165 | 1,209 | 957 | 977 | 6,479 | 6,671 | 13,150 |
| 32 | Plateau | 1,275 | 1,288 | 1,481 | 1,449 | 1,317 | 1,325 | 1,095 | 1,136 | 873 | 909 | 441 | 447 | 6,482 | 6,554 | 13,036 |
| 33 | Rivers | 485 | 542 | 511 | 469 | 478 | 505 | 485 | 462 | 367 | 422 | 202 | 293 | 2,528 | 2,693 | 5,221 |
| 34 | Sokoto | 813 | 695 | 1,813 | 1,385 | 1,706 | 1,236 | 1,604 | 1,121 | 1,199 | 822 | 972 | 688 | 8,107 | 5,947 | 14,054 |
| 35 | Taraba | 1,160 | 1,007 | 1,705 | 1,723 | 1,448 | 1,433 | 1,811 | 1,294 | 1,118 | 1,090 | 600 | 526 | 7,842 | 7,073 | 14,915 |
| 36 | Yobe | 218 | 269 | 220 | 236 | 191 | 230 | 185 | 169 | 164 | 178 | 152 | 212 | 1,130 | 1,294 | 2,424 |
| 37 | Zamfara | 759 | 587 | 1,257 | 895 | 1,092 | 808 | 834 | 696 | 978 | 788 | 788 | 611 | 5,708 | 4,385 | 10,093 |
| | total | 36,186 | 34,346 | 43,746 | 40,109 | 39,389 | 37,877 | 36,596 | 32,958 | 32,119 | 30,014 | 24,229 | 22,858 | 212,265 | 198,162 | 410,427 |

2.7.2.1 Statistics on Drop-out in Public Primary Schools by State, Class and Gender

Table 2.27: Number of Dropouts in Public Primary Schools by State, Class and Gender 2017/18

| S/N | State | Primary 1 | | Primary 2 | | Primary 3 | | Primary 4 | | Primary 5 | | Primary 6 | | Total | | Grand Total |
|--------------|-------------|-----------|----------|---------------|---------------|---------------|---------------|---------------|---------------|---------------|---------------|---------------|---------------|----------------|----------------|----------------|
| | | Male | Female | Male | Female | Male | Female | Male | Female | Male | Female | Male | Female | Male | Female | |
| 1 | Abia | 0 | 0 | 400 | 381 | 331 | 322 | 381 | 390 | 339 | 353 | 335 | 377 | 1,786 | 1,823 | 3,609 |
| 2 | Adamawa | 0 | 0 | 1,353 | 1,289 | 1,210 | 1,177 | 1,054 | 1,002 | 1,325 | 1,053 | 1,056 | 891 | 5,998 | 5,412 | 11,410 |
| 3 | Akwa-Ibom | 0 | 0 | 967 | 917 | 711 | 763 | 694 | 777 | 843 | 784 | 631 | 640 | 3,846 | 3,881 | 7,727 |
| 4 | Anambra | 0 | 0 | 781 | 750 | 727 | 726 | 700 | 676 | 721 | 685 | 566 | 474 | 3,495 | 3,311 | 6,806 |
| 5 | Bauchi | 0 | 0 | 2,433 | 1,951 | 1,762 | 1,602 | 1,675 | 1,516 | 1,601 | 1,580 | 1,507 | 1,451 | 8,978 | 8,100 | 17,078 |
| 6 | Bayelsa | 0 | 0 | 202 | 192 | 147 | 145 | 144 | 125 | 141 | 123 | 126 | 132 | 760 | 717 | 1,477 |
| 7 | Benue | 0 | 0 | 2,024 | 2,024 | 1,516 | 1,524 | 1,305 | 1,279 | 1,112 | 1,111 | 783 | 1,077 | 6,740 | 7,015 | 13,755 |
| 8 | Borno | 0 | 0 | 682 | 634 | 723 | 627 | 520 | 459 | 527 | 473 | 550 | 571 | 3,002 | 2,764 | 5,766 |
| 9 | Cross-River | 0 | 0 | 683 | 704 | 603 | 611 | 603 | 556 | 598 | 526 | 410 | 307 | 2,897 | 2,704 | 5,601 |
| 10 | Delta | 0 | 0 | 463 | 463 | 346 | 362 | 342 | 328 | 351 | 354 | 264 | 253 | 1,766 | 1,760 | 3,526 |
| 11 | Ebonyi | 0 | 0 | 1,003 | 1,017 | 943 | 902 | 881 | 844 | 775 | 793 | 573 | 553 | 4,175 | 4,109 | 8,284 |
| 12 | Edo | 0 | 0 | 307 | 291 | 242 | 246 | 271 | 277 | 312 | 275 | 145 | 152 | 1,277 | 1,241 | 2,518 |
| 13 | Ekiti | 0 | 0 | 159 | 125 | 111 | 109 | 131 | 125 | 94 | 72 | 66 | 70 | 561 | 501 | 1,062 |
| 14 | Enugu | 0 | 0 | 417 | 447 | 386 | 444 | 445 | 481 | 346 | 379 | 213 | 250 | 1,807 | 2,001 | 3,808 |
| 15 | Fct-Abuja | 0 | 0 | 459 | 484 | 493 | 573 | 469 | 543 | 426 | 455 | 300 | 365 | 2,147 | 2,420 | 4,567 |
| 16 | Gombe | 0 | 0 | 884 | 715 | 714 | 650 | 586 | 540 | 560 | 566 | 539 | 535 | 3,283 | 3,006 | 6,289 |
| 17 | Imo | 0 | 0 | 705 | 816 | 849 | 849 | 968 | 954 | 886 | 893 | 701 | 623 | 4,109 | 4,135 | 8,244 |
| 18 | Jigawa | 0 | 0 | 800 | 743 | 498 | 481 | 569 | 523 | 583 | 490 | 619 | 539 | 3,069 | 2,776 | 5,845 |
| 19 | Kaduna | 0 | 0 | 1,887 | 1,862 | 1,684 | 1,624 | 1,420 | 1,237 | 1,217 | 1,240 | 1,025 | 1,201 | 7,233 | 7,164 | 14,397 |
| 20 | Kano | 0 | 0 | 2,473 | 2,331 | 2,469 | 1,948 | 2,148 | 1,763 | 1,908 | 1,552 | 1,690 | 1,800 | 10,688 | 9,394 | 20,082 |
| 21 | Katsina | 0 | 0 | 2,877 | 2,454 | 2,404 | 2,049 | 2,347 | 2,144 | 2,241 | 2,018 | 2,357 | 1,961 | 12,226 | 10,626 | 22,852 |
| 22 | Kebbi | 0 | 0 | 1,100 | 751 | 787 | 556 | 684 | 380 | 636 | 477 | 542 | 341 | 3,749 | 2,505 | 6,254 |
| 23 | Kogi | 0 | 0 | 677 | 599 | 457 | 471 | 435 | 430 | 400 | 414 | 359 | 357 | 2,328 | 2,271 | 4,599 |
| 24 | Kwara | 0 | 0 | 200 | 151 | 144 | 140 | 161 | 169 | 168 | 139 | 127 | 116 | 800 | 715 | 1,515 |
| 25 | Lagos | 0 | 0 | 1,022 | 1,059 | 1,047 | 1,087 | 1,085 | 1,194 | 1,008 | 1,167 | 1,003 | 1,117 | 5,165 | 5,624 | 10,789 |
| 26 | Nasarawa | 0 | 0 | 549 | 531 | 430 | 427 | 524 | 473 | 392 | 354 | 422 | 318 | 2,317 | 2,103 | 4,420 |
| 27 | Niger | 0 | 0 | 1,417 | 1,018 | 1,223 | 1,030 | 906 | 691 | 803 | 683 | 631 | 499 | 4,980 | 3,921 | 8,901 |
| 28 | Ogun | 0 | 0 | 492 | 385 | 339 | 315 | 332 | 338 | 306 | 335 | 233 | 230 | 1,702 | 1,603 | 3,305 |
| 29 | Ondo | 0 | 0 | 771 | 785 | 607 | 783 | 597 | 615 | 589 | 460 | 653 | 596 | 3,217 | 3,239 | 6,456 |
| 30 | Osun | 0 | 0 | 145 | 161 | 143 | 128 | 116 | 104 | 90 | 102 | 74 | 116 | 568 | 611 | 1,179 |
| 31 | Oyo | 0 | 0 | 7,814 | 7,276 | 7,700 | 8,594 | 6,832 | 6,420 | 6,086 | 6,364 | 6,278 | 6,577 | 34,710 | 35,231 | 69,941 |
| 32 | Plateau | 0 | 0 | 1,051 | 1,021 | 797 | 744 | 828 | 775 | 774 | 755 | 636 | 652 | 4,086 | 3,947 | 8,033 |
| 33 | Rivers | 0 | 0 | 419 | 450 | 439 | 430 | 461 | 450 | 392 | 471 | 316 | 357 | 2,027 | 2,158 | 4,185 |
| 34 | Sokoto | 0 | 0 | 1,355 | 1,068 | 1,077 | 904 | 956 | 615 | 628 | 493 | 512 | 446 | 4,528 | 3,526 | 8,054 |
| 35 | Taraba | 0 | 0 | 1,598 | 1,407 | 1,236 | 1,102 | 1,182 | 1,033 | 1,020 | 904 | 770 | 787 | 5,806 | 5,233 | 11,039 |
| 36 | Yobe | 0 | 0 | 711 | 584 | 528 | 482 | 564 | 407 | 373 | 346 | 390 | 399 | 2,566 | 2,218 | 4,784 |
| 37 | Zamfara | 0 | 0 | 2,259 | 1,777 | 1,756 | 1,291 | 1,615 | 846 | 1,243 | 771 | 1,207 | 823 | 8,080 | 5,508 | 13,588 |
| Total | | 0 | 0 | 43,539 | 39,613 | 37,579 | 36,218 | 34,931 | 31,479 | 31,814 | 30,010 | 28,609 | 27,953 | 176,472 | 165,273 | 341,745 |

2.7.2.2 Statistics on Drop-out in Private Primary Schools by State, Class and Gender

Table 2.28: Number of Dropouts in Private Primary Schools by State, Class and Gender 2017/18

| S/N | State | Primary 1 | | Primary 2 | | Primary 3 | | Primary 4 | | Primary 5 | | Primary 6 | | Total | | Grand Total |
|-----|--------------|-----------|----------|---------------|---------------|--------------|--------------|--------------|--------------|--------------|--------------|--------------|--------------|---------------|---------------|---------------|
| | | Male | Femal | Male | Female | Male | Femal | Male | Female | Male | Female | Male | Femal | Male | Female | |
| 1 | Abia | 0 | 0 | 265 | 248 | 174 | 192 | 193 | 158 | 176 | 142 | 99 | 62 | 907 | 802 | 1,709 |
| 2 | Adamawa | 0 | 0 | 207 | 209 | 151 | 147 | 145 | 125 | 121 | 102 | 74 | 48 | 698 | 631 | 1,329 |
| 3 | Akwa-Ibom | 0 | 0 | 598 | 551 | 387 | 376 | 284 | 252 | 249 | 298 | 120 | 127 | 1,638 | 1,604 | 3,242 |
| 4 | Anambra | 0 | 0 | 513 | 451 | 323 | 335 | 306 | 342 | 289 | 258 | 173 | 150 | 1,604 | 1,536 | 3,140 |
| 5 | Bauchi | 0 | 0 | 289 | 327 | 214 | 286 | 208 | 219 | 128 | 161 | 70 | 97 | 909 | 1,090 | 1,999 |
| 6 | Bayelsa | 0 | 0 | 268 | 270 | 202 | 242 | 170 | 180 | 148 | 166 | 21 | 24 | 809 | 882 | 1,691 |
| 7 | Benue | 0 | 0 | 1,115 | 1,050 | 937 | 955 | 867 | 843 | 654 | 661 | 439 | 425 | 4,012 | 3,934 | 7,946 |
| 8 | Borno | 0 | 0 | 153 | 166 | 89 | 86 | 86 | 84 | 77 | 70 | 53 | 39 | 458 | 445 | 903 |
| 9 | Cross-River | 0 | 0 | 398 | 402 | 341 | 322 | 276 | 346 | 167 | 168 | 83 | 66 | 1,265 | 1,304 | 2,569 |
| 10 | Delta | 0 | 0 | 379 | 356 | 276 | 275 | 275 | 253 | 212 | 232 | 77 | 65 | 1,219 | 1,181 | 2,400 |
| 11 | Ebonyi | 0 | 0 | 208 | 232 | 173 | 177 | 143 | 130 | 129 | 132 | 118 | 109 | 771 | 780 | 1,551 |
| 12 | Edo | 0 | 0 | 232 | 209 | 145 | 138 | 132 | 112 | 96 | 100 | 58 | 39 | 663 | 598 | 1,261 |
| 13 | Ekiti | 0 | 0 | 60 | 71 | 57 | 49 | 44 | 40 | 37 | 40 | 5 | 7 | 203 | 207 | 410 |
| 14 | Enugu | 0 | 0 | 209 | 183 | 152 | 150 | 158 | 147 | 137 | 121 | 95 | 118 | 751 | 719 | 1,470 |
| 15 | FCT-Abuja | 0 | 0 | 176 | 176 | 149 | 154 | 117 | 132 | 92 | 109 | 38 | 43 | 572 | 614 | 1,186 |
| 16 | Gombe | 0 | 0 | 178 | 185 | 80 | 56 | 72 | 67 | 36 | 42 | 27 | 30 | 393 | 380 | 773 |
| 17 | Imo | 0 | 0 | 228 | 254 | 237 | 183 | 162 | 168 | 145 | 187 | 86 | 69 | 858 | 861 | 1,719 |
| 18 | Jigawa | 0 | 0 | 88 | 102 | 63 | 92 | 78 | 109 | 57 | 70 | 28 | 25 | 314 | 398 | 712 |
| 19 | Kaduna | 0 | 0 | 640 | 658 | 452 | 415 | 395 | 343 | 277 | 313 | 214 | 192 | 1,978 | 1,921 | 3,899 |
| 20 | Kano | 0 | 0 | 312 | 289 | 242 | 241 | 214 | 220 | 184 | 179 | 62 | 68 | 1,014 | 997 | 2,011 |
| 21 | Katsina | 0 | 0 | 166 | 120 | 114 | 96 | 101 | 103 | 71 | 55 | 41 | 31 | 493 | 405 | 898 |
| 22 | Kebbi | 0 | 0 | 389 | 353 | 233 | 236 | 162 | 145 | 150 | 153 | 101 | 100 | 1,035 | 987 | 2,022 |
| 23 | Kogi | 0 | 0 | 192 | 244 | 164 | 180 | 165 | 145 | 126 | 149 | 104 | 126 | 751 | 844 | 1,595 |
| 24 | Kwara | 0 | 0 | 135 | 140 | 107 | 101 | 113 | 113 | 82 | 69 | 18 | 14 | 455 | 437 | 892 |
| 25 | Lagos | 0 | 0 | 1,013 | 981 | 790 | 792 | 689 | 660 | 567 | 588 | 375 | 386 | 3,434 | 3,407 | 6,841 |
| 26 | Nasarawa | 0 | 0 | 367 | 381 | 284 | 294 | 257 | 248 | 202 | 198 | 60 | 70 | 1,170 | 1,191 | 2,361 |
| 27 | Niger | 0 | 0 | 437 | 399 | 295 | 268 | 255 | 227 | 199 | 236 | 79 | 65 | 1,265 | 1,195 | 2,460 |
| 28 | Ogun | 0 | 0 | 404 | 380 | 276 | 276 | 263 | 213 | 278 | 189 | 112 | 80 | 1,333 | 1,138 | 2,471 |
| 29 | Ondo | 0 | 0 | 155 | 187 | 128 | 101 | 101 | 89 | 85 | 86 | 68 | 64 | 537 | 527 | 1,064 |
| 30 | Osun | 0 | 0 | 177 | 193 | 151 | 148 | 113 | 74 | 62 | 62 | 15 | 14 | 518 | 491 | 1,009 |
| 31 | Oyo | 0 | 0 | 295 | 316 | 320 | 320 | 295 | 237 | 201 | 184 | 76 | 119 | 1,187 | 1,176 | 2,363 |
| 32 | Plateau | 0 | 0 | 405 | 372 | 273 | 269 | 265 | 283 | 213 | 189 | 73 | 82 | 1,229 | 1,195 | 2,424 |
| 33 | Rivers | 0 | 0 | 578 | 494 | 421 | 400 | 357 | 336 | 311 | 335 | 130 | 148 | 1,797 | 1,713 | 3,510 |
| 34 | Sokoto | 0 | 0 | 146 | 82 | 62 | 46 | 52 | 36 | 35 | 47 | 25 | 26 | 320 | 237 | 557 |
| 35 | Taraba | 0 | 0 | 382 | 393 | 342 | 327 | 317 | 254 | 238 | 216 | 162 | 141 | 1,441 | 1,331 | 2,772 |
| 36 | Yobe | 0 | 0 | 54 | 44 | 41 | 31 | 41 | 36 | 42 | 40 | 26 | 33 | 204 | 184 | 388 |
| 37 | Zamfara | 0 | 0 | 174 | 89 | 72 | 71 | 54 | 52 | 38 | 33 | 15 | 19 | 353 | 264 | 617 |
| | Total | 0 | 0 | 11,985 | 11,557 | 8,917 | 8,827 | 7,925 | 7,521 | 6,311 | 6,380 | 3,420 | 3,321 | 38,558 | 37,606 | 76,164 |

2.7.2.3 Statistics on Drop-out in Public and Private Primary Schools by State, Class and Gender

Table 2.29: Number of Drop-Outs in Public and Private Primary Schools by State, Class and Gender 2017/18

| S/N | State | Primary 1 | | Primary 2 | | Primary 3 | | Primary 4 | | Primary 5 | | Primary 6 | | total | | Grand total |
|-----|--------------|-----------|----------|---------------|---------------|---------------|---------------|---------------|---------------|---------------|---------------|---------------|---------------|----------------|----------------|----------------|
| | | Male | Female | Male | Female | Male | Female | Male | Female | Male | Female | Male | Female | Male | Female | |
| 1 | Abia | 0 | 0 | 665 | 629 | 505 | 514 | 574 | 548 | 515 | 495 | 434 | 439 | 2,693 | 2,625 | 5,366 |
| 2 | Adamawa | 0 | 0 | 1,560 | 1,498 | 1,361 | 1,324 | 1,199 | 1,127 | 1,446 | 1,155 | 1,130 | 939 | 6,696 | 6,043 | 12,814 |
| 3 | Akwa-Ibom | 0 | 0 | 1,565 | 1,468 | 1,098 | 1,139 | 978 | 1,029 | 1,092 | 1,082 | 751 | 767 | 5,484 | 5,485 | 11,185 |
| 4 | Anambra | 0 | 0 | 1,294 | 1,201 | 1,050 | 1,061 | 1,006 | 1,018 | 1,010 | 943 | 739 | 624 | 5,099 | 4,847 | 10,057 |
| 5 | Bauchi | 0 | 0 | 2,722 | 2,278 | 1,976 | 1,888 | 1,883 | 1,735 | 1,729 | 1,741 | 1,577 | 1,548 | 9,887 | 9,190 | 19,288 |
| 6 | Bayelsa | 0 | 0 | 470 | 462 | 349 | 387 | 314 | 305 | 289 | 289 | 147 | 156 | 1,569 | 1,599 | 3,298 |
| 7 | Benue | 0 | 0 | 3,139 | 3,074 | 2,453 | 2,479 | 2,172 | 2,122 | 1,766 | 1,772 | 1,222 | 1,502 | 10,752 | 10,949 | 22,278 |
| 8 | Borno | 0 | 0 | 835 | 800 | 812 | 713 | 606 | 543 | 604 | 543 | 603 | 610 | 3,460 | 3,209 | 6,697 |
| 9 | Cross-River | 0 | 0 | 1,081 | 1,106 | 944 | 933 | 879 | 902 | 765 | 694 | 493 | 373 | 4,162 | 4,008 | 8,498 |
| 10 | Delta | 0 | 0 | 842 | 819 | 622 | 637 | 617 | 581 | 563 | 586 | 341 | 318 | 2,985 | 2,941 | 6,033 |
| 11 | Ebonyi | 0 | 0 | 1,211 | 1,249 | 1,116 | 1,079 | 1,024 | 974 | 904 | 925 | 691 | 662 | 4,946 | 4,889 | 9,924 |
| 12 | Edo | 0 | 0 | 539 | 500 | 387 | 384 | 403 | 389 | 408 | 375 | 203 | 191 | 1,940 | 1,839 | 3,866 |
| 13 | Ekiti | 0 | 0 | 219 | 196 | 168 | 158 | 175 | 165 | 131 | 112 | 71 | 77 | 764 | 708 | 1,501 |
| 14 | Enugu | 0 | 0 | 626 | 630 | 538 | 594 | 603 | 628 | 483 | 500 | 308 | 368 | 2,558 | 2,720 | 5,322 |
| 15 | Fct-Abuja | 0 | 0 | 635 | 660 | 642 | 727 | 586 | 675 | 518 | 564 | 338 | 408 | 2,719 | 3,034 | 5,855 |
| 16 | Gombe | 0 | 0 | 1,062 | 900 | 794 | 706 | 658 | 607 | 596 | 608 | 566 | 565 | 3,676 | 3,386 | 7,120 |
| 17 | Imo | 0 | 0 | 933 | 1,070 | 1,086 | 1,032 | 1,130 | 1,122 | 1,031 | 1,080 | 787 | 692 | 4,967 | 4,996 | 10,051 |
| 18 | Jigawa | 0 | 0 | 888 | 845 | 561 | 573 | 647 | 632 | 640 | 560 | 647 | 564 | 3,383 | 3,174 | 6,585 |
| 19 | Kaduna | 0 | 0 | 2,527 | 2,520 | 2,136 | 2,039 | 1,815 | 1,580 | 1,494 | 1,553 | 1,239 | 1,393 | 9,211 | 9,085 | 18,573 |
| 20 | Kano | 0 | 0 | 2,785 | 2,620 | 2,711 | 2,189 | 2,362 | 1,983 | 2,092 | 1,731 | 1,752 | 1,868 | 11,702 | 10,391 | 22,213 |
| 21 | Katsina | 0 | 0 | 3,043 | 2,574 | 2,518 | 2,145 | 2,448 | 2,247 | 2,312 | 2,073 | 2,398 | 1,992 | 12,719 | 11,031 | 23,834 |
| 22 | Kebbi | 0 | 0 | 1,489 | 1,104 | 1,020 | 792 | 846 | 525 | 786 | 630 | 643 | 441 | 4,784 | 3,492 | 8,442 |
| 23 | Kogi | 0 | 0 | 869 | 843 | 621 | 651 | 600 | 575 | 526 | 563 | 463 | 483 | 3,079 | 3,115 | 6,263 |
| 24 | Kwara | 0 | 0 | 335 | 291 | 251 | 241 | 274 | 282 | 250 | 208 | 145 | 130 | 1,255 | 1,152 | 2,464 |
| 25 | Lagos | 0 | 0 | 2,035 | 2,040 | 1,837 | 1,879 | 1,774 | 1,854 | 1,575 | 1,755 | 1,378 | 1,503 | 8,599 | 9,031 | 18,057 |
| 26 | Nasarawa | 0 | 0 | 916 | 912 | 714 | 721 | 781 | 721 | 594 | 552 | 482 | 388 | 3,487 | 3,294 | 6,959 |
| 27 | Niger | 0 | 0 | 1,854 | 1,417 | 1,518 | 1,298 | 1,161 | 918 | 1,002 | 919 | 710 | 564 | 6,245 | 5,116 | 11,489 |
| 28 | Ogun | 0 | 0 | 896 | 765 | 615 | 591 | 595 | 551 | 584 | 524 | 345 | 310 | 3,035 | 2,741 | 5,861 |
| 29 | Ondo | 0 | 0 | 926 | 972 | 735 | 884 | 698 | 704 | 674 | 546 | 721 | 660 | 3,754 | 3,766 | 7,578 |
| 30 | Osun | 0 | 0 | 322 | 354 | 294 | 276 | 229 | 178 | 152 | 164 | 89 | 130 | 1,086 | 1,102 | 2,363 |
| 31 | Oyo | 0 | 0 | 8,109 | 7,592 | 8,020 | 8,914 | 7,127 | 6,657 | 6,287 | 6,548 | 6,354 | 6,696 | 35,897 | 36,407 | 72,559 |
| 32 | Plateau | 0 | 0 | 1,456 | 1,393 | 1,070 | 1,013 | 1,093 | 1,058 | 987 | 944 | 709 | 734 | 5,315 | 5,142 | 10,597 |
| 33 | Rivers | 0 | 0 | 997 | 944 | 860 | 830 | 818 | 786 | 703 | 806 | 446 | 505 | 3,824 | 3,871 | 7,870 |
| 34 | Sokoto | 0 | 0 | 1,501 | 1,150 | 1,139 | 950 | 1,008 | 651 | 663 | 540 | 537 | 472 | 4,848 | 3,763 | 8,637 |
| 35 | Taraba | 0 | 0 | 1,980 | 1,800 | 1,578 | 1,429 | 1,499 | 1,287 | 1,258 | 1,120 | 932 | 928 | 7,247 | 6,564 | 14,026 |
| 36 | Yobe | 0 | 0 | 765 | 628 | 569 | 513 | 605 | 443 | 415 | 386 | 416 | 432 | 2,770 | 2,402 | 5,162 |
| 37 | Zamfara | 0 | 0 | 2,433 | 1,866 | 1,828 | 1,362 | 1,669 | 898 | 1,281 | 804 | 1,222 | 842 | 8,433 | 5,772 | 14,277 |
| | total | 0 | 0 | 55,524 | 51,170 | 46,496 | 45,045 | 42,856 | 39,000 | 38,125 | 36,390 | 32,029 | 31,274 | 215,030 | 202,879 | 422,962 |

2.7.3 Statistics on Primary School Completion Rates by State , Age and Gender

Table 2.30: Primary School Completion Rate by State, Age and Gender, 2017/2018

| S/N | State | Enrolment in Pry 6 | | | Age 11 | | | Completion Rate | | |
|-----|--------------|--------------------|------------------|------------------|------------------|------------------|------------------|-----------------|------------|------------|
| | | Male | Female | Total | Male | Female | Total | Male | Female | Total |
| 1 | Abia | 17,569 | 17,319 | 34,888 | 33,321 | 28,225 | 61,546 | 53 | 61 | 57 |
| 2 | Adamawa | 47,436 | 41,867 | 89,303 | 54,981 | 46,091 | 101,073 | 86 | 91 | 88 |
| 3 | Akwa Ibom | 118,590 | 128,711 | 247,301 | 50,643 | 43,549 | 94,192 | 234 | 296 | 263 |
| 4 | Anambra | 44,926 | 45,399 | 90,325 | 55,957 | 49,291 | 105,248 | 80 | 92 | 86 |
| 5 | Bauchi | 56,907 | 49,262 | 106,169 | 85,024 | 72,441 | 157,465 | 67 | 68 | 67 |
| 6 | Bayelsa | 7,015 | 6,810 | 13,825 | 15,921 | 12,912 | 28,833 | 44 | 53 | 48 |
| 7 | Benue | 33,370 | 27,857 | 61,227 | 71,093 | 61,145 | 132,239 | 47 | 46 | 46 |
| 8 | Borno | 41,929 | 40,993 | 82,922 | 70,846 | 60,572 | 131,418 | 59 | 68 | 63 |
| 9 | Cross_Rivers | 14,099 | 13,041 | 27,140 | 35,730 | 30,373 | 66,103 | 39 | 43 | 41 |
| 10 | Delta | 34,508 | 34,722 | 69,230 | 58,439 | 50,795 | 109,234 | 59 | 68 | 63 |
| 11 | Ebonyi | 32,627 | 33,205 | 65,832 | 26,599 | 21,833 | 48,432 | 123 | 152 | 136 |
| 12 | Edo | 28,693 | 28,002 | 56,695 | 42,201 | 35,962 | 78,163 | 68 | 78 | 73 |
| 13 | Ekiti | 15,901 | 15,581 | 31,482 | 23,613 | 19,575 | 43,188 | 67 | 80 | 73 |
| 14 | Enugu | 20,540 | 20,110 | 40,650 | 43,003 | 37,676 | 80,679 | 48 | 53 | 50 |
| 15 | Fct | 19,323 | 18,971 | 38,294 | 12,803 | 10,244 | 23,047 | 151 | 185 | 166 |
| 16 | Gombe | 33,334 | 26,776 | 60,110 | 31,360 | 19,071 | 50,431 | 106 | 140 | 119 |
| 17 | Imo | 93,730 | 90,700 | 184,430 | 73,439 | 64,977 | 138,417 | 128 | 140 | 133 |
| 18 | Jigawa | 57,064 | 51,096 | 108,160 | 82,145 | 67,753 | 149,897 | 69 | 75 | 72 |
| 19 | Kaduna | 93,407 | 87,864 | 181,271 | 73,680 | 66,410 | 140,090 | 127 | 132 | 129 |
| 20 | Kano | 202,779 | 196,920 | 399,699 | 184,120 | 158,971 | 343,091 | 110 | 124 | 116 |
| 21 | Katsina | 131,770 | 109,747 | 241,517 | 115,796 | 97,075 | 212,872 | 114 | 113 | 113 |
| 22 | Kebbi | 47,649 | 29,933 | 77,582 | 56,625 | 47,002 | 103,627 | 84 | 64 | 75 |
| 23 | Kogi | 25,330 | 24,023 | 49,353 | 54,488 | 47,069 | 101,557 | 46 | 51 | 49 |
| 24 | Kwara | 17,195 | 15,491 | 32,686 | 30,573 | 25,972 | 56,544 | 56 | 60 | 58 |
| 25 | Lagos | 58,984 | 61,425 | 120,409 | 162,307 | 147,683 | 309,990 | 36 | 42 | 39 |
| 26 | Nasarawa | 23,639 | 20,349 | 43,988 | 23,372 | 19,474 | 42,845 | 101 | 104 | 103 |
| 27 | Niger | 47,341 | 37,026 | 84,367 | 69,438 | 61,057 | 130,495 | 68 | 61 | 65 |
| 28 | Ogun | 43,693 | 43,216 | 86,909 | 55,034 | 49,187 | 104,221 | 79 | 88 | 83 |
| 29 | Ondo | 83,354 | 82,403 | 165,757 | 44,052 | 38,550 | 82,602 | 189 | 214 | 201 |
| 30 | Osun | 23,297 | 24,109 | 47,406 | 41,076 | 34,821 | 75,898 | 57 | 69 | 62 |
| 31 | Oyo | 104,320 | 113,458 | 217,778 | 81,908 | 72,139 | 154,046 | 127 | 157 | 141 |
| 32 | Plateau | 30,609 | 29,316 | 59,925 | 49,243 | 43,316 | 92,558 | 62 | 68 | 65 |
| 33 | Rivers | 16,395 | 17,067 | 33,462 | 75,349 | 65,381 | 140,730 | 22 | 26 | 24 |
| 34 | Sokoto | 37,001 | 23,621 | 60,622 | 67,088 | 56,163 | 123,251 | 55 | 42 | 49 |
| 35 | Taraba | 40,079 | 32,775 | 72,854 | 32,106 | 26,311 | 58,417 | 125 | 125 | 125 |
| 36 | Yobe | 36,462 | 30,105 | 66,567 | 32,872 | 26,402 | 59,274 | 111 | 114 | 112 |
| 37 | Zamfara | 34,761 | 20,769 | 55,530 | 58,214 | 48,354 | 106,568 | 60 | 43 | 52 |
| | Total | 2,527,217 | 2,359,705 | 4,886,922 | 2,174,458 | 1,863,824 | 4,038,282 | 116 | 127 | 121 |

2.8 Quality Input Indicators

2.8.1 National Summary of Qualified and Unqualified Teachers

Table 2.31: National Summary of Public and Private Primary School Teachers by Gender: 2013/2014-2017/2018

| Year | All Teachers | | | Qualified Teachers | | | % Qualified | | |
|---------|--------------|--------|--------|--------------------|--------|--------|-------------|--------|-----|
| | Male | Female | M+F | Male | Female | M+F | Male | Female | M+F |
| 2013/14 | 282096 | 233305 | 515401 | 199847 | 207778 | 407625 | 71 | 89 | 79 |
| 2014/15 | 270882 | 252547 | 523429 | 187124 | 223107 | 410231 | 69 | 88 | 78 |
| 2015/16 | 238431 | 214817 | 453248 | 165093 | 189163 | 354256 | 69 | 88 | 78 |
| 2016/17 | 247472 | 232640 | 472077 | 162380 | 183421 | 345801 | 66 | 79 | 73 |
| 2017/18 | 422223 | 491356 | 913579 | 269151 | 298882 | 568033 | 64 | 61 | 62 |

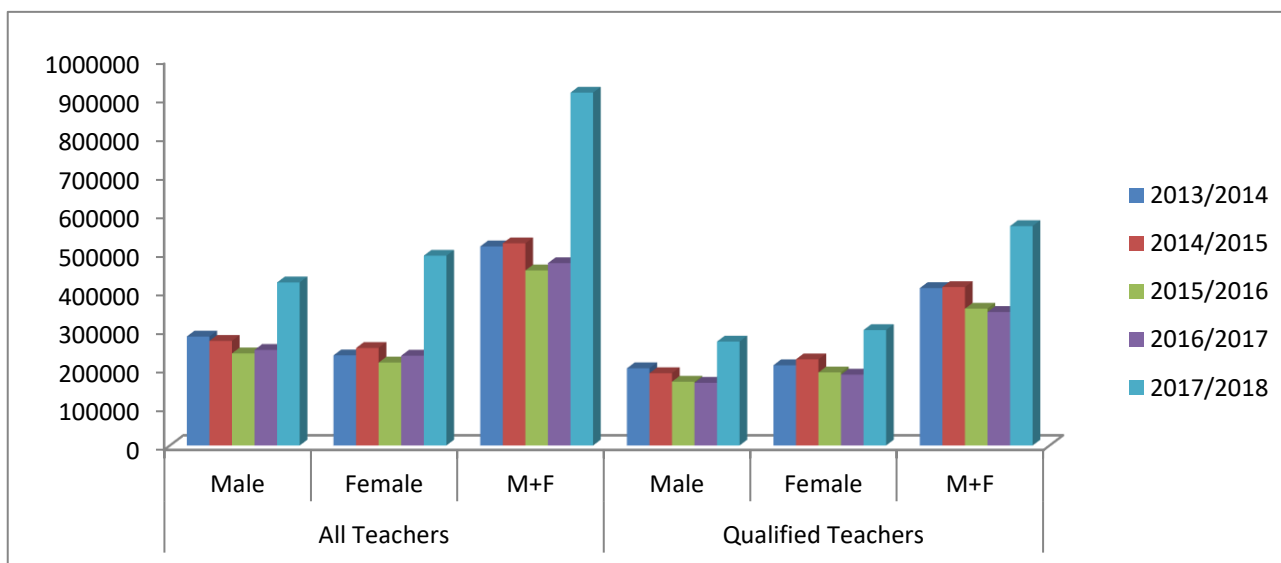
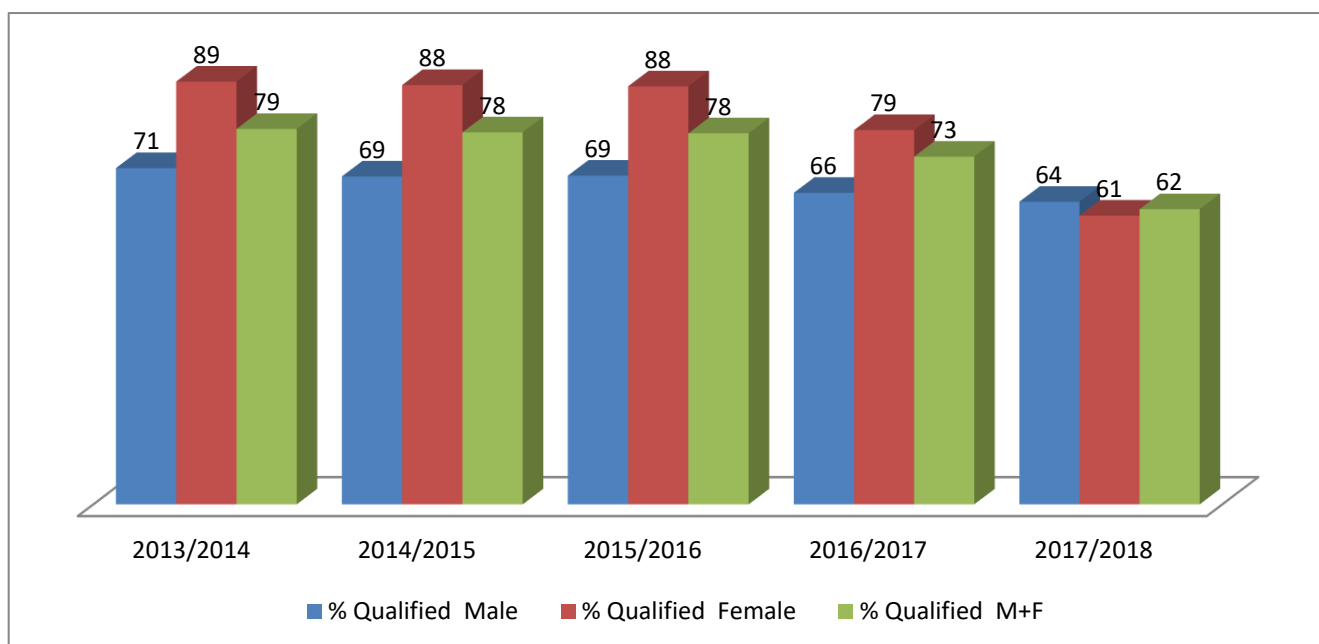


Figure 2.4: National Summary of Public and Private Primary School Teachers by Gender: 2013/2014-2017/2018



2.8.2 Statistics on Number and Proportion of Qualified Teachers in Public Schools by State and Gender

Table 2.32 : Number of Teaching and Qualified Teaching Staff in Public Primary Schools by State and Gender, 2017-2018

| s/n | State | Public | | | | | | | | |
|-----|--------------|----------------|----------------|----------------|-------------|--------------------------|----------------|----------------|-------------------------|-------------|
| | | Teacher | | | | Qualified Teaching Staff | | | | |
| | | Male | Female | Total | % of Female | Male | Female | Total | % of Qualified Teachers | % of Female |
| 1 | Abia | 1,055 | 7,771 | 8,826 | 88 | 877 | 4,798 | 5,675 | 64 | 85 |
| 2 | Adamawa | 13,459 | 8,066 | 21,525 | 37 | 8,752 | 5,726 | 14,478 | 67 | 40 |
| 3 | Akwa-Ibom | 2,978 | 8,311 | 11,289 | 74 | 2,677 | 6,625 | 9,302 | 82 | 71 |
| 4 | Anambra | 624 | 8,341 | 8,965 | 93 | 572 | 4,404 | 4,976 | 56 | 89 |
| 5 | Bauchi | 13,695 | 6,333 | 20,028 | 32 | 9,921 | 5,438 | 15,359 | 77 | 35 |
| 6 | Bayelsa | 2,623 | 3,112 | 5,735 | 54 | 2,088 | 1,904 | 3,992 | 70 | 48 |
| 7 | Benue | 9,981 | 7,242 | 17,223 | 42 | 8,867 | 6,059 | 14,926 | 87 | 41 |
| 8 | Borno | 9,206 | 7,414 | 16,620 | 45 | 5,568 | 5,289 | 10,857 | 65 | 49 |
| 9 | Cross-River | 5,254 | 6,252 | 11,506 | 54 | 4,544 | 4,399 | 8,943 | 78 | 49 |
| 10 | Delta | 3,630 | 11,389 | 15,019 | 76 | 3,200 | 7,352 | 10,552 | 70 | 70 |
| 11 | Ebonyi | 4,000 | 5,890 | 9,890 | 60 | 3,543 | 4,465 | 8,008 | 81 | 56 |
| 12 | Edo | 2,390 | 7,678 | 10,068 | 76 | 2,298 | 6,430 | 8,728 | 87 | 74 |
| 13 | Ekiti | 1,748 | 6,627 | 8,375 | 79 | 1,632 | 5,534 | 7,166 | 86 | 77 |
| 14 | Enugu | 1,715 | 8,464 | 10,179 | 83 | 1,563 | 4,832 | 6,395 | 63 | 76 |
| 15 | Fct-Abuja | 6,712 | 5,915 | 12,627 | 47 | 5,822 | 3,893 | 9,715 | 77 | 40 |
| 16 | Gombe | 9,104 | 5,176 | 14,280 | 36 | 4,663 | 3,479 | 8,142 | 57 | 43 |
| 17 | Imo | 1,072 | 10,258 | 11,330 | 91 | 997 | 5,851 | 6,848 | 60 | 85 |
| 18 | Jigawa | 12,886 | 1,890 | 14,776 | 13 | 6,430 | 1,028 | 7,458 | 50 | 14 |
| 19 | Kaduna | 13,602 | 12,294 | 25,896 | 47 | 10,123 | 9,202 | 19,325 | 75 | 48 |
| 20 | Kano | 41,475 | 13,699 | 55,174 | 25 | 25,834 | 8,104 | 33,938 | 62 | 24 |
| 21 | Katsina | 19,120 | 5,924 | 25,044 | 24 | 12,181 | 4,621 | 16,802 | 67 | 28 |
| 22 | Kebbi | 14,408 | 4,601 | 19,009 | 24 | 7,109 | 2,732 | 9,841 | 52 | 28 |
| 23 | Kogi | 6,706 | 8,858 | 15,564 | 57 | 5,602 | 6,770 | 12,372 | 79 | 55 |
| 24 | Kwara | 6,112 | 7,695 | 13,807 | 56 | 4,698 | 5,144 | 9,842 | 71 | 52 |
| 25 | Lagos | 2,763 | 9,420 | 12,183 | 77 | 2,225 | 4,787 | 7,012 | 58 | 68 |
| 26 | Nasarawa | 9,348 | 6,246 | 15,594 | 40 | 7,309 | 4,071 | 11,380 | 73 | 36 |
| 27 | Niger | 16,506 | 8,567 | 25,073 | 34 | 10,697 | 6,584 | 17,281 | 69 | 38 |
| 28 | Ogun | 4,179 | 10,791 | 14,970 | 72 | 3,945 | 7,422 | 11,367 | 76 | 65 |
| 29 | Ondo | 4,377 | 8,991 | 13,368 | 67 | 3,769 | 6,852 | 10,621 | 79 | 65 |
| 30 | Osun | 3,156 | 8,993 | 12,149 | 74 | 3,007 | 7,933 | 10,940 | 90 | 73 |
| 31 | Oyo | 6,137 | 15,394 | 21,531 | 71 | 5,663 | 12,304 | 17,967 | 83 | 68 |
| 32 | Plateau | 11,260 | 8,238 | 19,498 | 42 | 9,561 | 6,017 | 15,578 | 80 | 39 |
| 33 | Rivers | 5,280 | 10,331 | 15,611 | 66 | 4,082 | 4,686 | 8,768 | 56 | 53 |
| 34 | Sokoto | 15,907 | 3,405 | 19,312 | 18 | 6,287 | 1,721 | 8,008 | 41 | 21 |
| 35 | Taraba | 13,776 | 6,717 | 20,493 | 33 | 10,204 | 4,902 | 15,106 | 74 | 32 |
| 36 | Yobe | 5,871 | 3,140 | 9,011 | 35 | 3,261 | 2,013 | 5,274 | 59 | 38 |
| 37 | Zamfara | 10,921 | 2,184 | 13,105 | 17 | 6,188 | 1,569 | 7,757 | 59 | 20 |
| | Total | 313,036 | 281,617 | 594,653 | 47 | 215,759 | 194,940 | 410,699 | 69 | 47 |

2.8.3 Statistics on Number and Proportion of Qualified Teachers in Private Schools by State and Gender

Table 2.33: Number of Teaching and Qualified Teaching Staff in Private Primary Schools by State and Gender

| S/N | State | Private | | | | | | | | |
|-----|--------------|----------------|----------------|----------------|-------------|--------------------------|----------------|----------------|-------------------------|-------------|
| | | Teacher | | | | Qualified Teaching Staff | | | | |
| | | Male | Female | Total | % of Female | Male | Female | Total | % of Qualified Teachers | % of Female |
| 1 | Abia | 880 | 5,400 | 6,280 | 86 | 432 | 2,774 | 3,206 | 51 | 87 |
| 2 | Adamawa | 2,868 | 2469 | 5,337 | 46 | 1521 | 1433 | 2,954 | 55 | 49 |
| 3 | Akwa-Ibom | 3,192 | 6,396 | 9,588 | 67 | 1,512 | 3420 | 4,932 | 51 | 69 |
| 4 | Anambra | 1,201 | 10,523 | 11,724 | 90 | 565 | 5,485 | 6,050 | 52 | 91 |
| 5 | Bauchi | 2,658 | 1733 | 4,391 | 39 | 1,280 | 869 | 2,149 | 49 | 40 |
| 6 | Bayelsa | 1,377 | 2874 | 4,251 | 68 | 499 | 895 | 1,394 | 33 | 64 |
| 7 | Benue | 5,621 | 4,287 | 9,908 | 43 | 2,940 | 2401 | 5,341 | 54 | 45 |
| 8 | Borno | 2,478 | 1642 | 4,120 | 40 | 1111 | 746 | 1857 | 45 | 40 |
| 9 | Cross-River | 2,073 | 4,171 | 6,244 | 67 | 1,200 | 2,267 | 3,467 | 56 | 65 |
| 10 | Delta | 2,293 | 9,994 | 12,287 | 81 | 1,108 | 4,465 | 5,573 | 45 | 80 |
| 11 | Ebonyi | 885 | 3,159 | 4,044 | 78 | 400 | 1261 | 1,661 | 41 | 76 |
| 12 | Edo | 1,316 | 4,492 | 5,808 | 77 | 594 | 2,247 | 2,841 | 49 | 79 |
| 13 | Ekiti | 1,225 | 4195 | 5,420 | 77 | 558 | 1872 | 2,430 | 45 | 77 |
| 14 | Enugu | 741 | 5,463 | 6,204 | 88 | 388 | 2,982 | 3,370 | 54 | 88 |
| 15 | Fct-Abuja | 2,990 | 4,763 | 7,753 | 61 | 2,125 | 2995 | 5,120 | 66 | 58 |
| 16 | Gombe | 1,822 | 1745 | 3,567 | 49 | 946 | 847 | 1793 | 50 | 47 |
| 17 | Imo | 1,454 | 7,870 | 9,324 | 84 | 741 | 3,549 | 4,290 | 46 | 83 |
| 18 | Jigawa | 1352 | 471 | 1823 | 26 | 544 | 178 | 722 | 40 | 25 |
| 19 | Kaduna | 4,571 | 5,552 | 10,123 | 55 | 2,190 | 3,137 | 5,327 | 53 | 59 |
| 20 | Kano | 5,163 | 4,836 | 9,999 | 48 | 2,561 | 2408 | 4,969 | 50 | 48 |
| 21 | Katsina | 3,110 | 1681 | 4,791 | 35 | 1693 | 938 | 2,631 | 55 | 36 |
| 22 | Kebbi | 5274 | 1470 | 6,744 | 22 | 1155 | 482 | 1637 | 24 | 29 |
| 23 | Kogi | 2,339 | 4,548 | 6,887 | 66 | 1,063 | 2267 | 3,330 | 48 | 68 |
| 24 | Kwara | 2,814 | 5,980 | 8,794 | 68 | 1,528 | 3,344 | 4,872 | 55 | 69 |
| 25 | Lagos | 12,221 | 35,502 | 47,723 | 74 | 5,419 | 14,691 | 20,110 | 42 | 73 |
| 26 | Nasarawa | 4,040 | 5,273 | 9,313 | 57 | 2,438 | 2,966 | 5,404 | 58 | 55 |
| 27 | Niger | 5,257 | 5,569 | 10,826 | 51 | 2,478 | 3,030 | 5,508 | 51 | 55 |
| 28 | Ogun | 3,751 | 10,722 | 14,473 | 74 | 1,973 | 4,927 | 6,900 | 48 | 71 |
| 29 | Ondo | 2,831 | 6,715 | 9,546 | 70 | 1,202 | 3178 | 4,380 | 46 | 73 |
| 30 | Osun | 2,922 | 8,723 | 11,645 | 75 | 1,447 | 4,838 | 6,285 | 54 | 77 |
| 31 | Oyo | 3,897 | 11,804 | 15,701 | 75 | 2,466 | 7,652 | 10,118 | 64 | 76 |
| 32 | Plateau | 3,591 | 5,031 | 8,622 | 58 | 2,194 | 3,195 | 5,389 | 63 | 59 |
| 33 | Rivers | 3,655 | 10,255 | 13,910 | 74 | 1,618 | 4,094 | 5,712 | 41 | 72 |
| 34 | Sokoto | 916 | 772 | 1688 | 46 | 607 | 500 | 1107 | 66 | 45 |
| 35 | Taraba | 3,402 | 2229 | 5,631 | 40 | 1,429 | 802 | 2,231 | 40 | 36 |
| 36 | Yobe | 908 | 499 | 1407 | 35 | 532 | 268 | 800 | 57 | 34 |
| 37 | Zamfara | 2099 | 931 | 3,030 | 31 | 935 | 539 | 1474 | 49 | 37 |
| | Total | 109,187 | 209,739 | 318,926 | 66 | 53,392 | 103,942 | 157,334 | 49 | 66 |

2.8.4 Statistics on Number and Proportion of Qualified Teachers in Public and Private Schools by State and Gender

Table 2.34: Number of Teaching and Qualified Teaching Staff in Public and Private Primary Schools by State and Gender

| S/N | State | Total Teachers | | | | | | | | |
|-----|-------------|----------------|---------|---------|-------------|--------------------------|---------|---------|-------------------------|-------------|
| | | Teacher | | | | Qualified Teaching Staff | | | | |
| | | Male | Female | Total | % of Female | Male | Female | Total | % of Qualified Teachers | % of Female |
| 1 | Abia | 1,935 | 13,171 | 15,106 | 87 | 1,309 | 7,572 | 8,881 | 59 | 85 |
| 2 | Adamawa | 16,327 | 10,535 | 26,862 | 39 | 10,273 | 7,159 | 17,432 | 65 | 41 |
| 3 | Akwa-Ibom | 6,170 | 14,707 | 20,877 | 70 | 4,189 | 10,045 | 14,234 | 68 | 71 |
| 4 | Anambra | 1,825 | 18,864 | 20,689 | 91 | 1,137 | 9,889 | 11,026 | 53 | 90 |
| 5 | Bauchi | 16,353 | 8,066 | 24,419 | 33 | 11,201 | 6,307 | 17,508 | 72 | 36 |
| 6 | Bayelsa | 4,000 | 5,986 | 9,986 | 60 | 2,587 | 2,799 | 5,386 | 54 | 52 |
| 7 | Benue | 15,602 | 11,529 | 27,131 | 42 | 11,807 | 8,460 | 20,267 | 75 | 42 |
| 8 | Borno | 11,684 | 9,056 | 20,740 | 44 | 6,679 | 6,035 | 12,714 | 61 | 47 |
| 9 | Cross-River | 7,327 | 10,423 | 17,750 | 59 | 5,744 | 6,666 | 12,410 | 70 | 54 |
| 10 | Delta | 5,923 | 21,383 | 27,306 | 78 | 4,308 | 11,817 | 16,125 | 59 | 73 |
| 11 | Ebonyi | 4,885 | 9,049 | 13,934 | 65 | 3,943 | 5,726 | 9,669 | 69 | 59 |
| 12 | Edo | 3,706 | 12,170 | 15,876 | 77 | 2,892 | 8,677 | 11,569 | 73 | 75 |
| 13 | Ekiti | 2,973 | 10,822 | 13,795 | 78 | 2,190 | 7,406 | 9,596 | 70 | 77 |
| 14 | Enugu | 2,456 | 13,927 | 16,383 | 85 | 1,951 | 7,814 | 9,765 | 60 | 80 |
| 15 | Fct-Abuja | 9,702 | 10,678 | 20,380 | 52 | 7,947 | 6,888 | 14,835 | 73 | 46 |
| 16 | Gombe | 10,926 | 6,921 | 17,847 | 39 | 5,609 | 4,326 | 9,935 | 56 | 44 |
| 17 | Imo | 2,526 | 18,128 | 20,654 | 88 | 1,738 | 9,400 | 11,138 | 54 | 84 |
| 18 | Jigawa | 14,238 | 2,361 | 16,599 | 14 | 6,974 | 1,206 | 8,180 | 49 | 15 |
| 19 | Kaduna | 18,173 | 17,846 | 36,019 | 50 | 12,313 | 12,339 | 24,652 | 68 | 50 |
| 20 | Kano | 46,638 | 18,535 | 65,173 | 28 | 28,395 | 10,512 | 38,907 | 60 | 27 |
| 21 | Katsina | 22,230 | 7,605 | 29,835 | 25 | 13,874 | 5,559 | 19,433 | 65 | 29 |
| 22 | Kebbi | 19,682 | 6,071 | 25,753 | 24 | 8,264 | 3,214 | 11,478 | 45 | 28 |
| 23 | Kogi | 9,045 | 13,406 | 22,451 | 60 | 6,665 | 9,037 | 15,702 | 70 | 58 |
| 24 | Kwara | 8,926 | 13,675 | 22,601 | 61 | 6,226 | 8,488 | 14,714 | 65 | 58 |
| 25 | Lagos | 14,984 | 44,922 | 59,906 | 75 | 7,644 | 19,478 | 27,122 | 45 | 72 |
| 26 | Nasarawa | 13,388 | 11,519 | 24,907 | 46 | 9,747 | 7,037 | 16,784 | 67 | 42 |
| 27 | Niger | 21,763 | 14,136 | 35,899 | 39 | 13,175 | 9,614 | 22,789 | 63 | 42 |
| 28 | Ogun | 7,930 | 21,513 | 29,443 | 73 | 5,918 | 12,349 | 18,267 | 62 | 68 |
| 29 | Ondo | 7,208 | 15,706 | 22,914 | 69 | 4,971 | 10,030 | 15,001 | 65 | 67 |
| 30 | Osun | 6,078 | 17,716 | 23,794 | 74 | 4,454 | 12,771 | 17,225 | 72 | 74 |
| 31 | Oyo | 10,034 | 27,198 | 37,232 | 73 | 8,129 | 19,956 | 28,085 | 75 | 71 |
| 32 | Plateau | 14,851 | 13,269 | 28,120 | 47 | 11,755 | 9,212 | 20,967 | 75 | 44 |
| 33 | Rivers | 8,935 | 20,586 | 29,521 | 70 | 5,700 | 8,780 | 14,480 | 49 | 61 |
| 34 | Sokoto | 16,823 | 4,177 | 21,000 | 20 | 6,894 | 2,221 | 9,115 | 43 | 24 |
| 35 | Taraba | 17,178 | 8,946 | 26,124 | 34 | 11,633 | 5,704 | 17,337 | 66 | 33 |
| 36 | Yobe | 6,779 | 3,639 | 10,418 | 35 | 3,793 | 2,281 | 6,074 | 58 | 38 |
| 37 | Zamfara | 13,020 | 3,115 | 16,135 | 19 | 7,123 | 2,108 | 9,231 | 57 | 23 |
| | | 422,223 | 491,356 | 913,579 | 54 | 269,151 | 298,882 | 568,033 | 62 | 53 |

2.8.5 Statistics on Qualified and Unqualified Teachers in Public Primary Schools by State and Gender

Table 2.35: Qualified and Unqualified Teaching Staff in Public Primary Schools by State and Gender

| S/N | State | Qualified Teaching Staff | | | Unqualified Teaching Staff | | | Total | | |
|-----|--------------|--------------------------|----------------|----------------|----------------------------|---------------|----------------|----------------|----------------|----------------|
| | | Male | Female | Total | Male | Female | Total | Male | Female | Total |
| 1 | Abia | 877 | 4,798 | 5,675 | 178 | 2,973 | 3,151 | 1,055 | 7,771 | 8,826 |
| 2 | Adamawa | 8,752 | 5,726 | 14,478 | 4,707 | 2,340 | 7,047 | 13,459 | 8,066 | 21,525 |
| 3 | Akwa-Ibom | 2,677 | 6,625 | 9,302 | 301 | 1,686 | 1,987 | 2,978 | 8,311 | 11,289 |
| 4 | Anambra | 572 | 4,404 | 4,976 | 52 | 3,937 | 3,989 | 624 | 8,341 | 8,965 |
| 5 | Bauchi | 9,921 | 5,438 | 15,359 | 3,774 | 895 | 4,669 | 13,695 | 6,333 | 20,028 |
| 6 | Bayelsa | 2,088 | 1,904 | 3,992 | 535 | 1,208 | 1,743 | 2,623 | 3,112 | 5,735 |
| 7 | Benue | 8,867 | 6,059 | 14,926 | 1,114 | 1,183 | 2,297 | 9,981 | 7,242 | 17,223 |
| 8 | Borno | 5,568 | 5,289 | 10,857 | 3,638 | 2,125 | 5,763 | 9,206 | 7,414 | 16,620 |
| 9 | Cross-River | 4,544 | 4,399 | 8,943 | 710 | 1,853 | 2,563 | 5,254 | 6,252 | 11,506 |
| 10 | Delta | 3,200 | 7,352 | 10,552 | 430 | 4,037 | 4,467 | 3,630 | 11,389 | 15,019 |
| 11 | Ebonyi | 3,543 | 4,465 | 8,008 | 457 | 1,425 | 1,882 | 4,000 | 5,890 | 9,890 |
| 12 | Edo | 2,298 | 6,430 | 8,728 | 92 | 1,248 | 1,340 | 2,390 | 7,678 | 10,068 |
| 13 | Ekiti | 1,632 | 5,534 | 7,166 | 116 | 1,093 | 1,209 | 1,748 | 6,627 | 8,375 |
| 14 | Enugu | 1,563 | 4,832 | 6,395 | 152 | 3,632 | 3,784 | 1,715 | 8,464 | 10,179 |
| 15 | Fct-Abuja | 5,822 | 3,893 | 9,715 | 890 | 2,022 | 2,912 | 6,712 | 5,915 | 12,627 |
| 16 | Gombe | 4,663 | 3,479 | 8,142 | 4,441 | 1,697 | 6,138 | 9,104 | 5,176 | 14,280 |
| 17 | Imo | 997 | 5,851 | 6,848 | 75 | 4,407 | 4,482 | 1,072 | 10,258 | 11,330 |
| 18 | Jigawa | 6,430 | 1,028 | 7,458 | 6,456 | 862 | 7,318 | 12,886 | 1,890 | 14,776 |
| 19 | Kaduna | 10,123 | 9,202 | 19,325 | 3,479 | 3,092 | 6,571 | 13,602 | 12,294 | 25,896 |
| 20 | Kano | 25,834 | 8,104 | 33,938 | 15,641 | 5,595 | 21,236 | 41,475 | 13,699 | 55,174 |
| 21 | Katsina | 12,181 | 4,621 | 16,802 | 6,939 | 1,303 | 8,242 | 19,120 | 5,924 | 25,044 |
| 22 | Kebbi | 7,109 | 2,732 | 9,841 | 7,299 | 1,869 | 9,168 | 14,408 | 4,601 | 19,009 |
| 23 | Kogi | 5,602 | 6,770 | 12,372 | 1,104 | 2,088 | 3,192 | 6,706 | 8,858 | 15,564 |
| 24 | Kwara | 4,698 | 5,144 | 9,842 | 1,414 | 2,551 | 3,965 | 6,112 | 7,695 | 13,807 |
| 25 | Lagos | 2,225 | 4,787 | 7,012 | 538 | 4,633 | 5,171 | 2,763 | 9,420 | 12,183 |
| 26 | Nasarawa | 7,309 | 4,071 | 11,380 | 2,039 | 2,175 | 4,214 | 9,348 | 6,246 | 15,594 |
| 27 | Niger | 10,697 | 6,584 | 17,281 | 5,809 | 1,983 | 7,792 | 16,506 | 8,567 | 25,073 |
| 28 | Ogun | 3,945 | 7,422 | 11,367 | 234 | 3,369 | 3,603 | 4,179 | 10,791 | 14,970 |
| 29 | Ondo | 3,769 | 6,852 | 10,621 | 608 | 2,139 | 2,747 | 4,377 | 8,991 | 13,368 |
| 30 | Osun | 3,007 | 7,933 | 10,940 | 149 | 1,060 | 1,209 | 3,156 | 8,993 | 12,149 |
| 31 | Oyo | 5,663 | 12,304 | 17,967 | 474 | 3,090 | 3,564 | 6,137 | 15,394 | 21,531 |
| 32 | Plateau | 9,561 | 6,017 | 15,578 | 1,699 | 2,221 | 3,920 | 11,260 | 8,238 | 19,498 |
| 33 | Rivers | 4,082 | 4,686 | 8,768 | 1,198 | 5,645 | 6,843 | 5,280 | 10,331 | 15,611 |
| 34 | Sokoto | 6,287 | 1,721 | 8,008 | 9,620 | 1,684 | 11,304 | 15,907 | 3,405 | 19,312 |
| 35 | Taraba | 10,204 | 4,902 | 15,106 | 3,572 | 1,815 | 5,387 | 13,776 | 6,717 | 20,493 |
| 36 | Yobe | 3,261 | 2,013 | 5,274 | 2,610 | 1,127 | 3,737 | 5,871 | 3,140 | 9,011 |
| 37 | Zamfara | 6,188 | 1,569 | 7,757 | 4,733 | 615 | 5,348 | 10,921 | 2,184 | 13,105 |
| | Total | 215,759 | 194,940 | 410,699 | 97,277 | 86,677 | 183,954 | 313,036 | 281,617 | 594,653 |

2.8.6 Statistics on Qualified and Unqualified Teachers in Private Primary Schools by State and Gender

Table 2.36: Qualified and Unqualified Teaching Staff in Private Primary Schools by State and Gender

| S/N | State | Qualified Teaching Staff | | | Unqualified Teaching Staff | | | Total | | |
|-----|--------------|--------------------------|----------------|----------------|----------------------------|----------------|----------------|----------------|----------------|----------------|
| | | Male | Female | Total | Male | Female | Total | Male | Female | Total |
| 1 | Abia | 432 | 2,774 | 3,206 | 448 | 2,626 | 3,074 | 880 | 5,400 | 6,280 |
| 2 | Adamawa | 1,521 | 1,433 | 2,954 | 1,347 | 1,036 | 2,383 | 2,868 | 2,469 | 5,337 |
| 3 | Akwa-Ibom | 1,512 | 3,420 | 4,932 | 1,680 | 2,976 | 4,656 | 3,192 | 6,396 | 9,588 |
| 4 | Anambra | 565 | 5,485 | 6,050 | 636 | 5,038 | 5,674 | 1,201 | 10,523 | 11,724 |
| 5 | Bauchi | 1,280 | 869 | 2,149 | 1,378 | 864 | 2,242 | 2,658 | 1,733 | 4,391 |
| 6 | Bayelsa | 499 | 895 | 1,394 | 878 | 1,979 | 2,857 | 1,377 | 2,874 | 4,251 |
| 7 | Benue | 2,940 | 2,401 | 5,341 | 2,681 | 1,886 | 4,567 | 5,621 | 4,287 | 9,908 |
| 8 | Borno | 1,111 | 746 | 1,857 | 1,367 | 896 | 2,263 | 2,478 | 1,642 | 4,120 |
| 9 | Cross-River | 1,200 | 2,267 | 3,467 | 873 | 1,904 | 2,777 | 2,073 | 4,171 | 6,244 |
| 10 | Delta | 1,108 | 4,465 | 5,573 | 1,185 | 5,529 | 6,714 | 2,293 | 9,994 | 12,287 |
| 11 | Ebonyi | 400 | 1,261 | 1,661 | 485 | 1,898 | 2,383 | 885 | 3,159 | 4,044 |
| 12 | Edo | 594 | 2,247 | 2,841 | 722 | 2,245 | 2,967 | 1,316 | 4,492 | 5,808 |
| 13 | Ekiti | 558 | 1,872 | 2,430 | 667 | 2,323 | 2,990 | 1,225 | 4,195 | 5,420 |
| 14 | Enugu | 388 | 2,982 | 3,370 | 353 | 2,481 | 2,834 | 741 | 5,463 | 6,204 |
| 15 | FCT-Abuja | 2,125 | 2,995 | 5,120 | 865 | 1,768 | 2,633 | 2,990 | 4,763 | 7,753 |
| 16 | Gombe | 946 | 847 | 1,793 | 876 | 898 | 1,774 | 1,822 | 1,745 | 3,567 |
| 17 | Imo | 741 | 3,549 | 4,290 | 713 | 4,321 | 5,034 | 1,454 | 7,870 | 9,324 |
| 18 | Jigawa | 544 | 178 | 722 | 808 | 293 | 1,101 | 1,352 | 471 | 1,823 |
| 19 | Kaduna | 2,190 | 3,137 | 5,327 | 2,381 | 2,415 | 4,796 | 4,571 | 5,552 | 10,123 |
| 20 | Kano | 2,561 | 2,408 | 4,969 | 2,602 | 2,428 | 5,030 | 5,163 | 4,836 | 9,999 |
| 21 | Katsina | 1,693 | 938 | 2,631 | 1,417 | 743 | 2,160 | 3,110 | 1,681 | 4,791 |
| 22 | Kebbi | 1,155 | 482 | 1,637 | 4,119 | 988 | 5,107 | 5,274 | 1,470 | 6,744 |
| 23 | Kogi | 1,063 | 2,267 | 3,330 | 1,276 | 2,281 | 3,557 | 2,339 | 4,548 | 6,887 |
| 24 | Kwara | 1,528 | 3,344 | 4,872 | 1,286 | 2,636 | 3,922 | 2,814 | 5,980 | 8,794 |
| 25 | Lagos | 5,419 | 14,691 | 20,110 | 6,802 | 20,811 | 27,613 | 12,221 | 35,502 | 47,723 |
| 26 | Nasarawa | 2,438 | 2,966 | 5,404 | 1,602 | 2,307 | 3,909 | 4,040 | 5,273 | 9,313 |
| 27 | Niger | 2,478 | 3,030 | 5,508 | 2,779 | 2,539 | 5,318 | 5,257 | 5,569 | 10,826 |
| 28 | Ogun | 1,973 | 4,927 | 6,900 | 1,778 | 5,795 | 7,573 | 3,751 | 10,722 | 14,473 |
| 29 | Ondo | 1,202 | 3,178 | 4,380 | 1,629 | 3,537 | 5,166 | 2,831 | 6,715 | 9,546 |
| 30 | Osun | 1,447 | 4,838 | 6,285 | 1,475 | 3,885 | 5,360 | 2,922 | 8,723 | 11,645 |
| 31 | Oyo | 2,466 | 7,652 | 10,118 | 1,431 | 4,152 | 5,583 | 3,897 | 11,804 | 15,701 |
| 32 | Plateau | 2,194 | 3,195 | 5,389 | 1,397 | 1,836 | 3,233 | 3,591 | 5,031 | 8,622 |
| 33 | Rivers | 1,618 | 4,094 | 5,712 | 2,037 | 6,161 | 8,198 | 3,655 | 10,255 | 13,910 |
| 34 | Sokoto | 607 | 500 | 1,107 | 309 | 272 | 581 | 916 | 772 | 1,688 |
| 35 | Taraba | 1,429 | 802 | 2,231 | 1,973 | 1,427 | 3,400 | 3,402 | 2,229 | 5,631 |
| 36 | Yobe | 532 | 268 | 800 | 376 | 231 | 607 | 908 | 499 | 1,407 |
| 37 | Zamfara | 935 | 539 | 1,474 | 1,164 | 392 | 1,556 | 2,099 | 931 | 3,030 |
| | Total | 53,392 | 103,942 | 157,334 | 55,795 | 105,797 | 161,592 | 109,187 | 209,739 | 318,926 |

2.8.7 Statistics on Pupil-Teacher and Qualified Teacher Ratios by State

Table 3.37 Primary School Pupil-Teacher Ratio by State: 2017/2018

| S/N | State | Enrolment | Total Teachers | Qualified Teaching Staff | Pupils/Teacher Ratio (PTR) | Pupils/Qualified Teacher Ratio (PQTR) |
|-----|--------------|-------------------|----------------|--------------------------|----------------------------|---------------------------------------|
| 1 | Abia | 246,449 | 15,106 | 8,881 | 16 | 28 |
| 2 | Adamawa | 660,209 | 26,862 | 17,432 | 25 | 38 |
| 3 | Akwa-Ibom | 1,800,112 | 20,877 | 14,234 | 86 | 126 |
| 4 | Anambra | 539,616 | 20,689 | 11,026 | 26 | 49 |
| 5 | Bauchi | 934,811 | 24,419 | 17,508 | 38 | 53 |
| 6 | Bayelsa | 136,454 | 9,986 | 5,386 | 14 | 25 |
| 7 | Benue | 580,298 | 27,131 | 20,267 | 21 | 29 |
| 8 | Borno | 615,309 | 20,740 | 12,714 | 30 | 48 |
| 9 | Cross-River | 252,307 | 17,750 | 12,410 | 14 | 20 |
| 10 | Delta | 483,326 | 27,306 | 16,125 | 18 | 30 |
| 11 | Ebonyi | 419,432 | 13,934 | 9,669 | 30 | 43 |
| 12 | Edo | 387,353 | 15,876 | 11,569 | 24 | 33 |
| 13 | Ekiti | 219,766 | 13,795 | 9,596 | 16 | 23 |
| 14 | Enugu | 268,532 | 16,383 | 9,765 | 16 | 27 |
| 15 | FCT-Abuja | 287,877 | 20,380 | 14,835 | 14 | 19 |
| 16 | Gombe | 513,162 | 17,847 | 9,935 | 29 | 52 |
| 17 | Imo | 1,168,410 | 20,654 | 11,138 | 57 | 105 |
| 18 | Jigawa | 870,461 | 16,599 | 8,180 | 52 | 106 |
| 19 | Kaduna | 1,797,894 | 36,019 | 24,652 | 50 | 73 |
| 20 | Kano | 3,294,342 | 65,173 | 38,907 | 51 | 85 |
| 21 | Katsina | 1,928,076 | 29,835 | 19,433 | 65 | 99 |
| 22 | Kebbi | 801,862 | 25,753 | 11,478 | 31 | 70 |
| 23 | Kogi | 367,099 | 22,451 | 15,702 | 16 | 23 |
| 24 | Kwara | 285,172 | 22,601 | 14,714 | 13 | 19 |
| 25 | Lagos | 891,060 | 59,906 | 27,122 | 15 | 33 |
| 26 | Nasarawa | 414,118 | 24,907 | 16,784 | 17 | 25 |
| 27 | Niger | 838,712 | 35,899 | 22,789 | 23 | 37 |
| 28 | Ogun | 595,023 | 29,443 | 18,267 | 20 | 33 |
| 29 | Ondo | 1,042,509 | 22,914 | 15,001 | 45 | 69 |
| 30 | Osun | 406,112 | 23,794 | 17,225 | 17 | 24 |
| 31 | Oyo | 1,447,777 | 37,232 | 28,085 | 39 | 52 |
| 32 | Plateau | 604,352 | 28,120 | 20,967 | 21 | 29 |
| 33 | Rivers | 304,003 | 29,521 | 14,480 | 10 | 21 |
| 34 | Sokoto | 700,470 | 21,000 | 9,115 | 33 | 77 |
| 35 | Taraba | 669,641 | 26,124 | 17,337 | 26 | 39 |
| 36 | Yobe | 539,358 | 10,418 | 6,074 | 52 | 89 |
| 37 | Zamfara | 577,923 | 16,135 | 9,231 | 36 | 63 |
| | Total | 27,889,387 | 913,579 | 568,033 | 31 | 49 |

2.8.8.1 Statistics Of Non-Teaching Staff in Public and Private Primary Schools by State and Gender

Table 38: Non-Teaching Staff in Public and Private Primary Schools by State and Gender 2017/2018

| S/N | State | Number of Schools | Non- Teaching Staff in Public | | | Non- Teaching Staff in Primary | | | Total | | |
|-----|--------------|-------------------|-------------------------------|---------------|---------------|--------------------------------|---------------|---------------|---------------|---------------|----------------|
| | | | Male | Female | M+F | Male | Female | M+F | Male | Female | M+F |
| 1 | Abia | 885 | 539 | 858 | 1,397 | 356 | 1,002 | 1,358 | 895 | 1,860 | 2,755 |
| 2 | Adamawa | 1,906 | 1,383 | 796 | 2,179 | 420 | 770 | 1,190 | 1,803 | 1,566 | 3,369 |
| 3 | Akwa-Ibom | 1,170 | 76 | 154 | 230 | 981 | 2,375 | 3,356 | 1,057 | 2,529 | 3,586 |
| 4 | Anambra | 1,014 | 341 | 115 | 456 | 498 | 1,607 | 2,105 | 839 | 1,722 | 2,561 |
| 5 | Bauchi | 2,839 | 1,820 | 333 | 2,153 | 345 | 555 | 900 | 2,165 | 888 | 3,053 |
| 6 | Bayelsa | 489 | 1,317 | 1,686 | 3,003 | 284 | 1,071 | 1,355 | 1,601 | 2,757 | 4,358 |
| 7 | Benue | 2,333 | 707 | 707 | 1,414 | 613 | 1,017 | 1,630 | 1,320 | 1,724 | 3,044 |
| 8 | Borno | 948 | 758 | 253 | 1,011 | 432 | 547 | 979 | 1,190 | 800 | 1,990 |
| 9 | Cross-River | 1,079 | 1,361 | 1,117 | 2,478 | 606 | 1,860 | 2,466 | 1,967 | 2,977 | 4,944 |
| 10 | Delta | 1,097 | 1,376 | 1,302 | 2,678 | 665 | 2,490 | 3,155 | 2,041 | 3,792 | 5,833 |
| 11 | Ebonyi | 1,076 | 134 | 143 | 277 | 218 | 481 | 699 | 352 | 624 | 976 |
| 12 | Edo | 1,085 | 261 | 222 | 483 | 379 | 1,050 | 1,429 | 640 | 1,272 | 1,912 |
| 13 | Ekiti | 890 | 783 | 111 | 894 | 417 | 993 | 1,410 | 1,200 | 1,104 | 2,304 |
| 14 | Enugu | 1,201 | 168 | 184 | 352 | 375 | 1,003 | 1,378 | 543 | 1,187 | 1,730 |
| 15 | Fct-Abuja | 596 | 1,123 | 1,223 | 2,346 | 1,461 | 2,395 | 3,856 | 2,584 | 3,618 | 6,202 |
| 16 | Gombe | 1,428 | 1,118 | 471 | 1,589 | 252 | 508 | 760 | 1,370 | 979 | 2,349 |
| 17 | Imo | 1,280 | 384 | 156 | 540 | 575 | 1,278 | 1,853 | 959 | 1,434 | 2,393 |
| 18 | Jigawa | 2,324 | 1,792 | 112 | 1,904 | 108 | 142 | 250 | 1,900 | 254 | 2,154 |
| 19 | Kaduna | 3,723 | 1,603 | 571 | 2,174 | 801 | 1,623 | 2,424 | 2,404 | 2,194 | 4,598 |
| 20 | Kano | 5,859 | 5,616 | 800 | 6,416 | 551 | 1,101 | 1,652 | 6,167 | 1,901 | 8,068 |
| 21 | Katsina | 2,728 | 2,165 | 414 | 2,579 | 371 | 646 | 1,017 | 2,536 | 1,060 | 3,596 |
| 22 | Kebbi | 1,863 | 1,737 | 438 | 2,175 | 333 | 362 | 695 | 2,070 | 800 | 2,870 |
| 23 | Kogi | 2,034 | 599 | 587 | 1,186 | 369 | 949 | 1,318 | 968 | 1,536 | 2,504 |
| 24 | Kwara | 1,550 | 791 | 950 | 1,741 | 540 | 1,741 | 2,281 | 1,331 | 2,691 | 4,022 |
| 25 | Lagos | 1,094 | 3,163 | 4,633 | 7,796 | 3,703 | 12,271 | 15,974 | 6,866 | 16,904 | 23,770 |
| 26 | Nasarawa | 1,147 | 517 | 439 | 956 | 548 | 1,514 | 2,062 | 1,065 | 1,953 | 3,018 |
| 27 | Niger | 3,151 | 558 | 432 | 990 | 820 | 1,884 | 2,704 | 1,378 | 2,316 | 3,694 |
| 28 | Ogun | 1,550 | 173 | 2,819 | 2,992 | 1,103 | 3,382 | 4,485 | 1,276 | 6,201 | 7,477 |
| 29 | Ondo | 1,281 | 1,066 | 425 | 1,491 | 497 | 1,276 | 1,773 | 1,563 | 1,701 | 3,264 |
| 30 | Osun | 1,342 | 72 | 87 | 159 | 472 | 1,691 | 2,163 | 544 | 1,778 | 2,322 |
| 31 | Oyo | 2,452 | 181 | 121 | 302 | 671 | 2,512 | 3,183 | 852 | 2,633 | 3,485 |
| 32 | Plateau | 2,337 | 1,610 | 1,310 | 2,920 | 584 | 1,935 | 2,519 | 2,194 | 3,245 | 5,439 |
| 33 | Rivers | 949 | 1,253 | 1,163 | 2,416 | 1,287 | 5,427 | 6,714 | 2,540 | 6,590 | 9,130 |
| 34 | Sokoto | 2,033 | 1,535 | 110 | 1,645 | 251 | 336 | 587 | 1,786 | 446 | 2,232 |
| 35 | Taraba | 2,022 | 675 | 428 | 1,103 | 313 | 507 | 820 | 988 | 935 | 1,923 |
| 36 | Yobe | 1,030 | 342 | 108 | 450 | 100 | 136 | 236 | 442 | 244 | 686 |
| 37 | Zamfara | 1,629 | 739 | 182 | 921 | 207 | 241 | 448 | 946 | 423 | 1,369 |
| | Total | 63,414 | 39,836 | 25,960 | 65,796 | 22,506 | 60,678 | 83,184 | 62,342 | 86,638 | 148,980 |

2.9. Facilities

This section reports on the availability of various facilities in primary schools. These include classrooms, sources of water and power, toilets, health Facilities and ICT facilities in both public and private schools.

2.9.1 Statistics on Classrooms their Conditions in Public and Private Schools by State

Table 2.39: :Number and Condition of Classrooms by State in Public and Private Primary Schools

| S/N | State | PUBLIC | | | PRIVATE | | | TOTAL | | |
|-----|--------------|--------------------------|-------------------------|-------------|--------------------------|--------------------------|-------------|--------------------------|--------------------------|-------------|
| | | Number of Good Classroom | Number of Bad Classroom | Grand Total | Number of Good Classroom | Number of Good Classroom | Grand Total | Number of Good Classroom | Number of Good Classroom | Grand Total |
| 1 | Abia | 2,679 | 3,005 | 5,684 | 5,193 | 789 | 5,982 | 7,872 | 3,794 | 11,666 |
| 2 | Adamawa | 5,222 | 6,503 | 11,725 | 3,270 | 474 | 3,744 | 8,492 | 6,977 | 15,469 |
| 3 | Akwa-Ibom | 8,847 | 8,219 | 17,066 | 8,527 | 1,957 | 10,484 | 17,374 | 10,176 | 27,550 |
| 4 | Anambra | 5,602 | 2,516 | 8,118 | 9,534 | 1,505 | 11,039 | 15,136 | 4,021 | 19,157 |
| 5 | Bauchi | 5,511 | 7,660 | 13,171 | 2,233 | 851 | 3,084 | 7,744 | 8,511 | 16,255 |
| 6 | Bayelsa | 1,608 | 1,406 | 3,014 | 3,822 | 291 | 4,113 | 5,430 | 1,697 | 7,127 |
| 7 | Benue | 5,672 | 9,113 | 14,785 | 6,585 | 2,194 | 8,779 | 12,257 | 11,307 | 23,564 |
| 8 | Borno | 2,883 | 4,150 | 7,033 | 2,148 | 428 | 2,576 | 5,031 | 4,578 | 9,609 |
| 9 | Cross-River | 4,295 | 3,429 | 7,724 | 4,774 | 528 | 5,302 | 9,069 | 3,957 | 13,026 |
| 10 | Delta | 5,173 | 4,058 | 9,231 | 10,865 | 496 | 11,361 | 16,038 | 4,554 | 20,592 |
| 11 | Ebonyi | 3,575 | 4,734 | 8,309 | 3,358 | 490 | 3,848 | 6,933 | 5,224 | 12,157 |
| 12 | Edo | 4,894 | 3,054 | 7,948 | 5,765 | 248 | 6,013 | 10,659 | 3,302 | 13,961 |
| 13 | Ekiti | 3,181 | 2,699 | 5,880 | 4,534 | 347 | 4,881 | 7,715 | 3,046 | 10,761 |
| 14 | Enugu | 4,159 | 3,743 | 7,902 | 5,325 | 462 | 5,787 | 9,484 | 4,205 | 13,689 |
| 15 | Fct-Abuja | 3,087 | 1,546 | 4,633 | 5,293 | 74 | 5,367 | 8,380 | 1,620 | 10,000 |
| 16 | Gombe | 3,913 | 3,507 | 7,420 | 2,699 | 441 | 3,140 | 6,612 | 3,948 | 10,560 |
| 17 | Imo | 6,974 | 7,013 | 13,987 | 7,974 | 1310 | 9,284 | 14,948 | 8,323 | 23,271 |
| 18 | Jigawa | 7,827 | 4,222 | 12,049 | 1018 | 394 | 1412 | 8,845 | 4,616 | 13,461 |
| 19 | Kaduna | 9,454 | 12,530 | 21,984 | 7,507 | 1212 | 8,719 | 16,961 | 13,742 | 30,703 |
| 20 | Kano | 22,299 | 12,983 | 35,282 | 5,785 | 758 | 6,543 | 28,084 | 13,741 | 41,825 |
| 21 | Katsina | 9,204 | 8,510 | 17,714 | 3,100 | 540 | 3,640 | 12,304 | 9,050 | 21,354 |
| 22 | Kebbi | 3,336 | 5,685 | 9,221 | 2,386 | 1355 | 3,741 | 5,922 | 7,040 | 12,962 |
| 23 | Kogi | 6,377 | 5,686 | 12,063 | 5,319 | 628 | 5,947 | 11,696 | 6,314 | 18,010 |
| 24 | Kwara | 4,622 | 3,833 | 8,455 | 7,010 | 582 | 7,592 | 11,632 | 4,415 | 16,047 |
| 25 | Lagos | 5,734 | 2,505 | 8,239 | 46,251 | 1,683 | 47,934 | 51,985 | 4,188 | 56,173 |
| 26 | Nasarawa | 2,979 | 4,120 | 7,099 | 7,501 | 536 | 8,037 | 10,480 | 4,656 | 15,136 |
| 27 | Niger | 5,488 | 9,256 | 14,744 | 6,818 | 949 | 7,767 | 12,306 | 10,205 | 22,511 |
| 28 | Ogun | 6,029 | 3,691 | 9,720 | 18,671 | 341 | 19,012 | 24,700 | 4,032 | 28,732 |
| 29 | Ondo | 5,963 | 6,744 | 12,707 | 7,696 | 522 | 8,218 | 13,659 | 7,266 | 20,925 |
| 30 | Osun | 5,812 | 4,335 | 10,147 | 9,414 | 682 | 10,096 | 15,226 | 5,017 | 20,243 |
| 31 | Oyo | 9,541 | 7,850 | 17,391 | 15,507 | 815 | 16,322 | 25,048 | 8,665 | 33,713 |
| 32 | Plateau | 5,852 | 8,238 | 14,090 | 5,143 | 859 | 6,002 | 10,995 | 9,097 | 20,092 |
| 33 | Rivers | 3,728 | 3,334 | 7,062 | 9,275 | 641 | 9,916 | 13,003 | 3,975 | 16,978 |
| 34 | Sokoto | 4,863 | 5,523 | 10,386 | 1165 | 95 | 1260 | 6,028 | 5,618 | 11,646 |
| 35 | Taraba | 4,649 | 6,912 | 11,561 | 3,525 | 808 | 4,333 | 8,174 | 7,720 | 15,894 |
| 36 | Yobe | 2,826 | 2,754 | 5,580 | 764 | 65 | 829 | 3,590 | 2,819 | 6,409 |
| 37 | Zamfara | 4,782 | 2,872 | 7,654 | 1450 | 124 | 1574 | 6,232 | 2,996 | 9,228 |
| | Total | 208,840 | 197,938 | 406,778 | 257,204 | 26,474 | 283,678 | 466,044 | 224,412 | 690,456 |

2.9.2 Statistics on Pupil-Classroom Ratios in Public and Private Schools by

Table 2.40: Primary School Pupil Classroom Ratios in Public and Private Schools by State: 2017/2018

| State | Enrolment | Number of Good Classroom | Number of Good Classroom | Total Number of Classroom | Pupils/Classroom Ratio (PCR) | Pupils/Good Classroom Ratio (PGCR) |
|--------------|-------------------|--------------------------|--------------------------|---------------------------|------------------------------|------------------------------------|
| Abia | 246,449 | 7,872 | 3,794 | 11,666 | 21 | 31 |
| Adamawa | 660,209 | 8,492 | 6,977 | 15,469 | 43 | 78 |
| Akwa-Ibom | 1,800,112 | 17,374 | 10,176 | 27,550 | 65 | 104 |
| Anambra | 539,616 | 15,136 | 4,021 | 19,157 | 28 | 36 |
| Bauchi | 934,811 | 7,744 | 8,511 | 16,255 | 58 | 121 |
| Bayelsa | 136,454 | 5,430 | 1,697 | 7,127 | 19 | 25 |
| Benue | 580,298 | 12,257 | 11,307 | 23,564 | 25 | 47 |
| Borno | 615,309 | 5,031 | 4,578 | 9,609 | 64 | 122 |
| Cross-River | 252,307 | 9,069 | 3,957 | 13,026 | 19 | 28 |
| Delta | 483,326 | 16,038 | 4,554 | 20,592 | 23 | 30 |
| Ebonyi | 419,432 | 6,933 | 5,224 | 12,157 | 35 | 60 |
| Edo | 387,353 | 10,659 | 3,302 | 13,961 | 28 | 36 |
| Ekiti | 219,766 | 7,715 | 3,046 | 10,761 | 20 | 28 |
| Enugu | 268,532 | 9,484 | 4,205 | 13,689 | 20 | 28 |
| FCT-Abuja | 287,877 | 8,380 | 1,620 | 10,000 | 29 | 34 |
| Gombe | 513,162 | 6,612 | 3,948 | 10,560 | 49 | 78 |
| Imo | 1,168,410 | 14,948 | 8,323 | 23,271 | 50 | 78 |
| Jigawa | 870,461 | 8,845 | 4,616 | 13,461 | 65 | 98 |
| Kaduna | 1,797,894 | 16,961 | 13,742 | 30,703 | 59 | 106 |
| Kano | 3,294,342 | 28,084 | 13,741 | 41,825 | 79 | 117 |
| Katsina | 1,928,076 | 12,304 | 9,050 | 21,354 | 90 | 157 |
| Kebbi | 801,862 | 5,922 | 7,040 | 12,962 | 62 | 135 |
| Kogi | 367,099 | 11,696 | 6,314 | 18,010 | 20 | 31 |
| Kwara | 285,172 | 11,632 | 4,415 | 16,047 | 18 | 25 |
| Lagos | 891,060 | 51,985 | 4,188 | 56,173 | 16 | 17 |
| Nasarawa | 414,118 | 10,480 | 4,656 | 15,136 | 27 | 40 |
| Niger | 838,712 | 12,306 | 10,205 | 22,511 | 37 | 68 |
| Ogun | 595,023 | 24,700 | 4,032 | 28,732 | 21 | 24 |
| Ondo | 1,042,509 | 13,659 | 7,266 | 20,925 | 50 | 76 |
| Osun | 406,112 | 15,226 | 5,017 | 20,243 | 20 | 27 |
| Oyo | 1,447,777 | 25,048 | 8,665 | 33,713 | 43 | 58 |
| Plateau | 604,352 | 10,995 | 9,097 | 20,092 | 30 | 55 |
| Rivers | 304,003 | 13,003 | 3,975 | 16,978 | 18 | 23 |
| Sokoto | 700,470 | 6,028 | 5,618 | 11,646 | 60 | 116 |
| Taraba | 669,641 | 8,174 | 7,720 | 15,894 | 42 | 82 |
| Yobe | 539,358 | 3,590 | 2,819 | 6,409 | 84 | 150 |
| Zamfara | 577,923 | 6,232 | 2,996 | 9,228 | 63 | 93 |
| Total | 27,889,387 | 466,044 | 224,412 | 690,456 | 40 | 60 |

2.10 Other Facilities

Tables 2.41 – 2.46 provide information on the availability of various other facilities (apart from classrooms) by state in both public and private primary schools.

Table 2.41: Number of Schools With Facilities by State and Type in Public Primary Schools

| S/N | State | No of School. | Safe Water | Source of Power | Health Facility | Fence/Wall | Computer | Laboratory | Library | P/Ground | incinerators |
|-----|--------------|---------------|---------------|-----------------|-----------------|---------------|--------------|------------|--------------|---------------|--------------|
| 1 | Abia | 885 | 89 | 96 | 169 | 177 | 103 | 12 | 288 | 667 | 24 |
| 2 | Adamawa | 1,910 | 604 | 202 | 486 | 244 | 74 | 27 | 121 | 1,180 | 25 |
| 3 | Akwa-Ibom | 1,170 | 1,170 | 1,170 | 1,170 | 1,170 | 55 | 37 | 129 | 13 | 34 |
| 4 | Anambra | 1,049 | 236 | 149 | 607 | 371 | 54 | 17 | 362 | 760 | 108 |
| 5 | Bauchi | 2,879 | 836 | 125 | 917 | 176 | 61 | 9 | 87 | 1,341 | 44 |
| 6 | Bayelsa | 490 | 64 | 78 | 72 | 46 | 27 | 1 | 37 | 215 | 6 |
| 7 | Benue | 2,336 | 586 | 74 | 489 | 57 | 42 | 4 | 172 | 1,726 | 31 |
| 8 | Borno | 950 | 233 | 107 | 321 | 160 | 31 | 6 | 40 | 632 | 20 |
| 9 | Cross-River | 1,080 | 276 | 72 | 374 | 116 | 21 | 8 | 207 | 671 | 22 |
| 10 | Delta | 1,100 | 325 | 132 | 286 | 682 | 24 | 1 | 62 | 719 | 28 |
| 11 | Ebonyi | 1,076 | 352 | 36 | 168 | 131 | 5 | 1 | 132 | 779 | 23 |
| 12 | Edo | 1,085 | 210 | 115 | 309 | 301 | 21 | 3 | 100 | 819 | 91 |
| 13 | Ekiti | 893 | 235 | 232 | 593 | 262 | 675 | 13 | 322 | 570 | 56 |
| 14 | Enugu | 1,201 | 144 | 107 | 827 | 126 | 93 | 4 | 172 | 870 | 32 |
| 15 | Fct-Abuja | 597 | 218 | 161 | 367 | 124 | 104 | 10 | 122 | 329 | 35 |
| 16 | Gombe | 1,465 | 400 | 109 | 423 | 141 | 66 | 8 | 43 | 668 | 44 |
| 17 | Imo | 1,280 | 99 | 59 | 460 | 137 | 27 | 6 | 249 | 953 | 22 |
| 18 | Jigawa | 2,350 | 1,335 | 163 | 1,291 | 204 | 46 | 20 | 188 | 1,399 | 91 |
| 19 | Kaduna | 3,727 | 964 | 257 | 931 | 275 | 116 | 9 | 151 | 2,036 | 118 |
| 20 | Kano | 5,885 | 2,984 | 1,944 | 3,414 | 1,714 | 322 | 76 | 369 | 2,052 | 256 |
| 21 | Katsina | 2,744 | 1,063 | 172 | 1,736 | 211 | 138 | 17 | 213 | 1,513 | 87 |
| 22 | Kebbi | 1,876 | 526 | 143 | 453 | 152 | 103 | 18 | 78 | 959 | 34 |
| 23 | Kogi | 2,054 | 371 | 113 | 449 | 111 | 56 | 12 | 64 | 1,174 | 66 |
| 24 | Kwara | 1,556 | 469 | 262 | 945 | 168 | 145 | 13 | 136 | 1,029 | 111 |
| 25 | Lagos | 1,101 | 753 | 862 | 886 | 882 | 223 | 22 | 331 | 599 | 200 |
| 26 | Nasarawa | 1,168 | 189 | 46 | 299 | 91 | 16 | 16 | 61 | 807 | 36 |
| 27 | Niger | 3,195 | 540 | 183 | 542 | 139 | 54 | 13 | 80 | 1,833 | 37 |
| 28 | Ogun | 1,551 | 450 | 505 | 980 | 342 | 259 | 23 | 204 | 1,134 | 178 |
| 29 | Ondo | 1,285 | 309 | 239 | 598 | 256 | 183 | 21 | 184 | 733 | 68 |
| 30 | Osun | 1,342 | 438 | 179 | 930 | 279 | 40 | 1 | 129 | 985 | 48 |
| 31 | Oyo | 2,456 | 499 | 160 | 632 | 465 | 66 | 36 | 136 | 1,186 | 68 |
| 32 | Plateau | 2,347 | 670 | 89 | 964 | 117 | 55 | 51 | 118 | 1,586 | 63 |
| 33 | Rivers | 961 | 357 | 311 | 297 | 449 | 142 | 29 | 254 | 487 | 31 |
| 34 | Sokoto | 2,050 | 611 | 124 | 539 | 194 | 58 | 6 | 126 | 1,136 | 45 |
| 35 | Taraba | 2,024 | 355 | 62 | 197 | 92 | 28 | 6 | 51 | 1,285 | 8 |
| 36 | Yobe | 1,038 | 264 | 62 | 272 | 196 | 11 | 2 | 19 | 646 | 46 |
| 37 | Zamfara | 1,642 | 440 | 94 | 541 | 124 | 65 | 5 | 63 | 730 | 41 |
| | Total | 63,798 | 19,664 | 8,994 | 24,934 | 10,882 | 3,609 | 563 | 5,600 | 36,221 | 2,277 |

Table 2.42: Number of Schools With Facilities by State and Type in Private Primary Schools

| S/N | State | No of School. | Safe Water | Source of Power | Health Facility | Fence/Wall | Computer | Laboratory | Library | P/Ground | incinerators |
|-----|--------------|---------------|---------------|-----------------|-----------------|---------------|---------------|--------------|---------------|---------------|---------------|
| 1 | Abia | 987 | 798 | 819 | 857 | 794 | 610 | 224 | 417 | 737 | 293 |
| 2 | Adamawa | 721 | 534 | 387 | 546 | 478 | 280 | 72 | 117 | 450 | 120 |
| 3 | Akwa-Ibom | 1,567 | 1,567 | 1,567 | 1,567 | 1,567 | 33 | 15 | 126 | 8 | 11 |
| 4 | Anambra | 1,828 | 1,368 | 1,334 | 1,508 | 1,419 | 1,010 | 206 | 981 | 1,309 | 549 |
| 5 | Bauchi | 584 | 349 | 268 | 370 | 289 | 153 | 44 | 80 | 304 | 102 |
| 6 | Bayelsa | 773 | 642 | 624 | 657 | 414 | 414 | 129 | 189 | 567 | 135 |
| 7 | Benue | 1,416 | 933 | 721 | 958 | 518 | 528 | 102 | 261 | 1,037 | 177 |
| 8 | Borno | 394 | 309 | 241 | 337 | 336 | 129 | 50 | 64 | 258 | 112 |
| 9 | Cross-River | 1,088 | 855 | 728 | 932 | 543 | 495 | 140 | 478 | 835 | 201 |
| 10 | Delta | 1,904 | 1,736 | 1,593 | 1,703 | 1,520 | 1,082 | 471 | 739 | 1,508 | 391 |
| 11 | Ebonyi | 713 | 521 | 424 | 531 | 322 | 284 | 63 | 161 | 563 | 119 |
| 12 | Edo | 1,023 | 902 | 818 | 942 | 786 | 595 | 323 | 409 | 842 | 267 |
| 13 | Ekiti | 990 | 809 | 668 | 898 | 588 | 551 | 108 | 342 | 702 | 310 |
| 14 | Enugu | 961 | 714 | 672 | 829 | 588 | 504 | 83 | 455 | 787 | 189 |
| 15 | FCT-Abuja | 976 | 897 | 864 | 930 | 880 | 699 | 251 | 448 | 820 | 276 |
| 16 | Gombe | 503 | 379 | 307 | 415 | 355 | 217 | 46 | 77 | 315 | 105 |
| 17 | Imo | 1,534 | 1,246 | 1,130 | 1,343 | 1,226 | 774 | 134 | 509 | 1,200 | 356 |
| 18 | Jigawa | 364 | 194 | 153 | 152 | 131 | 57 | 13 | 33 | 130 | 29 |
| 19 | Kaduna | 1,435 | 1,246 | 1,086 | 1,168 | 1,063 | 714 | 288 | 436 | 989 | 442 |
| 20 | Kano | 1,245 | 1,048 | 932 | 1,103 | 1,028 | 564 | 225 | 299 | 770 | 320 |
| 21 | Katsina | 823 | 552 | 449 | 551 | 475 | 226 | 64 | 120 | 421 | 156 |
| 22 | Kebbi | 1,406 | 632 | 678 | 367 | 345 | 124 | 29 | 61 | 211 | 72 |
| 23 | Kogi | 995 | 815 | 655 | 875 | 517 | 502 | 127 | 280 | 795 | 336 |
| 24 | Kwara | 1,467 | 1,264 | 984 | 1,357 | 867 | 760 | 137 | 296 | 1,173 | 489 |
| 25 | Lagos | 8,589 | 7,881 | 8,068 | 8,149 | 7,529 | 5,965 | 1,313 | 3,450 | 6,608 | 1,910 |
| 26 | Nasarawa | 1,634 | 1,328 | 1,017 | 1,330 | 1,018 | 757 | 239 | 425 | 1,244 | 361 |
| 27 | Niger | 1,572 | 1,190 | 988 | 1,184 | 917 | 654 | 195 | 305 | 1,056 | 353 |
| 28 | Ogun | 3,248 | 3,087 | 2,999 | 3,131 | 2,671 | 2,508 | 619 | 1,788 | 2,837 | 1,252 |
| 29 | Ondo | 1,480 | 1,209 | 961 | 1,341 | 884 | 668 | 127 | 405 | 1,039 | 475 |
| 30 | Osun | 1,986 | 1,719 | 1,329 | 1,829 | 1,117 | 965 | 213 | 500 | 1,593 | 721 |
| 31 | Oyo | 2,857 | 2,567 | 2,253 | 2,679 | 2,057 | 1,827 | 436 | 1,018 | 2,335 | 1,074 |
| 32 | Plateau | 1,175 | 947 | 703 | 918 | 680 | 536 | 135 | 287 | 937 | 308 |
| 33 | Rivers | 1,742 | 1,612 | 1,558 | 1,574 | 1,374 | 1,166 | 462 | 699 | 1,347 | 364 |
| 34 | Sokoto | 192 | 172 | 167 | 177 | 171 | 121 | 45 | 61 | 157 | 53 |
| 35 | Taraba | 799 | 495 | 311 | 507 | 345 | 245 | 65 | 116 | 512 | 74 |
| 36 | Yobe | 130 | 117 | 109 | 119 | 118 | 64 | 16 | 32 | 90 | 32 |
| 37 | Zamfara | 350 | 249 | 232 | 244 | 224 | 120 | 43 | 80 | 189 | 70 |
| | Total | 51,451 | 42,883 | 38,797 | 44,078 | 36,154 | 26,901 | 7,252 | 16,544 | 36,675 | 12,604 |

Table 2.43 : Number of Toilets by Type in Public Primary Schools

| S/N | State | No of Schools With Toilets | Number of Toilets (Unit) | | | | | Total |
|-----|--------------|----------------------------|--------------------------|--------------|---------------|----------------|---------------|----------------|
| | | | Bucket | Mobile | Water Flush | Vip Pit | Others | |
| 1 | Abia | 547 | 85 | 8 | 1,103 | 914 | 17 | 2,127 |
| 2 | Adamawa | 957 | 285 | 45 | 129 | 4,110 | 1,524 | 6,093 |
| 3 | Akwa-Ibom | 373 | 2,731 | 982 | 2,925 | 3,781 | 3,183 | 13,602 |
| 4 | Anambra | 791 | 109 | 44 | 2,447 | 2,351 | 18 | 4,969 |
| 5 | Bauchi | 1,283 | 397 | 132 | 351 | 6,126 | 330 | 7,336 |
| 6 | Bayelsa | 213 | 46 | 14 | 963 | 69 | 67 | 1,159 |
| 7 | Benue | 1,228 | 264 | 36 | 750 | 5,569 | 272 | 6,891 |
| 8 | Borno | 407 | 160 | 16 | 449 | 2,521 | 55 | 3,201 |
| 9 | Cross-River | 671 | 122 | 29 | 1,541 | 1,571 | 161 | 3,424 |
| 10 | Delta | 579 | 59 | 6 | 2,608 | 1,045 | 73 | 3,791 |
| 11 | Ebonyi | 385 | 53 | 22 | 709 | 1,131 | 59 | 1,974 |
| 12 | Edo | 660 | 125 | 2 | 1,683 | 1,240 | 227 | 3,277 |
| 13 | Ekiti | 598 | 145 | 7 | 1,846 | 1,093 | 19 | 3,110 |
| 14 | Enugu | 539 | 119 | 180 | 1,307 | 1,309 | 1,060 | 3,975 |
| 15 | Fct-Abuja | 374 | 160 | 6 | 1,757 | 797 | 43 | 2,763 |
| 16 | Gombe | 622 | 154 | 29 | 123 | 4,940 | 201 | 5,447 |
| 17 | Imo | 751 | 238 | 5 | 757 | 3,305 | 28 | 4,333 |
| 18 | Jigawa | 1,238 | 394 | 88 | 610 | 8,222 | 236 | 9,550 |
| 19 | Kaduna | 1,721 | 565 | 115 | 3,099 | 7,376 | 148 | 11,303 |
| 20 | Kano | 3,568 | 1,275 | 191 | 2,926 | 18,367 | 869 | 23,628 |
| 21 | Katsina | 2,140 | 219 | 42 | 430 | 20,003 | 279 | 20,973 |
| 22 | Kebbi | 816 | 225 | 38 | 711 | 2,545 | 178 | 3,697 |
| 23 | Kogi | 747 | 147 | 43 | 531 | 1,880 | 357 | 2,958 |
| 24 | Kwara | 632 | 238 | 13 | 703 | 2,159 | 128 | 3,241 |
| 25 | Lagos | 987 | 138 | 48 | 12,300 | 875 | 62 | 13,423 |
| 26 | Nasarawa | 376 | 377 | 9 | 600 | 5,380 | 95 | 6,461 |
| 27 | Niger | 1,095 | 337 | 12 | 735 | 2,946 | 578 | 4,608 |
| 28 | Ogun | 1,035 | 388 | 140 | 1,563 | 4,210 | 171 | 6,472 |
| 29 | Ondo | 789 | 1,180 | 2,579 | 4,079 | 2,255 | 855 | 10,948 |
| 30 | Osun | 836 | 285 | 18 | 2,480 | 3,044 | 131 | 5,958 |
| 31 | Oyo | 1,276 | 364 | 20 | 1,794 | 2,684 | 226 | 5,088 |
| 32 | Plateau | 567 | 104 | 9 | 486 | 1,333 | 445 | 2,377 |
| 33 | Rivers | 552 | 64 | 191 | 5,637 | 313 | 73 | 6,278 |
| 34 | Sokoto | 712 | 379 | 79 | 237 | 4,264 | 235 | 5,194 |
| 35 | Taraba | 694 | 182 | 19 | 368 | 2,461 | 190 | 3,220 |
| 36 | Yobe | 523 | 186 | 17 | 254 | 3,198 | 351 | 4,006 |
| 37 | Zamfara | 628 | 173 | 45 | 174 | 3,971 | 110 | 4,473 |
| | Total | 31,910 | 12,472 | 5,279 | 61,165 | 139,358 | 13,054 | 231,328 |

Table 2.44: Number of Toilets by Type in Private Primary Schools

| S/N | State | No of Schools With Toilets | Number of Toilets (Unit) | | | | | Total |
|-----|--------------|----------------------------|--------------------------|--------------|----------------|---------------|--------------|----------------|
| | | | Bucket | Mobile | Water Flush | Vip Pit | Others | |
| 1 | Abia | 931 | 78 | 20 | 3,626 | 346 | 37 | 4,107 |
| 2 | Adamawa | 596 | 241 | 65 | 1,074 | 1,608 | 119 | 3,107 |
| 3 | Akwa-Ibom | 179 | 1,138 | 148 | 1,017 | 1,680 | 908 | 4,891 |
| 4 | Anambra | 1,630 | 235 | 207 | 7,283 | 732 | 122 | 8,579 |
| 5 | Bauchi | 415 | 140 | 13 | 646 | 1,426 | 84 | 2,309 |
| 6 | Bayelsa | 694 | 115 | 24 | 2,416 | 217 | 98 | 2,870 |
| 7 | Benue | 1,130 | 266 | 49 | 3,208 | 1,795 | 127 | 5,445 |
| 8 | Borno | 375 | 133 | 6 | 899 | 1,653 | 41 | 2,732 |
| 9 | Cross-River | 997 | 158 | 44 | 3,638 | 722 | 153 | 4,715 |
| 10 | Delta | 1,806 | 325 | 120 | 9,619 | 710 | 56 | 10,830 |
| 11 | Ebonyi | 495 | 160 | 43 | 1,279 | 642 | 58 | 2,182 |
| 12 | Edo | 962 | 143 | 54 | 3,948 | 549 | 115 | 4,809 |
| 13 | Ekiti | 851 | 219 | 20 | 2,059 | 626 | 81 | 3,005 |
| 14 | Enugu | 751 | 152 | 102 | 3,459 | 379 | 119 | 4,211 |
| 15 | FCT-Abuja | 930 | 116 | 44 | 6,887 | 315 | 35 | 7,397 |
| 16 | Gombe | 413 | 251 | 14 | 726 | 1,346 | 38 | 2,375 |
| 17 | Imo | 1,447 | 357 | 1,146 | 4,733 | 1,945 | 149 | 8,330 |
| 18 | Jigawa | 203 | 56 | 9 | 473 | 431 | 13 | 982 |
| 19 | Kaduna | 1,267 | 575 | 128 | 5,531 | 2,204 | 176 | 8,614 |
| 20 | Kano | 1,153 | 298 | 28 | 4,224 | 1,923 | 80 | 6,553 |
| 21 | Katsina | 629 | 256 | 38 | 1,177 | 2,813 | 63 | 4,347 |
| 22 | Kebbi | 472 | 174 | 76 | 707 | 1,041 | 67 | 2,065 |
| 23 | Kogi | 832 | 293 | 81 | 2,507 | 930 | 158 | 3,969 |
| 24 | Kwara | 1,198 | 272 | 28 | 3,481 | 831 | 133 | 4,745 |
| 25 | Lagos | 8,373 | 799 | 470 | 41,487 | 1,964 | 689 | 45,409 |
| 26 | Nasarawa | 1,305 | 346 | 6,393 | 4,661 | 1,030 | 96 | 12,526 |
| 27 | Niger | 1,205 | 239 | 19 | 4,094 | 1,127 | 211 | 5,690 |
| 28 | Ogun | 3,199 | 612 | 90 | 13,331 | 2,368 | 214 | 16,615 |
| 29 | Ondo | 1,294 | 325 | 46 | 3,664 | 1,225 | 261 | 5,521 |
| 30 | Osun | 1,860 | 457 | 32 | 4,674 | 2,483 | 122 | 7,768 |
| 31 | Oyo | 2,614 | 564 | 97 | 10,001 | 1,909 | 299 | 12,870 |
| 32 | Plateau | 934 | 197 | 55 | 3,427 | 898 | 135 | 4,712 |
| 33 | Rivers | 1,600 | 123 | 104 | 9,030 | 334 | 248 | 9,839 |
| 34 | Sokoto | 182 | 66 | 6 | 859 | 477 | 14 | 1,422 |
| 35 | Taraba | 571 | 169 | 19 | 746 | 1,342 | 58 | 2,334 |
| 36 | Yobe | 119 | 45 | 1 | 323 | 433 | 0 | 802 |
| 37 | Zamfara | 250 | 131 | 11 | 631 | 799 | 59 | 1,631 |
| | Total | 43,862 | 10,224 | 9,850 | 171,545 | 43,253 | 5,436 | 240,308 |

Table 2.45 : Number of Toilets by Usage in Public Primary Schools

| S/N | State | No of Schools With Toilets | Number of Toilets (Unit) | | | | | | | | | Total |
|-----|--------------|----------------------------|--------------------------|---------------|---------------|-----------------------|---------------|---------------|-------------------------------|---------------|---------------|----------------|
| | | | Used Only byLearners | | | Used Only by Teachers | | | Used by Learners and Teachers | | | |
| | | | Male | Female | Mixed | Male | Female | Mixed | Male | Female | Mixed | |
| 1 | Abia | 547 | 305 | 322 | 249 | 179 | 328 | 272 | 84 | 91 | 297 | 2,127 |
| 2 | Adamawa | 957 | 1,046 | 1,021 | 293 | 523 | 771 | 501 | 508 | 434 | 996 | 6,093 |
| 3 | Akwa-Ibom | 373 | 2,365 | 2,355 | 511 | 1,433 | 2,475 | 622 | 1,634 | 1,628 | 579 | 13,602 |
| 4 | Anambra | 791 | 987 | 1,064 | 514 | 134 | 929 | 272 | 214 | 254 | 601 | 4,969 |
| 5 | Bauchi | 1,283 | 1,542 | 1,395 | 380 | 734 | 1,316 | 383 | 400 | 378 | 808 | 7,336 |
| 6 | Bayelsa | 213 | 201 | 206 | 99 | 166 | 153 | 86 | 53 | 71 | 124 | 1,159 |
| 7 | Benue | 1,228 | 1,378 | 1,338 | 377 | 623 | 1,293 | 531 | 319 | 355 | 677 | 6,891 |
| 8 | Borno | 407 | 654 | 646 | 208 | 341 | 638 | 247 | 130 | 144 | 193 | 3,201 |
| 9 | Cross-River | 671 | 578 | 606 | 224 | 387 | 610 | 303 | 145 | 198 | 373 | 3,424 |
| 10 | Delta | 579 | 618 | 578 | 342 | 430 | 665 | 258 | 123 | 184 | 593 | 3,791 |
| 11 | Ebonyi | 385 | 349 | 334 | 90 | 215 | 308 | 115 | 191 | 214 | 158 | 1,974 |
| 12 | Edo | 660 | 439 | 425 | 357 | 372 | 480 | 346 | 174 | 233 | 451 | 3,277 |
| 13 | Ekiti | 598 | 545 | 558 | 182 | 373 | 603 | 246 | 167 | 176 | 260 | 3,110 |
| 14 | Enugu | 539 | 435 | 432 | 1,175 | 206 | 432 | 342 | 248 | 219 | 486 | 3,975 |
| 15 | Fct-Abuja | 374 | 607 | 613 | 137 | 423 | 544 | 167 | 61 | 60 | 151 | 2,763 |
| 16 | Gombe | 622 | 669 | 594 | 177 | 426 | 578 | 266 | 1,012 | 1,344 | 381 | 5,447 |
| 17 | Imo | 751 | 884 | 875 | 365 | 200 | 767 | 365 | 198 | 175 | 504 | 4,333 |
| 18 | Jigawa | 1,238 | 2,307 | 2,154 | 303 | 1,319 | 1,987 | 241 | 349 | 313 | 577 | 9,550 |
| 19 | Kaduna | 1,721 | 2,473 | 2,567 | 545 | 1,288 | 2,079 | 707 | 422 | 449 | 773 | 11,303 |
| 20 | Kano | 3,568 | 5,626 | 5,251 | 1,071 | 3,468 | 4,687 | 954 | 777 | 674 | 1,120 | 23,628 |
| 21 | Katsina | 2,140 | 5,187 | 5,316 | 369 | 3,030 | 5,138 | 256 | 581 | 497 | 599 | 20,973 |
| 22 | Kebbi | 816 | 646 | 564 | 209 | 683 | 559 | 200 | 196 | 196 | 444 | 3,697 |
| 23 | Kogi | 747 | 465 | 439 | 216 | 340 | 426 | 315 | 187 | 206 | 364 | 2,958 |
| 24 | Kwara | 632 | 662 | 605 | 158 | 365 | 566 | 351 | 150 | 173 | 211 | 3,241 |
| 25 | Lagos | 987 | 3,668 | 3,659 | 513 | 1,246 | 1,771 | 520 | 354 | 367 | 1,325 | 13,423 |
| 26 | Nasarawa | 376 | 1,246 | 1,072 | 1,804 | 315 | 1,059 | 470 | 150 | 161 | 184 | 6,461 |
| 27 | Niger | 1,095 | 819 | 742 | 228 | 514 | 729 | 370 | 344 | 333 | 529 | 4,608 |
| 28 | Ogun | 1,035 | 1,109 | 1,141 | 557 | 507 | 1,105 | 852 | 217 | 237 | 747 | 6,472 |
| 29 | Ondo | 789 | 1,463 | 1,328 | 906 | 1,513 | 1,187 | 1,716 | 656 | 1,201 | 978 | 10,948 |
| 30 | Osun | 836 | 1,295 | 1,325 | 270 | 634 | 1,005 | 332 | 380 | 404 | 313 | 5,958 |
| 31 | Oyo | 1,276 | 681 | 731 | 432 | 619 | 823 | 844 | 194 | 240 | 524 | 5,088 |
| 32 | Plateau | 567 | 380 | 362 | 133 | 287 | 341 | 250 | 126 | 152 | 346 | 2,377 |
| 33 | Rivers | 552 | 1,520 | 1,408 | 488 | 647 | 866 | 243 | 180 | 216 | 710 | 6,278 |
| 34 | Sokoto | 712 | 1,111 | 1,027 | 202 | 649 | 914 | 272 | 356 | 301 | 362 | 5,194 |
| 35 | Taraba | 694 | 533 | 494 | 142 | 280 | 450 | 195 | 162 | 190 | 774 | 3,220 |
| 36 | Yobe | 523 | 713 | 851 | 177 | 357 | 608 | 260 | 127 | 186 | 727 | 4,006 |
| 37 | Zamfara | 628 | 1,013 | 942 | 141 | 539 | 919 | 183 | 173 | 162 | 401 | 4,473 |
| | Total | 31,910 | 46,519 | 45,340 | 14,544 | 25,765 | 40,109 | 14,853 | 11,742 | 12,816 | 19,640 | 231,328 |

Table 2.46: Number of Toilets by Usage in Private Primary Schools

| S/N | State | No of Schools With Toilets | Number of Toilets (Unit) | | | | | | | | | Total |
|-----|-------------|----------------------------|--------------------------|---------------|---------------|-----------------------|---------------|---------------|-------------------------------|--------------|---------------|----------------|
| | | | Used Only by Learners | | | Used Only by Teachers | | | Used by Learners and Teachers | | | |
| | | | Male | Female | Mixed | Male | Female | Mixed | Male | Female | Mixed | |
| 1 | Abia | 931 | 859 | 849 | 574 | 372 | 489 | 420 | 91 | 121 | 332 | 4,107 |
| 2 | Adamawa | 596 | 618 | 597 | 218 | 285 | 462 | 347 | 121 | 124 | 335 | 3,107 |
| 3 | Akwa-Ibom | 179 | 960 | 969 | 107 | 563 | 1,086 | 89 | 504 | 523 | 90 | 4,891 |
| 4 | Anambra | 1,630 | 1,945 | 1,964 | 1,277 | 436 | 1,011 | 896 | 128 | 185 | 737 | 8,579 |
| 5 | Bauchi | 415 | 498 | 507 | 182 | 254 | 429 | 178 | 66 | 92 | 103 | 2,309 |
| 6 | Bayelsa | 694 | 584 | 579 | 366 | 226 | 267 | 316 | 80 | 120 | 332 | 2,870 |
| 7 | Benue | 1,130 | 1,211 | 1,233 | 431 | 530 | 797 | 589 | 134 | 157 | 363 | 5,445 |
| 8 | Borno | 375 | 600 | 629 | 118 | 272 | 450 | 131 | 134 | 150 | 248 | 2,732 |
| 9 | Cross-River | 997 | 900 | 893 | 547 | 386 | 483 | 532 | 109 | 133 | 732 | 4,715 |
| 10 | Delta | 1,806 | 2,360 | 2,373 | 1,265 | 874 | 1,129 | 1,294 | 182 | 237 | 1,116 | 10,830 |
| 11 | Ebonyi | 495 | 469 | 448 | 246 | 207 | 300 | 239 | 52 | 68 | 153 | 2,182 |
| 12 | Edo | 962 | 1,018 | 1,030 | 614 | 476 | 581 | 514 | 117 | 125 | 334 | 4,809 |
| 13 | Ekiti | 851 | 534 | 528 | 439 | 201 | 291 | 381 | 108 | 155 | 368 | 3,005 |
| 14 | Enugu | 751 | 839 | 903 | 416 | 236 | 482 | 337 | 112 | 264 | 622 | 4,211 |
| 15 | FCT-Abuja | 930 | 1,743 | 1,793 | 867 | 587 | 740 | 564 | 151 | 153 | 799 | 7,397 |
| 16 | Gombe | 413 | 544 | 494 | 155 | 245 | 374 | 250 | 64 | 66 | 183 | 2,375 |
| 17 | Imo | 1,447 | 1,606 | 1,686 | 1,954 | 411 | 956 | 655 | 169 | 196 | 697 | 8,330 |
| 18 | Jigawa | 203 | 244 | 226 | 115 | 114 | 150 | 57 | 16 | 19 | 41 | 982 |
| 19 | Kaduna | 1,267 | 2,100 | 2,094 | 473 | 952 | 1,180 | 536 | 319 | 277 | 683 | 8,614 |
| 20 | Kano | 1,153 | 1,532 | 1,673 | 412 | 803 | 963 | 367 | 151 | 173 | 479 | 6,553 |
| 21 | Katsina | 629 | 1,034 | 1,015 | 226 | 457 | 853 | 275 | 214 | 129 | 144 | 4,347 |
| 22 | Kebbi | 472 | 454 | 381 | 230 | 200 | 304 | 157 | 81 | 75 | 183 | 2,065 |
| 23 | Kogi | 832 | 855 | 849 | 327 | 414 | 523 | 317 | 166 | 191 | 327 | 3,969 |
| 24 | Kwara | 1,198 | 957 | 950 | 587 | 432 | 553 | 560 | 136 | 159 | 411 | 4,745 |
| 25 | Lagos | 8,373 | 10,726 | 11,162 | 4,634 | 3,947 | 4,831 | 3,910 | 1,015 | 1,242 | 3,942 | 45,409 |
| 26 | Nasarawa | 1,305 | 1,400 | 1,394 | 6,862 | 657 | 751 | 540 | 219 | 233 | 470 | 12,526 |
| 27 | Niger | 1,205 | 1,211 | 1,185 | 548 | 565 | 696 | 544 | 146 | 170 | 625 | 5,690 |
| 28 | Ogun | 3,199 | 3,726 | 3,819 | 1,580 | 1,500 | 1,994 | 1,659 | 433 | 508 | 1,396 | 16,615 |
| 29 | Ondo | 1,294 | 986 | 996 | 746 | 514 | 571 | 638 | 188 | 230 | 652 | 5,521 |
| 30 | Osun | 1,860 | 1,644 | 1,586 | 766 | 734 | 1,016 | 883 | 284 | 324 | 531 | 7,768 |
| 31 | Oyo | 2,614 | 2,844 | 2,821 | 1,139 | 1,300 | 1,565 | 1,241 | 430 | 493 | 1,037 | 12,870 |
| 32 | Plateau | 934 | 1,105 | 1,138 | 370 | 462 | 590 | 463 | 127 | 151 | 306 | 4,712 |
| 33 | Rivers | 1,600 | 2,225 | 2,297 | 1,197 | 894 | 1,132 | 813 | 200 | 247 | 834 | 9,839 |
| 34 | Sokoto | 182 | 403 | 385 | 41 | 183 | 238 | 80 | 44 | 34 | 14 | 1,422 |
| 35 | Taraba | 571 | 481 | 462 | 187 | 212 | 370 | 262 | 77 | 91 | 192 | 2,334 |
| 36 | Yobe | 119 | 190 | 189 | 41 | 87 | 129 | 86 | 16 | 19 | 45 | 802 |
| 37 | Zamfara | 250 | 336 | 333 | 82 | 164 | 246 | 97 | 65 | 69 | 239 | 1,631 |
| | | 43,862 | 51,741 | 52,430 | 30,339 | 21,152 | 28,982 | 21,217 | 6,649 | 7,703 | 20,095 | 240,308 |

CHAPTER THREE

JUNIOR SECONDARY SCHOOL

3.0 Introduction

Junior Secondary School (JSS) consists the last three years of the nine-year Basic Education programme. It caters for children in the twelve to fourteen years age range and comprises JSS1, JSS2 and JSS3. On completion, students are streamed on the basis of aptitude and interest into the first year of Senior Secondary School or may enroll in vocational training programme.

3.1 Number of Junior Secondary Schools

3.1.1 Number of Junior Secondary Schools by Ownership 2013/14-2017/18

Table 3.1 provides the number of Junior Secondary School by ownership (Public and Private) 2013/14 to 2017/18. Figure 3.1 present the trend in number of Junior Secondary School: 2013 to 2018.

Table 3.1 Total Number of Public and Private Junior Secondary Schools: 2013/2014- 2017/2018

| | Public | Private | Total |
|-----------|--------|---------|--------|
| 2013/2014 | 11894 | 10669 | 22,563 |
| 2014/2015 | 11403 | 13026 | 24,429 |
| 2015/2016 | 12520 | 20313 | 32,833 |
| 2016/2017 | 13157 | 19256 | 32,413 |
| 2017/2018 | 13,029 | 17,988 | 31,017 |

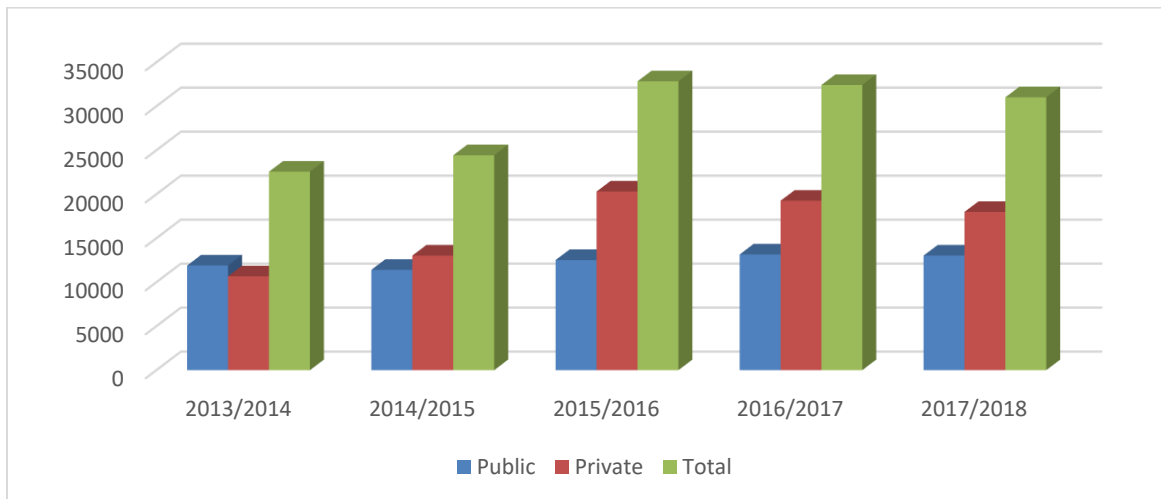


Fig: 3.1 Trend in Public and Private Junior Secondary Schools: 2013/2014- 2017/2018

3.1.2 Number of Public Junior Secondary Schools by location (Urban/Rural)

Table 3.2 Number of Public Junior Secondary Schools only and Junior Secondary Schools with Senior Secondary Schools by State and Location 2017/18

| S/N | State | Urban | | | Rural | | | Total | | |
|--------------|-------------|--------------|--------------|--------------|--------------|--------------|--------------|--------------|--------------|---------------|
| | | JSS Only | JSS With SSS | Total | JSS Only | JSS With SSS | Total | JSS Only | JSS With SSS | Total |
| 1 | Abia | 13 | 38 | 51 | 40 | 170 | 210 | 53 | 208 | 261 |
| 2 | Adamawa | 83 | 40 | 123 | 267 | 109 | 376 | 350 | 149 | 499 |
| 3 | Akwa-Ibom | 14 | 56 | 70 | 34 | 146 | 180 | 48 | 202 | 250 |
| 4 | Anambra | 9 | 79 | 88 | 10 | 157 | 167 | 19 | 236 | 255 |
| 5 | Bauchi | 88 | 25 | 113 | 548 | 24 | 572 | 636 | 49 | 685 |
| 6 | Bayelsa | 3 | 20 | 23 | 13 | 112 | 125 | 16 | 132 | 148 |
| 7 | Benue | 75 | 46 | 121 | 333 | 82 | 415 | 408 | 128 | 536 |
| 8 | Borno | 107 | 2 | 109 | 120 | | 120 | 227 | 2 | 229 |
| 9 | Cross-River | 16 | 47 | 63 | 14 | 227 | 241 | 30 | 274 | 304 |
| 10 | Delta | 14 | 93 | 107 | 55 | 265 | 320 | 69 | 358 | 427 |
| 11 | Ebonyi | 5 | 29 | 34 | 76 | 157 | 233 | 81 | 186 | 267 |
| 12 | Edo | 41 | 25 | 66 | 88 | 135 | 223 | 129 | 160 | 289 |
| 13 | Ekiti | 25 | 75 | 100 | 22 | 66 | 88 | 47 | 141 | 188 |
| 14 | Enugu | 15 | 24 | 39 | 6 | 242 | 248 | 21 | 266 | 287 |
| 15 | Fct-Abuja | 68 | 2 | 70 | 94 | | 94 | 162 | 2 | 164 |
| 16 | Gombe | 54 | 12 | 66 | 266 | 25 | 291 | 320 | 37 | 357 |
| 17 | Imo | 10 | 29 | 39 | 34 | 209 | 243 | 44 | 238 | 282 |
| 18 | Jigawa | 144 | 10 | 154 | 386 | 3 | 389 | 530 | 13 | 543 |
| 19 | Kaduna | 42 | 44 | 86 | 109 | 171 | 280 | 151 | 215 | 366 |
| 20 | Kano | 215 | 209 | 424 | 369 | 368 | 737 | 584 | 577 | 1,161 |
| 21 | Katsina | 39 | 38 | 77 | 60 | 125 | 185 | 99 | 163 | 262 |
| 22 | Kebbi | 25 | 66 | 91 | 101 | 88 | 189 | 126 | 154 | 280 |
| 23 | Kogi | 96 | 6 | 102 | 336 | 22 | 358 | 432 | 28 | 460 |
| 24 | Kwara | 109 | 47 | 156 | 186 | 116 | 302 | 295 | 163 | 458 |
| 25 | Lagos | 261 | 14 | 275 | 75 | 3 | 78 | 336 | 17 | 353 |
| 26 | Nasarawa | 25 | 49 | 74 | 90 | 98 | 188 | 115 | 147 | 262 |
| 27 | Niger | 35 | 67 | 102 | 167 | 171 | 338 | 202 | 238 | 440 |
| 28 | Ogun | 119 | 37 | 156 | 67 | 89 | 156 | 186 | 126 | 312 |
| 29 | Ondo | 18 | 108 | 126 | 11 | 150 | 161 | 29 | 258 | 287 |
| 30 | Osun | 238 | 28 | 266 | 65 | 99 | 164 | 303 | 127 | 430 |
| 31 | Oyo | 67 | 274 | 341 | 18 | 211 | 229 | 85 | 485 | 570 |
| 32 | Plateau | 2 | 47 | 49 | 25 | 201 | 226 | 27 | 248 | 275 |
| 33 | Rivers | 56 | 18 | 74 | 161 | 65 | 226 | 217 | 83 | 300 |
| 34 | Sokoto | 34 | 46 | 80 | 120 | 62 | 182 | 154 | 108 | 262 |
| 35 | Taraba | 21 | 49 | 70 | 55 | 125 | 180 | 76 | 174 | 250 |
| 36 | Yobe | 34 | 7 | 41 | 91 | 7 | 98 | 125 | 14 | 139 |
| 37 | Zamfara | 7 | 63 | 70 | 24 | 97 | 121 | 31 | 160 | 191 |
| Total | | 2,227 | 1,869 | 4,096 | 4,536 | 4,397 | 8,933 | 6,763 | 6,266 | 13,029 |

3.1.3 Number of Private Junior Secondary Schools by location (Urban/Rural)

Table 3.3 Number of Private Junior Secondary Schools only and Junior Secondary Schools with Senior Secondary Schools by State and Location 2017/18

| S/N | State | Urban | | | Rural | | | Total | | |
|--------------|-------------|--------------|--------------|---------------|--------------|--------------|--------------|--------------|---------------|---------------|
| | | JSS Only | JSS With SSS | Total | JSS Only | JSS With SSS | Total | JSS Only | JSS With SSS | Total |
| 1 | Abia | 76 | 117 | 193 | 125 | 219 | 344 | 201 | 336 | 537 |
| 2 | Adamawa | 98 | 81 | 179 | 57 | 12 | 69 | 155 | 93 | 248 |
| 3 | Akwa-Ibom | 57 | 102 | 159 | 74 | 141 | 215 | 131 | 243 | 374 |
| 4 | Anambra | 71 | 208 | 279 | 79 | 253 | 332 | 150 | 461 | 611 |
| 5 | Bauchi | 74 | 79 | 153 | 43 | 29 | 72 | 117 | 108 | 225 |
| 6 | Bayelsa | 152 | 86 | 238 | 51 | 26 | 77 | 203 | 112 | 315 |
| 7 | Benue | 83 | 205 | 288 | 136 | 283 | 419 | 219 | 488 | 707 |
| 8 | Borno | 61 | 67 | 128 | 8 | 6 | 14 | 69 | 73 | 142 |
| 9 | Cross-River | 56 | 113 | 169 | 71 | 216 | 287 | 127 | 329 | 456 |
| 10 | Delta | 170 | 320 | 490 | 77 | 175 | 252 | 247 | 495 | 742 |
| 11 | Ebonyi | 28 | 49 | 77 | 97 | 160 | 257 | 125 | 209 | 334 |
| 12 | Edo | 162 | 220 | 382 | 130 | 221 | 351 | 292 | 441 | 733 |
| 13 | Ekiti | 79 | 100 | 179 | 55 | 50 | 105 | 134 | 150 | 284 |
| 14 | Enugu | 26 | 44 | 70 | 69 | 116 | 185 | 95 | 160 | 255 |
| 15 | FCT-Abuja | 107 | 58 | 165 | 58 | 34 | 92 | 165 | 92 | 257 |
| 16 | Gombe | 64 | 55 | 119 | 40 | 27 | 67 | 104 | 82 | 186 |
| 17 | Imo | 24 | 51 | 75 | 87 | 244 | 331 | 111 | 295 | 406 |
| 18 | Jigawa | 23 | 13 | 36 | 3 | 0 | 3 | 26 | 13 | 39 |
| 19 | Kaduna | 154 | 250 | 404 | 65 | 77 | 142 | 219 | 327 | 546 |
| 20 | Kano | 222 | 253 | 475 | 24 | 24 | 48 | 246 | 277 | 523 |
| 21 | Katsina | 82 | 108 | 190 | 58 | 40 | 98 | 140 | 148 | 288 |
| 22 | Kebbi | 39 | 41 | 80 | 6 | 4 | 10 | 45 | 45 | 90 |
| 23 | Kogi | 68 | 101 | 169 | 90 | 147 | 237 | 158 | 248 | 406 |
| 24 | Kwara | 127 | 155 | 282 | 60 | 57 | 117 | 187 | 212 | 399 |
| 25 | Lagos | 798 | 968 | 1,766 | 427 | 284 | 711 | 1,225 | 1,252 | 2,477 |
| 26 | Nasarawa | 167 | 234 | 401 | 123 | 110 | 233 | 290 | 344 | 634 |
| 27 | Niger | 184 | 138 | 322 | 125 | 67 | 192 | 309 | 205 | 514 |
| 28 | Ogun | 252 | 372 | 624 | 232 | 208 | 440 | 484 | 580 | 1,064 |
| 29 | Ondo | 51 | 121 | 172 | 79 | 127 | 206 | 130 | 248 | 378 |
| 30 | Osun | 226 | 193 | 419 | 97 | 101 | 198 | 323 | 294 | 617 |
| 31 | Oyo | 262 | 466 | 728 | 116 | 174 | 290 | 378 | 640 | 1,018 |
| 32 | Plateau | 99 | 220 | 319 | 158 | 317 | 475 | 257 | 537 | 794 |
| 33 | Rivers | 239 | 209 | 448 | 150 | 117 | 267 | 389 | 326 | 715 |
| 34 | Sokoto | 29 | 51 | 80 | 0 | 2 | 2 | 29 | 53 | 82 |
| 35 | Taraba | 87 | 103 | 190 | 99 | 93 | 192 | 186 | 196 | 382 |
| 36 | Yobe | 44 | 26 | 70 | 3 | 1 | 4 | 47 | 27 | 74 |
| 37 | Zamfara | 61 | 61 | 122 | 6 | 8 | 14 | 67 | 69 | 136 |
| Total | | 4,602 | 6,038 | 10,640 | 3,178 | 4,170 | 7,348 | 7,780 | 10,208 | 17,988 |

3.1.4 Number of Public and Private Junior Secondary Schools by location (Urban/Rural)

Table 3.4 Number of Junior Secondary Schools (Public and Private) by State and Location 2017/18

| S/N | State | Urban | | | Rural | | | Total | | |
|--------------|-------------|-------------|----------------|--------------|-------------|----------------|--------------|--------------|----------------|--------------|
| | | J S S Only | J S S With SSS | Total | J S S Only | J S S With SSS | Total | J S S Only | J S S With SSS | Total |
| 1 | Abia | 89 | 155 | 244 | 165 | 389 | 554 | 254 | 544 | 798 |
| 2 | Adamawa | 181 | 121 | 302 | 324 | 121 | 445 | 505 | 242 | 747 |
| 3 | Akwa-Ibom | 71 | 158 | 229 | 108 | 287 | 395 | 179 | 445 | 624 |
| 4 | Anambra | 80 | 287 | 367 | 89 | 410 | 499 | 169 | 697 | 866 |
| 5 | Bauchi | 162 | 104 | 266 | 591 | 53 | 644 | 753 | 157 | 910 |
| 6 | Bayelsa | 155 | 106 | 261 | 64 | 138 | 202 | 219 | 244 | 463 |
| 7 | Benue | 158 | 251 | 409 | 469 | 365 | 834 | 627 | 616 | 1243 |
| 8 | Borno | 168 | 69 | 237 | 128 | 6 | 134 | 296 | 75 | 371 |
| 9 | Cross-River | 72 | 160 | 232 | 85 | 443 | 528 | 157 | 603 | 760 |
| 10 | Delta | 184 | 413 | 597 | 132 | 440 | 572 | 316 | 853 | 1169 |
| 11 | Ebonyi | 33 | 78 | 111 | 173 | 317 | 490 | 206 | 395 | 601 |
| 12 | Edo | 203 | 245 | 448 | 218 | 356 | 574 | 421 | 601 | 1022 |
| 13 | Ekiti | 104 | 175 | 279 | 77 | 116 | 193 | 181 | 291 | 472 |
| 14 | Enuogu | 41 | 68 | 109 | 75 | 358 | 433 | 116 | 426 | 542 |
| 15 | FCT-Abuja | 175 | 60 | 235 | 152 | 34 | 186 | 327 | 94 | 421 |
| 16 | Gombe | 118 | 67 | 185 | 306 | 52 | 358 | 424 | 119 | 543 |
| 17 | Imo | 34 | 80 | 114 | 121 | 453 | 574 | 155 | 533 | 688 |
| 18 | Jigawa | 167 | 23 | 190 | 389 | 3 | 392 | 556 | 26 | 582 |
| 19 | Kaduna | 196 | 294 | 490 | 174 | 248 | 422 | 370 | 542 | 912 |
| 20 | Kano | 437 | 462 | 899 | 393 | 392 | 785 | 830 | 854 | 1684 |
| 21 | Katsina | 121 | 146 | 267 | 118 | 165 | 283 | 239 | 311 | 550 |
| 22 | Kebbi | 64 | 107 | 171 | 107 | 92 | 199 | 171 | 199 | 370 |
| 23 | Kogi | 164 | 107 | 271 | 426 | 169 | 595 | 590 | 276 | 866 |
| 24 | Kwara | 236 | 202 | 438 | 246 | 173 | 419 | 482 | 375 | 857 |
| 25 | Lagos | 1059 | 982 | 2041 | 502 | 287 | 789 | 1561 | 1269 | 2830 |
| 26 | Nasarawa | 192 | 283 | 475 | 213 | 208 | 421 | 405 | 491 | 896 |
| 27 | Niger | 219 | 205 | 424 | 292 | 238 | 530 | 511 | 443 | 954 |
| 28 | Ogun | 371 | 409 | 780 | 299 | 297 | 596 | 670 | 706 | 1376 |
| 29 | Ondo | 69 | 229 | 298 | 90 | 277 | 367 | 159 | 506 | 665 |
| 30 | Osun | 464 | 221 | 685 | 162 | 200 | 362 | 626 | 421 | 1047 |
| 31 | Oyo | 329 | 740 | 1069 | 134 | 385 | 519 | 463 | 1125 | 1588 |
| 32 | Plateau | 101 | 267 | 368 | 183 | 518 | 701 | 284 | 785 | 1069 |
| 33 | Rivers | 295 | 227 | 522 | 311 | 182 | 493 | 606 | 409 | 1015 |
| 34 | Sokoto | 63 | 97 | 160 | 120 | 64 | 184 | 183 | 161 | 344 |
| 35 | Taraba | 108 | 152 | 260 | 154 | 218 | 372 | 262 | 370 | 632 |
| 36 | Yobe | 78 | 33 | 111 | 94 | 8 | 102 | 172 | 41 | 213 |
| 37 | Zamfara | 68 | 124 | 192 | 30 | 105 | 135 | 98 | 229 | 327 |
| Total | | 6829 | 7907 | 14736 | 7714 | 8567 | 16281 | 14543 | 16474 | 31017 |

3.2 Enrolment in Junior Secondary Schools

3.2.1 Enrolment in JSS by Gender:

The total national enrolment in Public and Private Junior Secondary Schools by Gender 2013/14 to 2017/18 is summarized on table 3.8 and represented graphically by Fig 3.2

Table 3.5 Enrolment in Public and Private Junior Secondary Schools by Gender: 2013/2014 - 2017/2018

| Academic Year | Public | | | Private | | | Total | | |
|---------------|---------|---------|---------|---------|--------|---------|---------|---------|---------|
| | M | F | M + F | M | F | M + F | M | F | M + F |
| 2013/2014 | 2567059 | 2207994 | 4775053 | 744411 | 683630 | 1428041 | 3311470 | 2891624 | 6203094 |
| 2014/2015 | 2565777 | 2239375 | 4805152 | 694332 | 680807 | 1375139 | 3260109 | 2920182 | 6180291 |
| 2015/2016 | 2567056 | 2220261 | 4787317 | 526490 | 525180 | 1051670 | 3093546 | 2745441 | 5838987 |
| 2016/2017 | 2701572 | 2352307 | 5053879 | 660772 | 679679 | 1340451 | 3362344 | 3031986 | 6394330 |
| 2017/2018 | 2713663 | 2475430 | 5189093 | 822972 | 829888 | 1652860 | 3536635 | 3305318 | 6841953 |

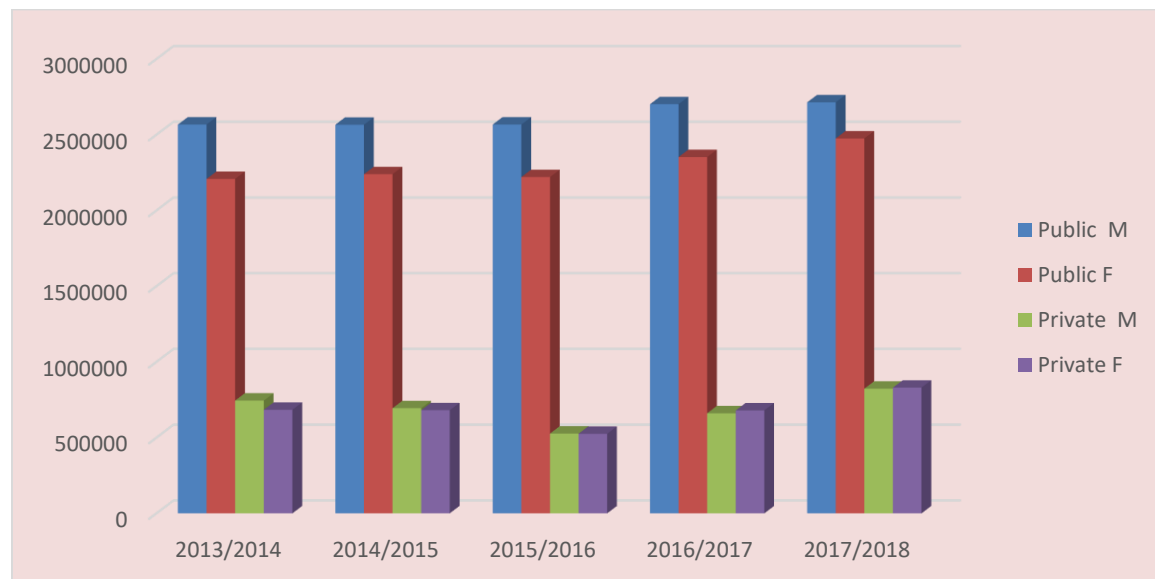


Fig 3.2 Enrolment Trend in Public and Private Junior Secondary Schools by Gender: 2013/2014 - 2017/2018

3.2.2 Enrolment in Junior Secondary Schools by Location

Total Enrolment in Public and Private Junior Secondary Schools by Location (Urban and Rural) and Gender is indicated on table 3.6 and represented graphically by Fig 3.3

Table 3.6 Enrolment in Public and Private Junior Secondary Schools by Location (Rural/Urban) and Gender 2017/18

| | URBAN | | | RURAL | | |
|---------|---------|---------|---------|---------|---------|---------|
| | Male | Female | Total | Male | Female | Total |
| Public | 1362053 | 1353418 | 2715471 | 1351610 | 1122012 | 2473622 |
| Private | 458444 | 473251 | 931695 | 364528 | 356637 | 721165 |
| Total | 1820497 | 1826669 | 3647166 | 1716138 | 1478649 | 3194787 |

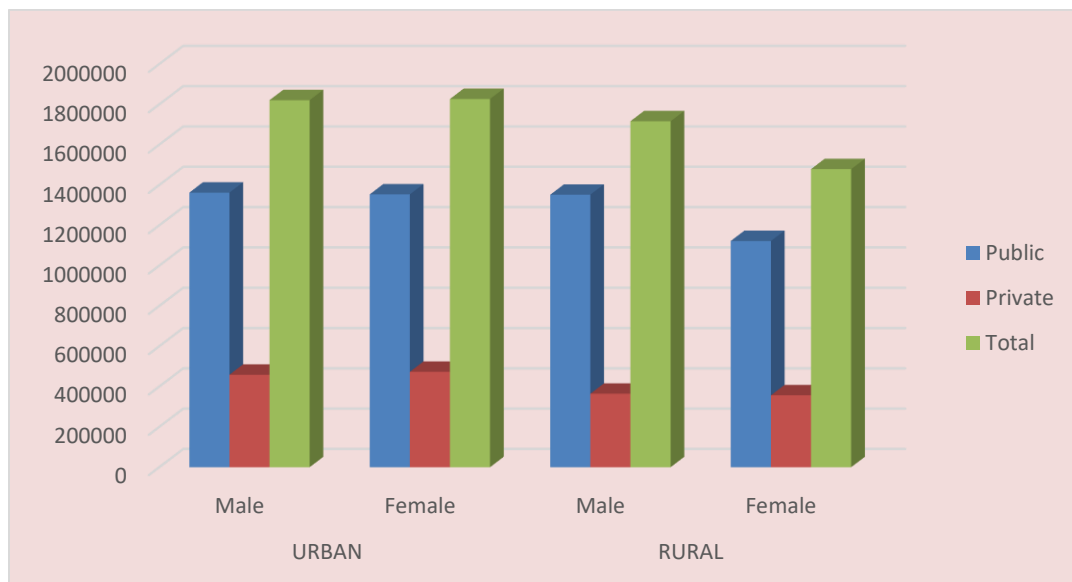


Fig 3.3 JSS Enrolment in Public and Private Schools by Location (Rural/Urban) and Gender

3.3 Enrolment in Junior Secondary Schools by State

3.3.1 Enrolment in Public Junior Secondary Schools by State, Location (Urban and Rural) and Gender

Table 3.7 Enrolment in Public Junior Secondary Schools by State, Location (Rural/Urban) and Gender 2017/18

| S/N | State | Urban | | | Rural | | | Total | | |
|-----|---------------|------------------|------------------|------------------|------------------|------------------|------------------|------------------|------------------|------------------|
| | | Male | Female | Total | Male | Female | Total | Male | Female | Total |
| 1 | Abia | 4,656 | 8,908 | 13,564 | 9,730 | 10,365 | 20,095 | 14,386 | 19,273 | 33,659 |
| 2 | Adamawa | 29,742 | 26,354 | 56,096 | 40,222 | 34,700 | 74,922 | 69,964 | 61,054 | 131,018 |
| 3 | Akwa- Ibom | 48,332 | 60,070 | 108,402 | 62,483 | 68,060 | 130,543 | 110,815 | 128,130 | 238,945 |
| 4 | Anambra | 23,404 | 25,567 | 48,971 | 22,476 | 22,008 | 44,484 | 45,880 | 47,575 | 93,455 |
| 5 | Bauchi | 35,953 | 28,180 | 64,133 | 63,222 | 44,883 | 108,105 | 99,175 | 73,063 | 172,238 |
| 6 | Bayelsa | 5,038 | 5,501 | 10,539 | 11,892 | 10,359 | 22,251 | 16,930 | 15,860 | 32,790 |
| 7 | Benue | 12,833 | 12,732 | 25,565 | 25,969 | 21,532 | 47,501 | 38,802 | 34,264 | 73,066 |
| 8 | Borno | 34,522 | 32,021 | 66,543 | 15,098 | 12,226 | 27,324 | 49,620 | 44,247 | 93,867 |
| 9 | Cross-River | 14,872 | 16,274 | 31,146 | 21,030 | 20,157 | 41,187 | 35,902 | 36,431 | 72,333 |
| 10 | Delta | 37,552 | 38,574 | 76,126 | 40,632 | 40,809 | 81,441 | 78,184 | 79,383 | 157,567 |
| 11 | Ebonyi | 6,930 | 7,769 | 14,699 | 34,785 | 38,611 | 73,396 | 41,715 | 46,380 | 88,095 |
| 12 | Edo | 26,202 | 31,738 | 57,940 | 26,291 | 24,287 | 50,578 | 52,493 | 56,025 | 108,518 |
| 13 | Ekiti | 19,199 | 18,941 | 38,140 | 7,543 | 6,860 | 14,403 | 26,742 | 25,801 | 52,543 |
| 14 | Enugu | 12,647 | 14,668 | 27,315 | 20,277 | 23,406 | 43,683 | 32,924 | 38,074 | 70,998 |
| 15 | Fct-Abuja | 38,734 | 43,458 | 82,192 | 25,645 | 25,416 | 51,061 | 64,379 | 68,874 | 133,253 |
| 16 | Gombe | 25,811 | 22,426 | 48,237 | 27,498 | 19,210 | 46,708 | 53,309 | 41,636 | 94,945 |
| 17 | Imo | 61,889 | 54,851 | 116,740 | 126,410 | 131,965 | 258,375 | 188,299 | 186,816 | 375,115 |
| 18 | Jigawa | 44,212 | 40,880 | 85,092 | 45,102 | 27,229 | 72,331 | 89,314 | 68,109 | 157,423 |
| 19 | Kaduna | 62,593 | 76,032 | 138,625 | 78,149 | 53,809 | 131,958 | 140,742 | 129,841 | 270,583 |
| 20 | Kano | 93,759 | 100,968 | 194,727 | 117,579 | 90,635 | 208,214 | 211,338 | 191,603 | 402,941 |
| 21 | Katsina | 76,304 | 64,603 | 140,907 | 86,749 | 63,140 | 149,889 | 163,053 | 127,743 | 290,796 |
| 22 | Kebbi | 38,825 | 28,432 | 67,257 | 47,075 | 18,105 | 65,180 | 85,900 | 46,537 | 132,437 |
| 23 | Kogi | 5,024 | 5,253 | 10,277 | 15,946 | 13,686 | 29,632 | 20,970 | 18,939 | 39,909 |
| 24 | Kwara | 35,616 | 34,064 | 69,680 | 20,247 | 18,193 | 38,440 | 55,863 | 52,257 | 108,120 |
| 25 | Lagos | 140,427 | 148,280 | 288,707 | 37,889 | 37,035 | 74,924 | 178,316 | 185,315 | 363,631 |
| 26 | Nasarawa | 14,914 | 13,452 | 28,366 | 21,670 | 17,051 | 38,721 | 36,584 | 30,503 | 67,087 |
| 27 | Niger | 43,133 | 36,481 | 79,614 | 56,497 | 34,220 | 90,717 | 99,630 | 70,701 | 170,331 |
| 28 | Ogun | 77,345 | 77,183 | 154,528 | 34,812 | 32,814 | 67,626 | 112,157 | 109,997 | 222,154 |
| 29 | Ondo | 41,363 | 40,740 | 82,103 | 22,340 | 20,500 | 42,840 | 63,703 | 61,240 | 124,943 |
| 30 | Osun | 41,063 | 41,331 | 82,394 | 14,387 | 14,021 | 28,408 | 55,450 | 55,352 | 110,802 |
| 31 | Oyo | 72,959 | 76,494 | 149,453 | 27,867 | 29,910 | 57,777 | 100,826 | 106,404 | 207,230 |
| 32 | Plateau | 7,594 | 8,252 | 15,846 | 20,171 | 18,120 | 38,291 | 27,765 | 26,372 | 54,137 |
| 33 | Rivers | 26,754 | 31,331 | 58,085 | 25,993 | 27,841 | 53,834 | 52,747 | 59,172 | 111,919 |
| 34 | Sokoto | 24,185 | 22,174 | 46,359 | 36,311 | 17,404 | 53,715 | 60,496 | 39,578 | 100,074 |
| 35 | Taraba | 13,161 | 10,334 | 23,495 | 16,512 | 11,610 | 28,122 | 29,673 | 21,944 | 51,617 |
| 36 | Yobe | 33,062 | 28,693 | 61,755 | 17,693 | 11,156 | 28,849 | 50,755 | 39,849 | 90,604 |
| 37 | Zamfara | 31,444 | 20,409 | 51,853 | 27,418 | 10,679 | 38,097 | 58,862 | 31,088 | 89,950 |
| | Total | 1,362,053 | 1,353,418 | 2,715,471 | 1,351,610 | 1,122,012 | 2,473,622 | 2,713,663 | 2,475,430 | 5,189,093 |

3.3.2 Enrolment in Private Junior Secondary Schools by State, Location (Urban and Rural) and Gender

Table 3.8 Enrolment in Private Junior Secondary Schools by State, Location (Rural/Urban) and Gender 2017/18

| S/N | State | Urban | | | Rural | | | Total | | |
|-----|--------------|----------------|----------------|----------------|----------------|----------------|----------------|----------------|----------------|------------------|
| | | Male | Female | Total | Male | Female | Total | Male | Female | Total |
| 1 | Abia | 9,243 | 10,296 | 19,539 | 15,630 | 16,664 | 32,294 | 24,873 | 26,960 | 51,833 |
| 2 | Adamawa | 8,624 | 8,643 | 17,267 | 2,152 | 2,045 | 4,197 | 10,776 | 10,688 | 21,464 |
| 3 | Akwa-Ibom | 12,424 | 11,938 | 24,362 | 30,744 | 33,355 | 64,099 | 43,168 | 45,293 | 88,461 |
| 4 | Anambra | 16,885 | 16,327 | 33,212 | 17,732 | 19,105 | 36,837 | 34,617 | 35,432 | 70,049 |
| 5 | Bauchi | 8,061 | 8,780 | 16,841 | 3,923 | 3,904 | 7,827 | 11,984 | 12,684 | 24,668 |
| 6 | Bayelsa | 6,226 | 7,051 | 13,277 | 1,850 | 1,930 | 3,780 | 8,076 | 8,981 | 17,057 |
| 7 | Benue | 18,388 | 18,791 | 37,179 | 28,482 | 25,758 | 54,240 | 46,870 | 44,549 | 91,419 |
| 8 | Borno | 8,654 | 9,345 | 17,999 | 697 | 648 | 1,345 | 9,351 | 9,993 | 19,344 |
| 9 | Cross-River | 8,480 | 8,799 | 17,279 | 14,106 | 14,423 | 28,529 | 22,586 | 23,222 | 45,808 |
| 10 | Delta | 18,553 | 20,374 | 38,927 | 9,858 | 9,797 | 19,655 | 28,411 | 30,171 | 58,582 |
| 11 | Ebonyi | 4,754 | 5,120 | 9,874 | 18,462 | 18,692 | 37,154 | 23,216 | 23,812 | 47,028 |
| 12 | Edo | 17,251 | 17,133 | 34,384 | 16,886 | 17,004 | 33,890 | 34,137 | 34,137 | 68,274 |
| 13 | Ekiti | 4,291 | 4,077 | 8,368 | 2,210 | 2,425 | 4,635 | 6,501 | 6,502 | 13,003 |
| 14 | Enugu | 4,840 | 4,863 | 9,703 | 9,269 | 8,894 | 18,163 | 14,109 | 13,757 | 27,866 |
| 15 | FCT-Abuja | 5,335 | 5,955 | 11,290 | 2,110 | 2,002 | 4,112 | 7,445 | 7,957 | 15,402 |
| 16 | Gombe | 5,645 | 5,680 | 11,325 | 3,548 | 2,757 | 6,305 | 9,193 | 8,437 | 17,630 |
| 17 | Imo | 6,132 | 7,020 | 13,152 | 26,629 | 27,456 | 54,085 | 32,761 | 34,476 | 67,237 |
| 18 | Jigawa | 1,807 | 1,903 | 3,710 | 42 | 133 | 175 | 1,849 | 2,036 | 3,885 |
| 19 | Kaduna | 18,816 | 18,993 | 37,809 | 6,669 | 5,908 | 12,577 | 25,485 | 24,901 | 50,386 |
| 20 | Kano | 21,391 | 20,850 | 42,241 | 5,472 | 2,307 | 7,779 | 26,863 | 23,157 | 50,020 |
| 21 | Katsina | 14,657 | 15,660 | 30,317 | 13,205 | 9,731 | 22,936 | 27,862 | 25,391 | 53,253 |
| 22 | Kebbi | 5,014 | 4,686 | 9,700 | 761 | 609 | 1,370 | 5,775 | 5,295 | 11,070 |
| 23 | Kogi | 7,222 | 6,948 | 14,170 | 11,689 | 11,682 | 23,371 | 18,911 | 18,630 | 37,541 |
| 24 | Kwara | 10,170 | 9,283 | 19,453 | 3,139 | 2,857 | 5,996 | 13,309 | 12,140 | 25,449 |
| 25 | Lagos | 55,586 | 58,582 | 114,168 | 15,996 | 16,847 | 32,843 | 71,582 | 75,429 | 147,011 |
| 26 | Nasarawa | 16,060 | 16,249 | 32,309 | 8,590 | 8,013 | 16,603 | 24,650 | 24,262 | 48,912 |
| 27 | Niger | 11,240 | 10,972 | 22,212 | 5,011 | 4,652 | 9,663 | 16,251 | 15,624 | 31,875 |
| 28 | Ogun | 26,114 | 27,536 | 53,650 | 14,372 | 14,713 | 29,085 | 40,486 | 42,249 | 82,735 |
| 29 | Ondo | 6,641 | 6,881 | 13,522 | 9,692 | 10,116 | 19,808 | 16,333 | 16,997 | 33,330 |
| 30 | Osun | 14,557 | 14,856 | 29,413 | 6,424 | 6,843 | 13,267 | 20,981 | 21,699 | 42,680 |
| 31 | Oyo | 26,111 | 27,584 | 53,695 | 9,372 | 9,847 | 19,219 | 35,483 | 37,431 | 72,914 |
| 32 | Plateau | 16,216 | 17,077 | 33,293 | 26,808 | 24,908 | 51,716 | 43,024 | 41,985 | 85,009 |
| 33 | Rivers | 15,607 | 16,756 | 32,363 | 9,357 | 9,719 | 19,076 | 24,964 | 26,475 | 51,439 |
| 34 | Sokoto | 4,279 | 4,123 | 8,402 | 143 | 102 | 245 | 4,422 | 4,225 | 8,647 |
| 35 | Taraba | 11,398 | 11,925 | 23,323 | 12,580 | 10,221 | 22,801 | 23,978 | 22,146 | 46,124 |
| 36 | Yobe | 4,634 | 5,581 | 10,215 | 310 | 285 | 595 | 4,944 | 5,866 | 10,810 |
| 37 | Zamfara | 7,138 | 6,614 | 13,752 | 608 | 285 | 893 | 7,746 | 6,899 | 14,645 |
| | Total | 458,444 | 473,251 | 931,695 | 364,528 | 356,637 | 721,165 | 822,972 | 829,888 | 1,652,860 |

3.3.3 Total Enrolment in Public and Private Junior Secondary Schools by State, Location (Urban and Rural) and Gender

Table 3.9 Enrolment in Public and Private Junior Secondary Schools by State, Location (Rural/Urban) and Gender 2017/18

| S/N | State | Urban | | | Rural | | | Total | | |
|-----|-----------------|------------------|------------------|------------------|------------------|------------------|------------------|------------------|------------------|------------------|
| | | Male | Female | Total | Male | Female | Total | Male | Female | Total |
| 1 | Abia | 13,899 | 19,204 | 33,103 | 25,360 | 27,029 | 52,389 | 39,259 | 46,233 | 85,492 |
| 2 | Adamawa | 38,366 | 34,997 | 73,363 | 42,374 | 36,745 | 79,119 | 80,740 | 71,742 | 152,482 |
| 3 | Akwa- Ibom | 60,756 | 72,008 | 132,764 | 93,227 | 101,415 | 194,642 | 153,983 | 173,423 | 327,406 |
| 4 | Anambra | 40,289 | 41,894 | 82,183 | 40,208 | 41,113 | 81,321 | 80,497 | 83,007 | 163,504 |
| 5 | Bauchi | 44,014 | 36,960 | 80,974 | 67,145 | 48,787 | 115,932 | 111,159 | 85,747 | 196,906 |
| 6 | Bayelsa | 11,264 | 12,552 | 23,816 | 13,742 | 12,289 | 26,031 | 25,006 | 24,841 | 49,847 |
| 7 | Benue | 31,221 | 31,523 | 62,744 | 54,451 | 47,290 | 101,741 | 85,672 | 78,813 | 164,485 |
| 8 | Borno | 43,176 | 41,366 | 84,542 | 15,795 | 12,874 | 28,669 | 58,971 | 54,240 | 113,211 |
| 9 | Cross- River | 23,352 | 25,073 | 48,425 | 35,136 | 34,580 | 69,716 | 58,488 | 59,653 | 118,141 |
| 10 | Delta | 56,105 | 58,948 | 115,053 | 50,490 | 50,606 | 101,096 | 106,595 | 109,554 | 216,149 |
| 11 | Ebonyi | 11,684 | 12,889 | 24,573 | 53,247 | 57,303 | 110,550 | 64,931 | 70,192 | 135,123 |
| 12 | Edo | 43,453 | 48,871 | 92,324 | 43,177 | 41,291 | 84,468 | 86,630 | 90,162 | 176,792 |
| 13 | Ekiti | 23,490 | 23,018 | 46,508 | 9,753 | 9,285 | 19,038 | 33,243 | 32,303 | 65,546 |
| 14 | Enugu | 17,487 | 19,531 | 37,018 | 29,546 | 32,300 | 61,846 | 47,033 | 51,831 | 98,864 |
| 15 | FCT-Abuja | 44,069 | 49,413 | 93,482 | 27,755 | 27,418 | 55,173 | 71,824 | 76,831 | 148,655 |
| 16 | Gombe | 31,456 | 28,106 | 59,562 | 31,046 | 21,967 | 53,013 | 62,502 | 50,073 | 112,575 |
| 17 | Imo | 68,021 | 61,871 | 129,892 | 153,039 | 159,421 | 312,460 | 221,060 | 221,292 | 442,352 |
| 18 | Jigawa | 46,019 | 42,783 | 88,802 | 45,144 | 27,362 | 72,506 | 91,163 | 70,145 | 161,308 |
| 19 | Kaduna | 81,409 | 95,025 | 176,434 | 84,818 | 59,717 | 144,535 | 166,227 | 154,742 | 320,969 |
| 20 | Kano | 115,150 | 121,818 | 236,968 | 123,051 | 92,942 | 215,993 | 238,201 | 214,760 | 452,961 |
| 21 | Katsina | 90,961 | 80,263 | 171,224 | 99,954 | 72,871 | 172,825 | 190,915 | 153,134 | 344,049 |
| 22 | Kebbi | 43,839 | 33,118 | 76,957 | 47,836 | 18,714 | 66,550 | 91,675 | 51,832 | 143,507 |
| 23 | Kogi | 12,246 | 12,201 | 24,447 | 27,635 | 25,368 | 53,003 | 39,881 | 37,569 | 77,450 |
| 24 | Kwara | 45,786 | 43,347 | 89,133 | 23,386 | 21,050 | 44,436 | 69,172 | 64,397 | 133,569 |
| 25 | Lagos | 196,013 | 206,862 | 402,875 | 53,885 | 53,882 | 107,767 | 249,898 | 260,744 | 510,642 |
| 26 | Nasarawa | 30,974 | 29,701 | 60,675 | 30,260 | 25,064 | 55,324 | 61,234 | 54,765 | 115,999 |
| 27 | Niger | 54,373 | 47,453 | 101,826 | 61,508 | 38,872 | 100,380 | 115,881 | 86,325 | 202,206 |
| 28 | Ogun | 103,459 | 104,719 | 208,178 | 49,184 | 47,527 | 96,711 | 152,643 | 152,246 | 304,889 |
| 29 | Ondo | 48,004 | 47,621 | 95,625 | 32,032 | 30,616 | 62,648 | 80,036 | 78,237 | 158,273 |
| 30 | Osun | 55,620 | 56,187 | 111,807 | 20,811 | 20,864 | 41,675 | 76,431 | 77,051 | 153,482 |
| 31 | Oyo | 99,070 | 104,078 | 203,148 | 37,239 | 39,757 | 76,996 | 136,309 | 143,835 | 280,144 |
| 32 | Plateau | 23,810 | 25,329 | 49,139 | 46,979 | 43,028 | 90,007 | 70,789 | 68,357 | 139,146 |
| 33 | Rivers | 42,361 | 48,087 | 90,448 | 35,350 | 37,560 | 72,910 | 77,711 | 85,647 | 163,358 |
| 34 | Sokoto | 28,464 | 26,297 | 54,761 | 36,454 | 17,506 | 53,960 | 64,918 | 43,803 | 108,721 |
| 35 | Taraba | 24,559 | 22,259 | 46,818 | 29,092 | 21,831 | 50,923 | 53,651 | 44,090 | 97,741 |
| 36 | Yobe | 37,696 | 34,274 | 71,970 | 18,003 | 11,441 | 29,444 | 55,699 | 45,715 | 101,414 |
| 37 | Zamfara | 38,582 | 27,023 | 65,605 | 28,026 | 10,964 | 38,990 | 66,608 | 37,987 | 104,595 |
| | Total | 1,820,497 | 1,826,669 | 3,647,166 | 1,716,138 | 1,478,649 | 3,194,787 | 3,536,635 | 3,305,318 | 6,841,953 |

3.4 Enrolment by Class

3.4.1 Enrolment in Public Junior Secondary Schools by State, Class and Gender

Table 3.10 Enrolment in Public Junior Secondary Schools by State, Class and Gender 2017/18

| S/N | State | JSS 1 | | | JS 2 | | | JSS 3 | | | TOTAL | | |
|-----|--------------|----------------|----------------|------------------|----------------|----------------|------------------|----------------|----------------|------------------|------------------|------------------|------------------|
| | | Male | Female | Total | Male | Female | Total | Male | Female | Total | Male | Female | Total |
| 1 | Abia | 4,869 | 6,063 | 10,932 | 4,834 | 6,563 | 11,397 | 4,683 | 6,647 | 11,330 | 14,386 | 19,273 | 33,659 |
| 2 | Adamawa | 24,245 | 20,690 | 44,935 | 22,984 | 20,906 | 43,890 | 22,735 | 19,458 | 42,193 | 69,964 | 61,054 | 131,018 |
| 3 | Akwa-Ibom | 38,373 | 44,247 | 82,620 | 37,495 | 43,088 | 80,583 | 34,947 | 40,795 | 75,742 | 110,815 | 128,130 | 238,945 |
| 4 | Anambra | 16,502 | 16,307 | 32,809 | 15,040 | 15,855 | 30,895 | 14,338 | 15,413 | 29,751 | 45,880 | 47,575 | 93,455 |
| 5 | Bauchi | 35,160 | 26,737 | 61,897 | 33,323 | 24,462 | 57,785 | 30,692 | 21,864 | 52,556 | 99,175 | 73,063 | 172,238 |
| 6 | Bayelsa | 5,842 | 5,515 | 11,357 | 5,648 | 5,187 | 10,835 | 5,440 | 5,158 | 10,598 | 16,930 | 15,860 | 32,790 |
| 7 | Benue | 12,778 | 11,499 | 24,277 | 13,937 | 12,323 | 26,260 | 12,087 | 10,442 | 22,529 | 38,802 | 34,264 | 73,066 |
| 8 | Borno | 17,765 | 16,337 | 34,102 | 17,136 | 14,727 | 31,863 | 14,719 | 13,183 | 27,902 | 49,620 | 44,247 | 93,867 |
| 9 | Cross-River | 12,019 | 12,208 | 24,227 | 12,374 | 12,483 | 24,857 | 11,509 | 11,740 | 23,249 | 35,902 | 36,431 | 72,333 |
| 10 | Delta | 25,221 | 26,481 | 51,702 | 28,047 | 27,674 | 55,721 | 24,916 | 25,228 | 50,144 | 78,184 | 79,383 | 157,567 |
| 11 | Ebonyi | 13,451 | 15,443 | 28,894 | 13,892 | 15,762 | 29,654 | 14,372 | 15,175 | 29,547 | 41,715 | 46,380 | 88,095 |
| 12 | Edo | 17,557 | 18,564 | 36,121 | 17,591 | 18,846 | 36,437 | 17,345 | 18,615 | 35,960 | 52,493 | 56,025 | 108,518 |
| 13 | Ekiti | 9,099 | 8,876 | 17,975 | 8,004 | 8,609 | 16,613 | 9,639 | 8,316 | 17,955 | 26,742 | 25,801 | 52,543 |
| 14 | Enugu | 11,101 | 12,728 | 23,829 | 10,690 | 12,495 | 23,185 | 11,133 | 12,851 | 23,984 | 32,924 | 38,074 | 70,998 |
| 15 | Fct-Abuja | 21,971 | 22,882 | 44,853 | 22,085 | 23,892 | 45,977 | 20,323 | 22,100 | 42,423 | 64,379 | 68,874 | 133,253 |
| 16 | Gombe | 18,193 | 14,181 | 32,374 | 18,350 | 13,819 | 32,169 | 16,766 | 13,636 | 30,402 | 53,309 | 41,636 | 94,945 |
| 17 | Imo | 61,771 | 61,573 | 123,344 | 65,429 | 62,060 | 127,489 | 61,099 | 63,183 | 124,282 | 188,299 | 186,816 | 375,115 |
| 18 | Jigawa | 31,857 | 24,755 | 56,612 | 30,979 | 23,642 | 54,621 | 26,478 | 19,712 | 46,190 | 89,314 | 68,109 | 157,423 |
| 19 | Kaduna | 46,690 | 44,315 | 91,005 | 48,508 | 44,895 | 93,403 | 45,544 | 40,631 | 86,175 | 140,742 | 129,841 | 270,583 |
| 20 | Kano | 77,082 | 73,425 | 150,507 | 71,085 | 62,575 | 133,660 | 63,171 | 55,603 | 118,774 | 211,338 | 191,603 | 402,941 |
| 21 | Katsina | 58,645 | 46,582 | 105,227 | 55,453 | 44,033 | 99,486 | 48,955 | 37,128 | 86,083 | 163,053 | 127,743 | 290,796 |
| 22 | Kebbi | 29,842 | 15,880 | 45,722 | 28,252 | 15,128 | 43,380 | 27,806 | 15,529 | 43,335 | 85,900 | 46,537 | 132,437 |
| 23 | Kogi | 7,345 | 6,418 | 13,763 | 6,954 | 6,377 | 13,331 | 6,671 | 6,144 | 12,815 | 20,970 | 18,939 | 39,909 |
| 24 | Kwara | 17,335 | 16,862 | 34,197 | 18,115 | 17,074 | 35,189 | 20,413 | 18,321 | 38,734 | 55,863 | 52,257 | 108,120 |
| 25 | Lagos | 70,476 | 72,784 | 143,260 | 59,602 | 62,275 | 121,877 | 48,238 | 50,256 | 98,494 | 178,316 | 185,315 | 363,631 |
| 26 | Nasarawa | 11,491 | 8,965 | 20,456 | 11,885 | 10,136 | 22,021 | 13,208 | 11,402 | 24,610 | 36,584 | 30,503 | 67,087 |
| 27 | Niger | 33,984 | 24,058 | 58,042 | 33,015 | 22,874 | 55,889 | 32,631 | 23,769 | 56,400 | 99,630 | 70,701 | 170,331 |
| 28 | Ogun | 39,157 | 37,739 | 76,896 | 38,193 | 37,206 | 75,399 | 34,807 | 35,052 | 69,859 | 112,157 | 109,997 | 222,154 |
| 29 | Ondo | 20,623 | 20,432 | 41,055 | 22,626 | 20,282 | 42,908 | 20,454 | 20,526 | 40,980 | 63,703 | 61,240 | 124,943 |
| 30 | Osun | 19,282 | 19,334 | 38,616 | 19,054 | 18,797 | 37,851 | 17,114 | 17,221 | 34,335 | 55,450 | 55,352 | 110,802 |
| 31 | Oyo | 31,577 | 32,429 | 64,006 | 34,922 | 38,049 | 72,971 | 34,327 | 35,926 | 70,253 | 100,826 | 106,404 | 207,230 |
| 32 | Plateau | 9,030 | 9,463 | 18,493 | 9,718 | 8,768 | 18,486 | 9,017 | 8,141 | 17,158 | 27,765 | 26,372 | 54,137 |
| 33 | Rivers | 16,692 | 18,358 | 35,050 | 17,796 | 19,794 | 37,590 | 18,259 | 21,020 | 39,279 | 52,747 | 59,172 | 111,919 |
| 34 | Sokoto | 22,981 | 14,761 | 37,742 | 21,283 | 12,847 | 34,130 | 16,232 | 11,970 | 28,202 | 60,496 | 39,578 | 100,074 |
| 35 | Taraba | 10,244 | 7,554 | 17,798 | 10,186 | 7,674 | 17,860 | 9,243 | 6,716 | 15,959 | 29,673 | 21,944 | 51,617 |
| 36 | Yobe | 18,575 | 15,069 | 33,644 | 17,294 | 13,337 | 30,631 | 14,886 | 11,443 | 26,329 | 50,755 | 39,849 | 90,604 |
| 37 | Zamfara | 19,593 | 10,008 | 29,601 | 19,376 | 10,486 | 29,862 | 19,893 | 10,594 | 30,487 | 58,862 | 31,088 | 89,950 |
| | Total | 938,418 | 859,522 | 1,797,940 | 921,155 | 835,000 | 1,756,155 | 854,090 | 780,908 | 1,634,998 | 2,713,663 | 2,475,430 | 5,189,093 |

3.4.2 Enrolment in Private Junior Secondary Schools by State, Class and Gender

Table 3.11 Enrolment in Private Junior Secondary Schools by State, Class and Gender 2017/18

| S/N | State | JSS 1 | | | JSS 2 | | | JSS 3 | | | TOTAL | | |
|-----|--------------|----------------|----------------|----------------|----------------|----------------|----------------|----------------|----------------|----------------|----------------|----------------|------------------|
| | | Male | Female | Total | Male | Female | Total | Male | Female | Total | Male | Female | Total |
| 1 | Abia | 9,030 | 9,403 | 18,433 | 8,322 | 9,096 | 17,418 | 7,521 | 8,461 | 15,982 | 24,873 | 26,960 | 51,833 |
| 2 | Adamawa | 4,611 | 4,365 | 8,976 | 3,408 | 3,472 | 6,880 | 2,757 | 2,851 | 5,608 | 10,776 | 10,688 | 21,464 |
| 3 | Akwa-Ibom | 14,028 | 14,456 | 28,484 | 13,949 | 15,450 | 29,399 | 15,191 | 15,387 | 30,578 | 43,168 | 45,293 | 88,461 |
| 4 | Anambra | 12,604 | 12,182 | 24,786 | 11,529 | 12,008 | 23,537 | 10,484 | 11,242 | 21,726 | 34,617 | 35,432 | 70,049 |
| 5 | Bauchi | 4,462 | 4,456 | 8,918 | 4,140 | 4,256 | 8,396 | 3,382 | 3,972 | 7,354 | 11,984 | 12,684 | 24,668 |
| 6 | Bayelsa | 2,940 | 3,291 | 6,231 | 2,732 | 3,120 | 5,852 | 2,404 | 2,570 | 4,974 | 8,076 | 8,981 | 17,057 |
| 7 | Benue | 16,791 | 16,213 | 33,004 | 16,033 | 15,169 | 31,202 | 14,046 | 13,167 | 27,213 | 46,870 | 44,549 | 91,419 |
| 8 | Borno | 3,455 | 3,620 | 7,075 | 3,220 | 3,486 | 6,706 | 2,676 | 2,887 | 5,563 | 9,351 | 9,993 | 19,344 |
| 9 | Cross-River | 8,251 | 8,478 | 16,729 | 7,637 | 7,810 | 15,447 | 6,698 | 6,934 | 13,632 | 22,586 | 23,222 | 45,808 |
| 10 | Delta | 10,453 | 10,871 | 21,324 | 9,340 | 9,936 | 19,276 | 8,618 | 9,364 | 17,982 | 28,411 | 30,171 | 58,582 |
| 11 | Ebonyi | 8,560 | 8,574 | 17,134 | 7,731 | 7,798 | 15,529 | 6,925 | 7,440 | 14,365 | 23,216 | 23,812 | 47,028 |
| 12 | Edo | 12,072 | 11,908 | 23,980 | 11,421 | 11,425 | 22,846 | 10,644 | 10,804 | 21,448 | 34,137 | 34,137 | 68,274 |
| 13 | Ekiti | 2,451 | 2,409 | 4,860 | 2,144 | 2,149 | 4,293 | 1,906 | 1,944 | 3,850 | 6,501 | 6,502 | 13,003 |
| 14 | Enugu | 5,214 | 4,766 | 9,980 | 4,698 | 4,607 | 9,305 | 4,197 | 4,384 | 8,581 | 14,109 | 13,757 | 27,866 |
| 15 | FCT-Abuja | 2,818 | 3,051 | 5,869 | 2,467 | 2,687 | 5,154 | 2,160 | 2,219 | 4,379 | 7,445 | 7,957 | 15,402 |
| 16 | Gombe | 3,172 | 2,807 | 5,979 | 3,129 | 2,873 | 6,002 | 2,892 | 2,757 | 5,649 | 9,193 | 8,437 | 17,630 |
| 17 | Imo | 11,174 | 11,749 | 22,923 | 11,018 | 11,455 | 22,473 | 10,569 | 11,272 | 21,841 | 32,761 | 34,476 | 67,237 |
| 18 | Jigawa | 697 | 966 | 1,663 | 590 | 566 | 1,156 | 562 | 504 | 1,066 | 1,849 | 2,036 | 3,885 |
| 19 | Kaduna | 9,236 | 8,923 | 18,159 | 8,888 | 8,381 | 17,269 | 7,361 | 7,597 | 14,958 | 25,485 | 24,901 | 50,386 |
| 20 | Kano | 12,318 | 8,260 | 20,578 | 7,755 | 7,912 | 15,667 | 6,790 | 6,985 | 13,775 | 26,863 | 23,157 | 50,020 |
| 21 | Katsina | 12,835 | 11,497 | 24,332 | 8,227 | 7,787 | 16,014 | 6,800 | 6,107 | 12,907 | 27,862 | 25,391 | 53,253 |
| 22 | Kebbi | 2,259 | 2,135 | 4,394 | 1,893 | 1,819 | 3,712 | 1,623 | 1,341 | 2,964 | 5,775 | 5,295 | 11,070 |
| 23 | Kogi | 6,633 | 6,556 | 13,189 | 6,556 | 6,479 | 13,035 | 5,722 | 5,595 | 11,317 | 18,911 | 18,630 | 37,541 |
| 24 | Kwara | 4,624 | 4,487 | 9,111 | 4,161 | 4,033 | 8,194 | 4,524 | 3,620 | 8,144 | 13,309 | 12,140 | 25,449 |
| 25 | Lagos | 24,526 | 25,695 | 50,221 | 24,036 | 25,255 | 49,291 | 23,020 | 24,479 | 47,499 | 71,582 | 75,429 | 147,011 |
| 26 | Nasarawa | 8,960 | 9,021 | 17,981 | 8,432 | 8,078 | 16,510 | 7,258 | 7,163 | 14,421 | 24,650 | 24,262 | 48,912 |
| 27 | Niger | 6,332 | 6,002 | 12,334 | 5,566 | 5,365 | 10,931 | 4,353 | 4,257 | 8,610 | 16,251 | 15,624 | 31,875 |
| 28 | Ogun | 13,550 | 13,855 | 27,405 | 13,180 | 13,727 | 26,907 | 13,756 | 14,667 | 28,423 | 40,486 | 42,249 | 82,735 |
| 29 | Ondo | 5,935 | 6,106 | 12,041 | 5,463 | 5,664 | 11,127 | 4,935 | 5,227 | 10,162 | 16,333 | 16,997 | 33,330 |
| 30 | Osun | 7,579 | 7,690 | 15,269 | 6,909 | 7,059 | 13,968 | 6,493 | 6,950 | 13,443 | 20,981 | 21,699 | 42,680 |
| 31 | Oyo | 12,691 | 13,239 | 25,930 | 11,577 | 12,378 | 23,955 | 11,215 | 11,814 | 23,029 | 35,483 | 37,431 | 72,914 |
| 32 | Plateau | 15,369 | 14,998 | 30,367 | 14,811 | 14,459 | 29,270 | 12,844 | 12,528 | 25,372 | 43,024 | 41,985 | 85,009 |
| 33 | Rivers | 8,767 | 9,268 | 18,035 | 8,277 | 8,686 | 16,963 | 7,920 | 8,521 | 16,441 | 24,964 | 26,475 | 51,439 |
| 34 | Sokoto | 1,640 | 1,551 | 3,191 | 1,560 | 1,446 | 3,006 | 1,222 | 1,228 | 2,450 | 4,422 | 4,225 | 8,647 |
| 35 | Taraba | 9,267 | 8,269 | 17,536 | 8,168 | 7,499 | 15,667 | 6,543 | 6,378 | 12,921 | 23,978 | 22,146 | 46,124 |
| 36 | Yobe | 1,771 | 2,187 | 3,958 | 1,708 | 1,943 | 3,651 | 1,465 | 1,736 | 3,201 | 4,944 | 5,866 | 10,810 |
| 37 | Zamfara | 3,120 | 2,598 | 5,718 | 2,599 | 2,475 | 5,074 | 2,027 | 1,826 | 3,853 | 7,746 | 6,899 | 14,645 |
| | Total | 300,195 | 295,902 | 596,097 | 273,274 | 277,808 | 551,082 | 249,503 | 256,178 | 505,681 | 822,972 | 829,888 | 1,652,860 |

3.4.3 Total Enrolment in Public and Private Junior Secondary Schools by State, Class and Gender

Table 3.12 Enrolment in Public and Private Junior Secondary Schools by State, Class and Gender 2017/18

| S/N | State | JSS 1 | | | JSS 2 | | | JSS 3 | | | TOTAL | | |
|-----|--------------|------------------|------------------|------------------|------------------|------------------|------------------|------------------|------------------|------------------|------------------|------------------|------------------|
| | | Male | Female | Total | Male | Female | Total | Male | Female | Total | Male | Female | Total |
| 1 | Abia | 13,899 | 15,466 | 29,365 | 13,156 | 15,659 | 28,815 | 12,204 | 15,108 | 27,312 | 39,259 | 46,233 | 85,492 |
| 2 | Adamawa | 28,856 | 25,055 | 53,911 | 26,392 | 24,378 | 50,770 | 25,492 | 22,309 | 47,801 | 80,740 | 71,742 | 152,482 |
| 3 | Akwa-Ibom | 52,401 | 58,703 | 111,104 | 51,444 | 58,538 | 109,982 | 50,138 | 56,182 | 106,320 | 153,983 | 173,423 | 327,406 |
| 4 | Anambra | 29,106 | 28,489 | 57,595 | 26,569 | 27,863 | 54,432 | 24,822 | 26,655 | 51,477 | 80,497 | 83,007 | 163,504 |
| 5 | Bauchi | 39,622 | 31,193 | 70,815 | 37,463 | 28,718 | 66,181 | 34,074 | 25,836 | 59,910 | 111,159 | 85,747 | 196,906 |
| 6 | Bayelsa | 8,782 | 8,806 | 17,588 | 8,380 | 8,307 | 16,687 | 7,844 | 7,728 | 15,572 | 25,006 | 24,841 | 49,847 |
| 7 | Benue | 29,569 | 27,712 | 57,281 | 29,970 | 27,492 | 57,462 | 26,133 | 23,609 | 49,742 | 85,672 | 78,813 | 164,485 |
| 8 | Borno | 21,220 | 19,957 | 41,177 | 20,356 | 18,213 | 38,569 | 17,395 | 16,070 | 33,465 | 58,971 | 54,240 | 113,211 |
| 9 | Cross-River | 20,270 | 20,686 | 40,956 | 20,011 | 20,293 | 40,304 | 18,207 | 18,674 | 36,881 | 58,488 | 59,653 | 118,141 |
| 10 | Delta | 35,674 | 37,352 | 73,026 | 37,387 | 37,610 | 74,997 | 33,534 | 34,592 | 68,126 | 106,595 | 109,554 | 216,149 |
| 11 | Ebonyi | 22,011 | 24,017 | 46,028 | 21,623 | 23,560 | 45,183 | 21,297 | 22,615 | 43,912 | 64,931 | 70,192 | 135,123 |
| 12 | Edo | 29,629 | 30,472 | 60,101 | 29,012 | 30,271 | 59,283 | 27,989 | 29,419 | 57,408 | 86,630 | 90,162 | 176,792 |
| 13 | Ekiti | 11,550 | 11,285 | 22,835 | 10,148 | 10,758 | 20,906 | 11,545 | 10,260 | 21,805 | 33,243 | 32,303 | 65,546 |
| 14 | Enugu | 16,315 | 17,494 | 33,809 | 15,388 | 17,102 | 32,490 | 15,330 | 17,235 | 32,565 | 47,033 | 51,831 | 98,864 |
| 15 | FCT-Abuja | 24,789 | 25,933 | 50,722 | 24,552 | 26,579 | 51,131 | 22,483 | 24,319 | 46,802 | 71,824 | 76,831 | 148,655 |
| 16 | Gombe | 21,365 | 16,988 | 38,353 | 21,479 | 16,692 | 38,171 | 19,658 | 16,393 | 36,051 | 62,502 | 50,073 | 112,575 |
| 17 | Imo | 72,945 | 73,322 | 146,267 | 76,447 | 73,515 | 149,962 | 71,668 | 74,455 | 146,123 | 221,060 | 221,292 | 442,352 |
| 18 | Jigawa | 32,554 | 25,721 | 58,275 | 31,569 | 24,208 | 55,777 | 27,040 | 20,216 | 47,256 | 91,163 | 70,145 | 161,308 |
| 19 | Kaduna | 55,926 | 53,238 | 109,164 | 57,396 | 53,276 | 110,672 | 52,905 | 48,228 | 101,133 | 166,227 | 154,742 | 320,969 |
| 20 | Kano | 89,400 | 81,685 | 171,085 | 78,840 | 70,487 | 149,327 | 69,961 | 62,588 | 132,549 | 238,201 | 214,760 | 452,961 |
| 21 | Katsina | 71,480 | 58,079 | 129,559 | 63,680 | 51,820 | 115,500 | 55,755 | 43,235 | 98,990 | 190,915 | 153,134 | 344,049 |
| 22 | Kebbi | 32,101 | 18,015 | 50,116 | 30,145 | 16,947 | 47,092 | 29,429 | 16,870 | 46,299 | 91,675 | 51,832 | 143,507 |
| 23 | Kogi | 13,978 | 12,974 | 26,952 | 13,510 | 12,856 | 26,366 | 12,393 | 11,739 | 24,132 | 39,881 | 37,569 | 77,450 |
| 24 | Kwara | 21,959 | 21,349 | 43,308 | 22,276 | 21,107 | 43,383 | 24,937 | 21,941 | 46,878 | 69,172 | 64,397 | 133,569 |
| 25 | Lagos | 95,002 | 98,479 | 193,481 | 83,638 | 87,530 | 171,168 | 71,258 | 74,735 | 145,993 | 249,898 | 260,744 | 510,642 |
| 26 | Nasarawa | 20,451 | 17,986 | 38,437 | 20,317 | 18,214 | 38,531 | 20,466 | 18,565 | 39,031 | 61,234 | 54,765 | 115,999 |
| 27 | Niger | 40,316 | 30,060 | 70,376 | 38,581 | 28,239 | 66,820 | 36,984 | 28,026 | 65,010 | 115,881 | 86,325 | 202,206 |
| 28 | Ogun | 52,707 | 51,594 | 104,301 | 51,373 | 50,933 | 102,306 | 48,563 | 49,719 | 98,282 | 152,643 | 152,246 | 304,889 |
| 29 | Ondo | 26,558 | 26,538 | 53,096 | 28,089 | 25,946 | 54,035 | 25,389 | 25,753 | 51,142 | 80,036 | 78,237 | 158,273 |
| 30 | Osun | 26,861 | 27,024 | 53,885 | 25,963 | 25,856 | 51,819 | 23,607 | 24,171 | 47,778 | 76,431 | 77,051 | 153,482 |
| 31 | Oyo | 44,268 | 45,668 | 89,936 | 46,499 | 50,427 | 96,926 | 45,542 | 47,740 | 93,282 | 136,309 | 143,835 | 280,144 |
| 32 | Plateau | 24,399 | 24,461 | 48,860 | 24,529 | 23,227 | 47,756 | 21,861 | 20,669 | 42,530 | 70,789 | 68,357 | 139,146 |
| 33 | Rivers | 25,459 | 27,626 | 53,085 | 26,073 | 28,480 | 54,553 | 26,179 | 29,541 | 55,720 | 77,711 | 85,647 | 163,358 |
| 34 | Sokoto | 24,621 | 16,312 | 40,933 | 22,843 | 14,293 | 37,136 | 17,454 | 13,198 | 30,652 | 64,918 | 43,803 | 108,721 |
| 35 | Taraba | 19,511 | 15,823 | 35,334 | 18,354 | 15,173 | 33,527 | 15,786 | 13,094 | 28,880 | 53,651 | 44,090 | 97,741 |
| 36 | Yobe | 20,346 | 17,256 | 37,602 | 19,002 | 15,280 | 34,282 | 16,351 | 13,179 | 29,530 | 55,699 | 45,715 | 101,414 |
| 37 | Zamfara | 22,713 | 12,606 | 35,319 | 21,975 | 12,961 | 34,936 | 21,920 | 12,420 | 34,340 | 66,608 | 37,987 | 104,595 |
| | Total | 1,238,613 | 1,155,424 | 2,394,037 | 1,194,429 | 1,112,808 | 2,307,237 | 1,103,593 | 1,037,086 | 2,140,679 | 3,536,635 | 3,305,318 | 6,841,953 |

3.5 Enrolment by Age:

3.5.1 Enrolment in Public Junior Secondary School by State, Age and Gender

Table 3.13 JSS Enrolment in Public Junior Secondary Schools by State, Age and Gender: 2017/2018

| S/N | State | Below 12 Years | | | 12 Years | | | 13 Years | | | 14 Years | | | Above 14 Years | | | Total | | |
|-----|--------------|----------------|----------------|----------------|----------------|----------------|------------------|----------------|----------------|------------------|----------------|----------------|------------------|----------------|----------------|----------------|------------------|------------------|------------------|
| | | Male | Female | Total | Male | Female | Total | Male | Female | Total | Male | Female | Total | Male | Female | Total | Male | Female | Total |
| 1 | Abia | 1,674 | 2,462 | 4,136 | 3,491 | 4,545 | 8,036 | 3,969 | 5,416 | 9,385 | 3,221 | 4,323 | 7,544 | 2,031 | 2,527 | 4,558 | 14,386 | 19,273 | 33,659 |
| 2 | Adamawa | 6,725 | 6,667 | 13,392 | 11,529 | 10,340 | 21,869 | 17,728 | 15,844 | 33,572 | 17,810 | 14,818 | 32,628 | 16,172 | 13,385 | 29,557 | 69,964 | 61,054 | 131,018 |
| 3 | Akwa-Ibom | 24,324 | 28,302 | 52,626 | 28,057 | 31,553 | 59,610 | 28,180 | 33,037 | 61,217 | 19,484 | 23,024 | 42,508 | 10,770 | 12,214 | 22,984 | 110,815 | 128,130 | 238,945 |
| 4 | Anambra | 4,410 | 5,962 | 10,372 | 9,606 | 10,787 | 20,393 | 12,038 | 13,000 | 25,038 | 10,865 | 10,379 | 21,244 | 8,961 | 7,447 | 16,408 | 45,880 | 47,575 | 93,455 |
| 5 | Bauchi | 7,177 | 6,092 | 13,269 | 19,189 | 16,030 | 35,219 | 28,778 | 21,822 | 50,600 | 26,692 | 18,978 | 45,670 | 17,339 | 10,141 | 27,480 | 99,175 | 73,063 | 172,238 |
| 6 | Bayelsa | 2,385 | 2,459 | 4,844 | 4,171 | 4,015 | 8,186 | 4,464 | 4,197 | 8,661 | 3,490 | 3,242 | 6,732 | 2,420 | 1,947 | 4,367 | 16,930 | 15,860 | 32,790 |
| 7 | Benue | 3,083 | 2,899 | 5,982 | 7,123 | 6,381 | 13,504 | 10,801 | 9,437 | 20,238 | 9,577 | 8,344 | 17,921 | 8,218 | 7,203 | 15,421 | 38,802 | 34,264 | 73,066 |
| 8 | Borno | 3,373 | 2,616 | 5,989 | 9,274 | 8,987 | 18,261 | 13,542 | 12,313 | 25,855 | 14,495 | 11,986 | 26,481 | 8,936 | 8,345 | 17,281 | 49,620 | 44,247 | 93,867 |
| 9 | Cross-River | 6,644 | 6,601 | 13,245 | 8,572 | 9,134 | 17,706 | 9,391 | 9,259 | 18,650 | 7,015 | 7,035 | 14,050 | 4,280 | 4,402 | 8,682 | 35,902 | 36,431 | 72,333 |
| 10 | Delta | 9,369 | 10,851 | 20,220 | 17,698 | 19,035 | 36,733 | 22,280 | 21,457 | 43,737 | 17,343 | 16,042 | 33,385 | 11,494 | 11,998 | 23,492 | 78,184 | 79,383 | 157,567 |
| 11 | Ebonyi | 2,813 | 3,086 | 5,899 | 7,583 | 8,888 | 16,471 | 11,761 | 12,214 | 23,975 | 11,023 | 12,485 | 23,508 | 8,535 | 9,707 | 18,242 | 41,715 | 46,380 | 88,095 |
| 12 | Edo | 5,778 | 5,544 | 11,322 | 11,480 | 12,686 | 24,166 | 14,268 | 16,370 | 30,638 | 12,700 | 13,793 | 26,493 | 8,267 | 7,632 | 15,899 | 52,493 | 56,025 | 108,518 |
| 13 | Ekiti | 4,095 | 5,159 | 9,254 | 6,332 | 6,018 | 12,350 | 6,909 | 7,434 | 14,343 | 6,651 | 4,426 | 11,077 | 2,755 | 2,764 | 5,519 | 26,742 | 25,801 | 52,543 |
| 14 | Enugu | 2,953 | 5,214 | 8,167 | 7,731 | 7,445 | 15,176 | 10,171 | 11,336 | 21,507 | 8,267 | 9,425 | 17,692 | 3,802 | 4,654 | 8,456 | 32,924 | 38,074 | 70,998 |
| 15 | Fct-Abuja | 8,962 | 10,054 | 19,016 | 13,170 | 14,105 | 27,275 | 16,073 | 17,299 | 33,372 | 13,682 | 15,070 | 28,752 | 12,492 | 12,346 | 24,838 | 64,379 | 68,874 | 133,253 |
| 16 | Gombe | 3,236 | 2,733 | 5,969 | 9,346 | 6,845 | 16,191 | 15,265 | 11,512 | 26,777 | 14,328 | 10,809 | 25,137 | 11,134 | 9,737 | 20,871 | 53,309 | 41,636 | 94,945 |
| 17 | Imo | 18,411 | 20,151 | 38,562 | 46,422 | 44,992 | 91,414 | 56,208 | 55,162 | 111,370 | 42,544 | 42,706 | 85,250 | 24,714 | 23,805 | 48,519 | 188,299 | 186,816 | 375,115 |
| 18 | Jigawa | 5,528 | 4,380 | 9,908 | 16,116 | 13,611 | 29,727 | 26,200 | 19,748 | 45,948 | 25,915 | 19,010 | 44,925 | 15,555 | 11,360 | 26,915 | 89,314 | 68,109 | 157,423 |
| 19 | Kaduna | 10,699 | 9,681 | 20,380 | 23,020 | 21,652 | 44,672 | 36,383 | 32,569 | 68,952 | 39,041 | 34,911 | 73,952 | 31,599 | 31,028 | 62,627 | 140,742 | 129,841 | 270,583 |
| 20 | Kano | 15,349 | 18,700 | 34,049 | 36,687 | 38,938 | 75,625 | 57,810 | 50,618 | 108,428 | 61,938 | 48,105 | 110,043 | 39,554 | 35,242 | 74,796 | 211,338 | 191,603 | 402,941 |
| 21 | Katsina | 8,683 | 10,771 | 19,454 | 29,076 | 25,880 | 54,956 | 46,937 | 38,574 | 85,511 | 49,220 | 33,909 | 83,129 | 29,137 | 18,609 | 47,746 | 163,053 | 127,743 | 290,796 |
| 22 | Kebbi | 5,119 | 3,201 | 8,320 | 16,596 | 10,097 | 26,693 | 25,478 | 13,264 | 38,742 | 23,380 | 12,457 | 35,837 | 15,327 | 7,518 | 22,845 | 85,900 | 46,537 | 132,437 |
| 23 | Kogi | 2,867 | 2,616 | 5,483 | 4,402 | 4,089 | 8,491 | 5,584 | 5,040 | 10,624 | 4,585 | 4,210 | 8,795 | 3,532 | 2,984 | 6,516 | 20,970 | 18,939 | 39,909 |
| 24 | Kwara | 6,132 | 6,463 | 12,595 | 12,028 | 11,237 | 23,265 | 14,669 | 15,094 | 29,763 | 15,084 | 12,348 | 27,432 | 7,950 | 7,115 | 15,065 | 55,863 | 52,257 | 108,120 |
| 25 | Lagos | 30,214 | 32,999 | 63,213 | 36,453 | 39,631 | 76,084 | 44,359 | 45,057 | 89,416 | 34,793 | 36,145 | 70,938 | 32,497 | 31,483 | 63,980 | 178,316 | 185,315 | 363,631 |
| 26 | Nasarawa | 4,276 | 3,392 | 7,668 | 8,630 | 6,852 | 15,482 | 9,991 | 8,626 | 18,617 | 8,030 | 6,947 | 14,977 | 5,657 | 4,686 | 10,343 | 36,584 | 30,503 | 67,087 |
| 27 | Niger | 11,510 | 8,581 | 20,091 | 22,085 | 15,938 | 38,023 | 26,529 | 19,534 | 46,063 | 23,747 | 16,363 | 40,110 | 15,759 | 10,285 | 26,044 | 99,630 | 70,701 | 170,331 |
| 28 | Ogun | 14,255 | 15,355 | 29,610 | 23,172 | 23,647 | 46,819 | 29,636 | 29,084 | 58,720 | 25,164 | 23,376 | 48,540 | 19,930 | 18,535 | 38,465 | 112,157 | 109,997 | 222,154 |
| 29 | Ondo | 13,595 | 11,774 | 25,369 | 14,195 | 14,915 | 29,110 | 16,732 | 17,228 | 33,960 | 11,698 | 11,251 | 22,949 | 7,483 | 6,072 | 13,555 | 63,703 | 61,240 | 124,943 |
| 30 | Osun | 5,656 | 6,127 | 11,783 | 13,526 | 13,351 | 26,877 | 16,232 | 16,421 | 32,653 | 12,572 | 12,407 | 24,979 | 7,464 | 7,046 | 14,510 | 55,450 | 55,352 | 110,802 |
| 31 | Oyo | 11,904 | 14,016 | 25,920 | 20,696 | 22,700 | 43,396 | 27,955 | 28,838 | 56,793 | 23,503 | 25,304 | 48,807 | 16,768 | 15,546 | 32,314 | 100,826 | 106,404 | 207,230 |
| 32 | Plateau | 2,473 | 3,228 | 5,701 | 4,993 | 5,053 | 10,046 | 7,914 | 7,287 | 15,200 | 6,955 | 6,128 | 13,084 | 5,430 | 4,676 | 10,106 | 27,765 | 26,372 | 54,137 |
| 33 | Rivers | 6,316 | 7,531 | 13,847 | 11,652 | 12,842 | 24,494 | 14,421 | 15,896 | 30,317 | 11,965 | 12,851 | 24,816 | 8,393 | 10,052 | 18,445 | 52,747 | 59,172 | 111,919 |
| 34 | Sokoto | 6,901 | 4,852 | 11,753 | 10,098 | 7,616 | 17,714 | 16,596 | 10,178 | 26,774 | 16,496 | 10,017 | 26,513 | 10,405 | 6,915 | 17,320 | 60,496 | 39,578 | 100,074 |
| 35 | Taraba | 3,658 | 2,938 | 6,596 | 5,598 | 4,205 | 9,803 | 7,713 | 5,876 | 13,589 | 6,937 | 5,071 | 12,008 | 5,767 | 3,854 | 9,621 | 29,673 | 21,944 | 51,617 |
| 36 | Yobe | 3,133 | 2,540 | 5,673 | 9,270 | 7,567 | 16,837 | 14,863 | 11,842 | 26,705 | 12,279 | 9,831 | 22,110 | 11,210 | 8,069 | 19,279 | 50,755 | 39,849 | 90,604 |
| 37 | Zamfara | 5,938 | 3,154 | 9,092 | 12,182 | 6,926 | 19,108 | 15,561 | 7,948 | 23,509 | 15,199 | 6,617 | 21,816 | 9,982 | 6,443 | 16,425 | 58,862 | 31,088 | 89,950 |
| | Total | 289,618 | 299,151 | 588,769 | 551,249 | 528,533 | 1,079,782 | 743,389 | 675,831 | 1,419,219 | 667,688 | 574,143 | 1,241,832 | 461,719 | 397,772 | 859,491 | 2,713,663 | 2,475,430 | 5,189,093 |

3.5.2 Enrolment in Private Junior Secondary School by State, Age and Gender

Table 3.14 Enrolment in Private Junior Secondary Schools by State, Age and Gender 2017/18

| S/N | State | Below 12 Years | | | 12 Years | | | 13 Years | | | 14 Years | | | Above 14 Years | | | Total | | |
|--------------|-------------|----------------|----------------|----------------|----------------|----------------|----------------|----------------|----------------|----------------|----------------|----------------|----------------|----------------|---------------|----------------|----------------|----------------|------------------|
| | | Male | Female | Total | Male | Female | Total | Male | Female | Total | Male | Female | Total | Male | Female | Total | Male | Female | Total |
| 1 | Abia | 4,727 | 5,204 | 9,931 | 6,537 | 6,860 | 13,397 | 6,745 | 7,341 | 14,086 | 4,496 | 4,925 | 9,421 | 2,368 | 2,630 | 4,998 | 24,873 | 26,960 | 51,833 |
| 2 | Adamawa | 1,194 | 1,438 | 2,632 | 2,421 | 2,205 | 4,626 | 3,031 | 2,876 | 5,907 | 2,389 | 2,381 | 4,770 | 1,741 | 1,788 | 3,529 | 10,776 | 10,688 | 21,464 |
| 3 | Akwa-Ibom | 9,418 | 9,841 | 19,259 | 10,087 | 11,577 | 21,664 | 12,224 | 12,374 | 24,598 | 7,637 | 7,753 | 15,390 | 3,802 | 3,748 | 7,550 | 43,168 | 45,293 | 88,461 |
| 4 | Anambra | 4,926 | 5,019 | 9,945 | 7,448 | 7,763 | 15,211 | 9,823 | 9,871 | 19,694 | 7,519 | 7,906 | 15,425 | 4,901 | 4,873 | 9,774 | 34,617 | 35,432 | 70,049 |
| 5 | Bauchi | 1,446 | 1,510 | 2,956 | 2,358 | 2,235 | 4,593 | 3,206 | 3,155 | 6,361 | 2,774 | 2,751 | 5,525 | 2,200 | 3,033 | 5,233 | 11,984 | 12,684 | 24,668 |
| 6 | Bayelsa | 1,861 | 2,196 | 4,057 | 2,032 | 2,327 | 4,359 | 2,200 | 2,463 | 4,663 | 1,343 | 1,357 | 2,700 | 640 | 638 | 1,278 | 8,076 | 8,981 | 17,057 |
| 7 | Benue | 6,386 | 6,098 | 12,484 | 9,175 | 9,225 | 18,400 | 11,911 | 11,163 | 23,074 | 10,536 | 9,993 | 20,529 | 8,862 | 8,070 | 16,932 | 46,870 | 44,549 | 91,419 |
| 8 | Borno | 769 | 806 | 1,575 | 2,055 | 2,289 | 4,344 | 2,871 | 2,994 | 5,865 | 2,182 | 2,417 | 4,599 | 1,474 | 1,487 | 2,961 | 9,351 | 9,993 | 19,344 |
| 9 | Cross-River | 6,398 | 6,675 | 13,073 | 5,417 | 5,648 | 11,065 | 5,385 | 5,493 | 10,878 | 3,318 | 3,338 | 6,656 | 2,068 | 2,068 | 4,136 | 22,586 | 23,222 | 45,808 |
| 10 | Delta | 6,410 | 6,807 | 13,217 | 7,893 | 8,816 | 16,709 | 7,623 | 8,192 | 15,815 | 4,362 | 4,407 | 8,769 | 2,123 | 1,949 | 4,072 | 28,411 | 30,171 | 58,582 |
| 11 | Ebonyi | 2,633 | 2,643 | 5,276 | 4,975 | 5,163 | 10,138 | 6,674 | 6,841 | 13,515 | 5,653 | 5,811 | 11,464 | 3,281 | 3,354 | 6,635 | 23,216 | 23,812 | 47,028 |
| 12 | Edo | 6,657 | 7,025 | 13,682 | 9,197 | 9,082 | 18,279 | 9,514 | 9,601 | 19,115 | 6,301 | 6,175 | 12,476 | 2,468 | 2,254 | 4,722 | 34,137 | 34,137 | 68,274 |
| 13 | Ekiti | 2,030 | 2,231 | 4,261 | 1,825 | 1,747 | 3,572 | 1,626 | 1,611 | 3,237 | 658 | 628 | 1,286 | 362 | 285 | 647 | 6,501 | 6,502 | 13,003 |
| 14 | Enugu | 1,958 | 1,821 | 3,779 | 3,483 | 3,531 | 7,014 | 3,964 | 3,866 | 7,830 | 3,206 | 2,984 | 6,190 | 1,498 | 1,555 | 3,053 | 14,109 | 13,757 | 27,866 |
| 15 | FCT-Abuja | 2,604 | 3,062 | 5,666 | 2,222 | 2,281 | 4,503 | 1,645 | 1,707 | 3,352 | 652 | 592 | 1,244 | 322 | 315 | 637 | 7,445 | 7,957 | 15,402 |
| 16 | Gombe | 976 | 999 | 1,975 | 1,663 | 1,542 | 3,205 | 2,725 | 2,469 | 5,194 | 2,473 | 2,174 | 4,647 | 1,356 | 1,253 | 2,609 | 9,193 | 8,437 | 17,630 |
| 17 | Imo | 3,953 | 4,525 | 8,478 | 8,461 | 8,622 | 17,083 | 10,033 | 10,246 | 20,279 | 7,511 | 7,846 | 15,357 | 2,803 | 3,237 | 6,040 | 32,761 | 34,476 | 67,237 |
| 18 | Jigawa | 197 | 147 | 344 | 226 | 615 | 841 | 488 | 444 | 932 | 413 | 365 | 778 | 525 | 465 | 990 | 1,849 | 2,036 | 3,885 |
| 19 | Kaduna | 3,884 | 4,073 | 7,957 | 5,994 | 6,100 | 12,094 | 7,030 | 6,835 | 13,865 | 5,117 | 4,662 | 9,779 | 3,460 | 3,231 | 6,691 | 25,485 | 24,901 | 50,386 |
| 20 | Kano | 2,839 | 3,087 | 5,926 | 6,124 | 5,738 | 11,862 | 9,763 | 6,580 | 16,343 | 4,966 | 4,903 | 9,869 | 3,171 | 2,849 | 6,020 | 26,863 | 23,157 | 50,020 |
| 21 | Katsina | 1,892 | 2,411 | 4,303 | 5,675 | 5,377 | 11,052 | 8,650 | 8,140 | 16,790 | 6,840 | 5,969 | 12,809 | 4,805 | 3,494 | 8,299 | 27,862 | 25,391 | 53,253 |
| 22 | Kebbi | 459 | 479 | 938 | 1,629 | 1,539 | 3,168 | 1,760 | 1,597 | 3,357 | 1,183 | 961 | 2,144 | 744 | 719 | 1,463 | 5,775 | 5,295 | 11,070 |
| 23 | Kogi | 3,327 | 3,520 | 6,847 | 4,749 | 4,629 | 9,378 | 5,179 | 5,171 | 10,350 | 3,842 | 3,596 | 7,438 | 1,814 | 1,714 | 3,528 | 18,911 | 18,630 | 37,541 |
| 24 | Kwara | 3,364 | 3,559 | 6,923 | 4,015 | 3,256 | 7,271 | 3,178 | 3,089 | 6,267 | 1,731 | 1,443 | 3,174 | 1,021 | 793 | 1,814 | 13,309 | 12,140 | 25,449 |
| 25 | Lagos | 21,202 | 23,677 | 44,879 | 20,159 | 21,391 | 41,550 | 18,148 | 18,591 | 36,739 | 8,258 | 8,080 | 16,338 | 3,815 | 3,690 | 7,505 | 71,582 | 75,429 | 147,011 |
| 26 | Nasarawa | 5,359 | 5,343 | 10,702 | 6,450 | 6,305 | 12,755 | 6,718 | 6,643 | 13,361 | 3,642 | 3,646 | 7,288 | 2,481 | 2,325 | 4,806 | 24,650 | 24,262 | 48,912 |
| 27 | Niger | 2,791 | 2,928 | 5,719 | 4,310 | 4,150 | 8,460 | 4,269 | 4,269 | 8,538 | 2,936 | 2,755 | 5,691 | 1,945 | 1,522 | 3,467 | 16,251 | 15,624 | 31,875 |
| 28 | Ogun | 11,520 | 12,380 | 23,900 | 11,336 | 11,790 | 23,126 | 10,741 | 11,259 | 22,000 | 4,784 | 4,879 | 9,663 | 2,105 | 1,941 | 4,046 | 40,486 | 42,249 | 82,735 |
| 29 | Ondo | 3,654 | 3,841 | 7,495 | 4,042 | 4,370 | 8,412 | 4,108 | 4,345 | 8,453 | 2,738 | 2,749 | 5,487 | 1,791 | 1,692 | 3,483 | 16,333 | 16,997 | 33,330 |
| 30 | Osun | 4,532 | 4,914 | 9,446 | 5,245 | 5,774 | 11,019 | 5,228 | 5,581 | 10,809 | 3,567 | 3,524 | 7,091 | 2,409 | 1,906 | 4,315 | 20,981 | 21,699 | 42,680 |
| 31 | Oyo | 9,053 | 10,103 | 19,156 | 9,235 | 9,877 | 19,112 | 9,601 | 9,777 | 19,378 | 5,180 | 5,311 | 10,491 | 2,414 | 2,363 | 4,777 | 35,483 | 37,431 | 72,914 |
| 32 | Plateau | 5,524 | 5,708 | 11,232 | 8,677 | 9,067 | 17,744 | 11,539 | 11,032 | 22,571 | 9,690 | 8,951 | 18,641 | 7,594 | 7,227 | 14,821 | 43,024 | 41,985 | 85,009 |
| 33 | Rivers | 7,211 | 7,912 | 15,123 | 6,540 | 7,157 | 13,697 | 6,546 | 6,847 | 13,393 | 3,201 | 3,160 | 6,361 | 1,466 | 1,399 | 2,865 | 24,964 | 26,475 | 51,439 |
| 34 | Sokoto | 559 | 702 | 1,261 | 1,005 | 1,090 | 2,095 | 1,321 | 1,298 | 2,619 | 1,024 | 788 | 1,812 | 513 | 347 | 860 | 4,422 | 4,225 | 8,647 |
| 35 | Taraba | 2,811 | 2,605 | 5,416 | 5,000 | 4,739 | 9,739 | 6,532 | 5,710 | 12,242 | 5,422 | 5,383 | 10,805 | 4,213 | 3,709 | 7,922 | 23,978 | 22,146 | 46,124 |
| 36 | Yobe | 398 | 483 | 881 | 952 | 1,055 | 2,007 | 1,543 | 1,853 | 3,396 | 1,283 | 1,537 | 2,820 | 768 | 938 | 1,706 | 4,944 | 5,866 | 10,810 |
| 37 | Zamfara | 957 | 982 | 1,939 | 1,699 | 1,502 | 3,201 | 2,045 | 1,878 | 3,923 | 1,543 | 1,342 | 2,885 | 1,502 | 1,195 | 2,697 | 7,746 | 6,899 | 14,645 |
| Total | | 155,879 | 166,754 | 322,633 | 200,311 | 206,434 | 406,745 | 225,587 | 223,202 | 448,789 | 150,370 | 147,442 | 297,812 | 90,825 | 86,056 | 176,881 | 822,972 | 829,888 | 1,652,860 |

3.5.3 Total Enrolment in Public and Private Junior Secondary School by State, Age and Gender

Table 3.15 Enrolment in Public and Private Junior Secondary Schools by State, Age and Gender 2017/18

| S/N | State | Below 12 Years | | | 12 Years | | | 13 Years | | | 14 Years | | | Above 14 Years | | | Total | | |
|--------------|-------------|----------------|----------------|----------------|----------------|----------------|------------------|----------------|----------------|------------------|----------------|----------------|------------------|----------------|----------------|------------------|------------------|------------------|------------------|
| | | Male | Female | Total | Male | Female | Total | Male | Female | Total | Male | Female | Total | Male | Female | Total | Male | Female | Total |
| 1 | Abia | 6,401 | 7,666 | 14,067 | 10,028 | 11,405 | 21,433 | 10,714 | 12,757 | 23,471 | 7,717 | 9,248 | 16,965 | 4,399 | 5,157 | 9,556 | 39,259 | 46,233 | 85,492 |
| 2 | Adamawa | 7,919 | 8,105 | 16,024 | 13,950 | 12,545 | 26,495 | 20,759 | 18,720 | 39,479 | 20,199 | 17,199 | 37,398 | 17,913 | 15,173 | 33,086 | 80,740 | 71,742 | 152,482 |
| 3 | Akwai-Ibom | 33,742 | 38,143 | 71,885 | 38,144 | 43,130 | 81,274 | 40,404 | 45,411 | 85,815 | 27,121 | 30,777 | 57,898 | 14,572 | 15,962 | 30,534 | 153,983 | 173,423 | 327,406 |
| 4 | Anambra | 9,336 | 10,981 | 20,317 | 17,054 | 18,550 | 35,604 | 21,861 | 22,871 | 44,732 | 18,384 | 18,285 | 36,669 | 13,862 | 12,320 | 26,182 | 80,497 | 83,007 | 163,504 |
| 5 | Bauchi | 8,623 | 7,602 | 16,225 | 21,547 | 18,265 | 39,812 | 31,984 | 24,977 | 56,961 | 29,466 | 21,729 | 51,195 | 19,539 | 13,174 | 32,713 | 111,159 | 85,747 | 196,906 |
| 6 | Bayelsa | 4,246 | 4,655 | 8,901 | 6,203 | 6,342 | 12,545 | 6,664 | 6,660 | 13,324 | 4,833 | 4,599 | 9,432 | 3,060 | 2,585 | 5,645 | 25,006 | 24,841 | 49,847 |
| 7 | Benue | 9,469 | 8,997 | 18,466 | 16,298 | 15,606 | 31,904 | 22,712 | 20,600 | 43,312 | 20,113 | 18,337 | 38,450 | 17,080 | 15,273 | 32,353 | 85,672 | 78,813 | 164,485 |
| 8 | Borno | 4,142 | 3,422 | 7,564 | 11,329 | 11,276 | 22,605 | 16,413 | 15,307 | 31,720 | 16,677 | 14,403 | 31,080 | 10,410 | 9,832 | 20,242 | 58,971 | 54,240 | 113,211 |
| 9 | Cross-River | 13,042 | 13,276 | 26,318 | 13,989 | 14,782 | 28,771 | 14,776 | 14,752 | 29,528 | 10,333 | 10,373 | 20,706 | 6,348 | 6,470 | 12,818 | 58,488 | 59,653 | 118,141 |
| 10 | Delta | 15,779 | 17,658 | 33,437 | 25,591 | 27,851 | 53,442 | 29,903 | 29,649 | 59,552 | 21,705 | 20,449 | 42,154 | 13,617 | 13,947 | 27,564 | 106,595 | 109,554 | 216,149 |
| 11 | Ebonyi | 5,446 | 5,729 | 11,175 | 12,558 | 14,051 | 26,609 | 18,435 | 19,055 | 37,490 | 16,676 | 18,296 | 34,972 | 11,816 | 13,061 | 24,877 | 64,931 | 70,192 | 135,123 |
| 12 | Edo | 12,435 | 12,569 | 25,004 | 20,677 | 21,768 | 42,445 | 23,782 | 25,971 | 49,753 | 19,001 | 19,968 | 38,969 | 10,735 | 9,886 | 20,621 | 86,630 | 90,162 | 176,792 |
| 13 | Ekiti | 6,125 | 7,390 | 13,515 | 8,157 | 7,765 | 15,922 | 8,535 | 9,045 | 17,580 | 7,309 | 5,054 | 12,363 | 3,117 | 3,049 | 6,166 | 33,243 | 32,303 | 65,546 |
| 14 | Enugu | 4,911 | 7,035 | 11,946 | 11,214 | 10,976 | 22,190 | 14,135 | 15,202 | 29,337 | 11,473 | 12,409 | 23,882 | 5,300 | 6,209 | 11,509 | 47,033 | 51,831 | 98,864 |
| 15 | FCT-Abuja | 11,566 | 13,116 | 24,682 | 15,392 | 16,386 | 31,778 | 17,718 | 19,006 | 36,724 | 14,334 | 15,662 | 29,996 | 12,814 | 12,661 | 25,475 | 71,824 | 76,831 | 148,655 |
| 16 | Gombe | 4,212 | 3,732 | 7,944 | 11,009 | 8,387 | 19,396 | 17,990 | 13,981 | 31,971 | 16,801 | 12,983 | 29,784 | 12,490 | 10,990 | 23,480 | 62,502 | 50,073 | 112,575 |
| 17 | Imo | 22,364 | 24,676 | 47,040 | 54,883 | 53,614 | 108,497 | 66,241 | 65,408 | 131,649 | 50,055 | 50,552 | 100,607 | 27,517 | 27,042 | 54,559 | 221,060 | 221,292 | 442,352 |
| 18 | Jigawa | 5,725 | 4,527 | 10,252 | 16,342 | 14,226 | 30,568 | 26,688 | 20,192 | 46,880 | 26,328 | 19,375 | 45,703 | 16,080 | 11,825 | 27,905 | 91,163 | 70,145 | 161,308 |
| 19 | Kaduna | 14,583 | 13,754 | 28,337 | 29,014 | 27,752 | 56,766 | 43,413 | 39,404 | 82,817 | 44,158 | 39,573 | 83,731 | 35,059 | 34,259 | 69,318 | 166,227 | 154,742 | 320,969 |
| 20 | Kano | 18,188 | 21,787 | 39,975 | 42,811 | 44,676 | 87,487 | 67,573 | 57,198 | 124,771 | 66,904 | 53,008 | 119,912 | 42,725 | 38,091 | 80,816 | 238,201 | 214,760 | 452,961 |
| 21 | Katsina | 10,575 | 13,182 | 23,757 | 34,751 | 31,257 | 66,008 | 55,587 | 46,714 | 102,301 | 56,060 | 39,878 | 95,938 | 33,942 | 22,103 | 56,045 | 190,915 | 153,134 | 344,049 |
| 22 | Kebbi | 5,578 | 3,680 | 9,258 | 18,225 | 11,636 | 29,861 | 27,238 | 14,861 | 42,099 | 24,563 | 13,418 | 37,981 | 16,071 | 8,237 | 24,308 | 91,675 | 51,832 | 143,507 |
| 23 | Kogi | 6,194 | 6,136 | 12,330 | 9,151 | 8,718 | 17,869 | 10,763 | 10,211 | 20,974 | 8,427 | 7,806 | 16,233 | 5,346 | 4,698 | 10,044 | 39,881 | 37,569 | 77,450 |
| 24 | Kwara | 9,496 | 10,022 | 19,518 | 16,043 | 14,493 | 30,536 | 17,847 | 18,183 | 36,030 | 16,815 | 13,791 | 30,606 | 8,971 | 7,908 | 16,879 | 69,172 | 64,397 | 133,569 |
| 25 | Lagos | 51,416 | 56,676 | 108,092 | 56,612 | 61,022 | 117,634 | 62,507 | 63,648 | 126,155 | 43,051 | 44,225 | 87,276 | 36,312 | 35,173 | 71,485 | 249,898 | 260,744 | 510,642 |
| 26 | Nasarawa | 9,635 | 8,735 | 18,370 | 15,080 | 13,157 | 28,237 | 16,709 | 15,269 | 31,978 | 11,672 | 10,593 | 22,265 | 8,138 | 7,011 | 15,149 | 61,234 | 54,765 | 115,999 |
| 27 | Niger | 14,301 | 11,509 | 25,810 | 26,395 | 20,088 | 46,483 | 30,798 | 23,803 | 54,601 | 26,683 | 19,118 | 45,801 | 17,704 | 11,807 | 29,511 | 115,881 | 86,325 | 202,206 |
| 28 | Ogun | 25,775 | 27,735 | 53,510 | 34,508 | 35,437 | 69,945 | 40,377 | 40,343 | 80,720 | 29,948 | 28,255 | 58,203 | 22,035 | 20,476 | 42,511 | 152,643 | 152,246 | 304,889 |
| 29 | Ondo | 17,249 | 15,615 | 32,864 | 18,237 | 19,285 | 37,522 | 20,840 | 21,573 | 42,413 | 14,436 | 14,000 | 28,436 | 9,274 | 7,764 | 17,038 | 80,036 | 78,237 | 158,273 |
| 30 | Osun | 10,188 | 11,041 | 21,229 | 18,771 | 19,125 | 37,896 | 21,460 | 22,002 | 43,462 | 16,139 | 15,931 | 32,070 | 9,873 | 8,952 | 18,825 | 76,431 | 77,051 | 153,482 |
| 31 | Oyo | 20,957 | 24,119 | 45,076 | 29,931 | 32,577 | 62,508 | 37,556 | 38,615 | 76,171 | 28,683 | 30,615 | 59,298 | 19,182 | 17,909 | 37,091 | 136,309 | 143,835 | 280,144 |
| 32 | Plateau | 7,997 | 8,936 | 16,933 | 13,670 | 14,120 | 27,790 | 19,453 | 18,319 | 37,771 | 16,645 | 15,079 | 31,725 | 13,024 | 11,903 | 24,927 | 70,789 | 68,357 | 139,146 |
| 33 | Rivers | 13,527 | 15,443 | 28,970 | 18,192 | 19,999 | 38,191 | 20,967 | 22,743 | 43,710 | 15,166 | 16,011 | 31,177 | 9,859 | 11,451 | 21,310 | 77,711 | 85,647 | 163,358 |
| 34 | Sokoto | 7,460 | 5,554 | 13,014 | 11,103 | 8,706 | 19,809 | 17,917 | 11,476 | 29,393 | 17,520 | 10,805 | 28,325 | 10,918 | 7,262 | 18,180 | 64,918 | 43,803 | 108,721 |
| 35 | Taraba | 6,469 | 5,543 | 12,012 | 10,598 | 8,944 | 19,542 | 14,245 | 11,586 | 25,831 | 12,359 | 10,454 | 22,813 | 9,980 | 7,563 | 17,543 | 53,651 | 44,090 | 97,741 |
| 36 | Yobe | 3,531 | 3,023 | 6,554 | 10,222 | 8,622 | 18,844 | 16,406 | 13,695 | 30,101 | 13,562 | 11,368 | 24,930 | 11,978 | 9,007 | 20,985 | 55,699 | 45,715 | 101,414 |
| 37 | Zamfara | 6,895 | 4,136 | 11,031 | 13,881 | 8,428 | 22,309 | 17,606 | 9,826 | 27,432 | 16,742 | 7,959 | 24,701 | 11,484 | 7,638 | 19,122 | 66,608 | 37,987 | 104,595 |
| Total | | 445,497 | 465,905 | 911,402 | 751,560 | 734,967 | 1,486,527 | 968,976 | 899,033 | 1,868,008 | 818,058 | 721,585 | 1,539,644 | 552,544 | 483,828 | 1,036,372 | 3,536,635 | 3,305,318 | 6,841,953 |

3.6 Statistics of Special Needs Children in Junior Secondary Schools

3.6.1 Special Needs Children by impairment in Public Junior Secondary Schools by State, Type and Gender

Table 3.16 Special Needs Children in Public Junior Secondary Schools by State, Impairment Type and Gender 2017/18

| S/N | State | No of Sch. | Visual Impairment | | | Hearing Impairment | | | Physical Challenged | | | Mentally Challenged | | | Gifted/Talented | | | Others | | | Grand Total |
|--------------|-------------|--------------|-------------------|--------------|-------------|--------------------|--------------|--------------|---------------------|--------------|--------------|---------------------|--------------|--------------|-----------------|---------------|---------------|--------------|--------------|--------------|---------------|
| | | | M | F | T | M | F | T | M | F | T | M | F | T | M | F | T | M | F | T | |
| 1 | Abia | 63 | 17 | 120 | 137 | 21 | 151 | 172 | 45 | 44 | 89 | 32 | 27 | 59 | 199 | 721 | 920 | 25 | 16 | 41 | 1,418 |
| 2 | Adamawa | 113 | 133 | 103 | 236 | 426 | 169 | 595 | 95 | 70 | 165 | 38 | 36 | 74 | 425 | 365 | 790 | 62 | 87 | 149 | 2,009 |
| 3 | Akwa-Ibom | 63 | 39 | 36 | 75 | 53 | 74 | 127 | 132 | 216 | 348 | 97 | 77 | 174 | 793 | 839 | 1,632 | 208 | 188 | 396 | 2,752 |
| 4 | Anambra | 73 | 43 | 185 | 228 | 87 | 111 | 198 | 28 | 42 | 70 | 18 | 50 | 68 | 217 | 171 | 388 | 30 | 38 | 68 | 1,020 |
| 5 | Bauchi | 318 | 172 | 122 | 294 | 293 | 193 | 486 | 290 | 206 | 496 | 119 | 90 | 209 | 803 | 598 | 1,401 | 130 | 78 | 208 | 3,094 |
| 6 | Bayelsa | 15 | 5 | 3 | 8 | 63 | 47 | 110 | 16 | 4 | 20 | 15 | 13 | 28 | 7 | 7 | 14 | 1 | 1 | 2 | 182 |
| 7 | Benue | 99 | 12 | 10 | 22 | 10 | 17 | 27 | 39 | 19 | 58 | 18 | 18 | 36 | 448 | 294 | 742 | 36 | 17 | 53 | 938 |
| 8 | Borno | 80 | 63 | 32 | 95 | 70 | 34 | 104 | 89 | 54 | 143 | 23 | 28 | 51 | 108 | 85 | 193 | 122 | 58 | 180 | 766 |
| 9 | Cross-River | 84 | 98 | 57 | 155 | 33 | 19 | 52 | 40 | 33 | 73 | 151 | 161 | 312 | 947 | 960 | 1,907 | 491 | 392 | 883 | 3,382 |
| 10 | Delta | 78 | 84 | 80 | 164 | 31 | 47 | 78 | 62 | 34 | 96 | 18 | 10 | 28 | 92 | 86 | 178 | 8 | 6 | 14 | 558 |
| 11 | Ebonyi | 101 | 24 | 23 | 47 | 59 | 23 | 82 | 52 | 38 | 90 | 9 | 6 | 15 | 581 | 351 | 932 | 94 | 96 | 190 | 1,356 |
| 12 | Edo | 50 | 16 | 12 | 28 | 47 | 44 | 91 | 34 | 17 | 51 | 12 | 3 | 15 | 122 | 196 | 318 | 14 | 14 | 28 | 531 |
| 13 | Ekiti | 38 | 64 | 115 | 179 | 66 | 68 | 134 | 92 | 16 | 108 | 181 | 181 | 362 | 138 | 189 | 327 | 5 | 4 | 9 | 1,119 |
| 14 | Enugu | 71 | 20 | 63 | 83 | 49 | 75 | 124 | 32 | 30 | 62 | 18 | 17 | 35 | 376 | 403 | 779 | 13 | 10 | 23 | 1,106 |
| 15 | Fct-Abuja | 61 | 63 | 68 | 131 | 88 | 74 | 162 | 44 | 24 | 68 | 17 | 8 | 25 | 1,372 | 1,596 | 2,968 | 1,003 | 1,159 | 2,162 | 5,516 |
| 16 | Gombe | 103 | 37 | 22 | 59 | 107 | 74 | 181 | 82 | 45 | 127 | 43 | 21 | 64 | 203 | 125 | 328 | 49 | 22 | 71 | 830 |
| 17 | Imo | 79 | 29 | 23 | 52 | 284 | 231 | 515 | 50 | 87 | 137 | 8 | 14 | 22 | 728 | 1,399 | 2,127 | 13 | 25 | 38 | 2,891 |
| 18 | Jigawa | 301 | 261 | 159 | 420 | 280 | 164 | 444 | 319 | 213 | 532 | 118 | 110 | 228 | 950 | 764 | 1,714 | 53 | 70 | 123 | 3,461 |
| 19 | Kaduna | 168 | 122 | 98 | 220 | 278 | 181 | 459 | 283 | 174 | 457 | 133 | 115 | 248 | 609 | 305 | 914 | 41 | 27 | 68 | 2,366 |
| 20 | Kano | 544 | 272 | 249 | 521 | 223 | 191 | 414 | 562 | 380 | 942 | 172 | 179 | 351 | 1,249 | 1,070 | 2,319 | 239 | 140 | 379 | 4,926 |
| 21 | Katsina | 167 | 198 | 124 | 322 | 201 | 106 | 307 | 373 | 221 | 594 | 57 | 57 | 114 | 478 | 427 | 905 | 4 | 22 | 26 | 2,268 |
| 22 | Kebbi | 111 | 36 | 28 | 64 | 94 | 14 | 108 | 125 | 54 | 179 | 26 | 9 | 35 | 768 | 204 | 972 | 62 | 37 | 99 | 1,457 |
| 23 | Kogi | 57 | 19 | 11 | 30 | 29 | 14 | 43 | 26 | 26 | 52 | 29 | 40 | 69 | 333 | 252 | 585 | 31 | 27 | 58 | 837 |
| 24 | Kwara | 119 | 55 | 39 | 94 | 64 | 61 | 125 | 46 | 39 | 85 | 17 | 24 | 41 | 650 | 620 | 1,270 | 17 | 18 | 35 | 1,650 |
| 25 | Lagos | 107 | 58 | 125 | 183 | 282 | 146 | 428 | 103 | 60 | 163 | 34 | 21 | 55 | 393 | 1,599 | 1,992 | 54 | 12 | 66 | 2,887 |
| 26 | Nasarawa | 65 | 16 | 15 | 31 | 21 | 24 | 45 | 63 | 39 | 102 | 12 | 17 | 29 | 177 | 154 | 331 | 9 | 9 | 18 | 556 |
| 27 | Niger | 96 | 51 | 31 | 82 | 113 | 57 | 170 | 111 | 59 | 170 | 15 | 5 | 20 | 512 | 349 | 861 | 95 | 76 | 171 | 1,474 |
| 28 | Ogun | 74 | 43 | 37 | 80 | 91 | 83 | 174 | 86 | 43 | 129 | 25 | 17 | 42 | 302 | 384 | 686 | 39 | 42 | 81 | 1,192 |
| 29 | Ondo | 48 | 17 | 17 | 34 | 104 | 76 | 180 | 37 | 19 | 56 | 12 | 18 | 30 | 239 | 249 | 488 | 7 | 10 | 17 | 805 |
| 30 | Osun | 53 | 19 | 16 | 35 | 16 | 89 | 105 | 79 | 133 | 212 | 11 | 10 | 21 | 146 | 152 | 298 | 1 | 0 | 1 | 672 |
| 31 | Oyo | 99 | 35 | 25 | 60 | 152 | 104 | 256 | 86 | 37 | 123 | 26 | 17 | 43 | 525 | 501 | 1,026 | 144 | 113 | 257 | 1,765 |
| 32 | Plateau | 89 | 11 | 7 | 18 | 66 | 61 | 127 | 29 | 26 | 55 | 9 | 3 | 12 | 10,979 | 137 | 11,116 | 61 | 52 | 113 | 11,441 |
| 33 | Rivers | 52 | 65 | 52 | 117 | 43 | 28 | 71 | 22 | 36 | 58 | 73 | 79 | 152 | 556 | 611 | 1,167 | 107 | 128 | 235 | 1,800 |
| 34 | Sokoto | 111 | 76 | 19 | 95 | 132 | 36 | 168 | 125 | 86 | 211 | 44 | 21 | 65 | 418 | 235 | 653 | 127 | 119 | 246 | 1,438 |
| 35 | Taraba | 73 | 23 | 23 | 46 | 102 | 159 | 261 | 110 | 189 | 299 | 21 | 15 | 36 | 193 | 108 | 301 | 2 | 0 | 2 | 945 |
| 36 | Yobe | 63 | 58 | 35 | 93 | 37 | 19 | 56 | 73 | 55 | 128 | 43 | 16 | 59 | 153 | 196 | 349 | 147 | 144 | 291 | 976 |
| 37 | Zamfara | 84 | 173 | 74 | 247 | 175 | 137 | 312 | 167 | 130 | 297 | 56 | 31 | 87 | 161 | 111 | 272 | 5 | 5 | 10 | 1,225 |
| Total | | 3,970 | 2,527 | 2,258 | 4785 | 4,290 | 3,201 | 7,491 | 4,047 | 2,998 | 7,045 | 1,750 | 1,564 | 3,314 | 27,350 | 16,813 | 44,163 | 3,549 | 3,262 | 6,811 | 73,609 |

3.6.2 Special Needs Children in Private Junior Secondary Schools by State, Impairment Type and Gender

Table 3.17 Special Needs Children by impairment in Private Junior Secondary Schools by State, Type and Gender 2017/18

| S/N | State | No of Sch. | Visual Impairment | | | Hearing Impairment | | | Physical Challenged | | | Mentally Challenged | | | Gifted/Talented | | | Others | | | Grand Total |
|--------------|-------------|--------------|-------------------|--------------|--------------|--------------------|------------|--------------|---------------------|------------|--------------|---------------------|--------------|--------------|-----------------|---------------|---------------|--------------|--------------|--------------|---------------|
| | | | Male | Female | Total | Male | Female | Total | Male | Female | Total | Male | Female | Total | Male | Female | Total | Male | Female | Total | |
| 1 | Abia | 105 | 47 | 74 | 121 | 17 | 8 | 25 | 22 | 26 | 48 | 14 | 22 | 36 | 696 | 702 | 1,398 | 121 | 38 | 159 | 1,787 |
| 2 | Adamawa | 34 | 21 | 30 | 51 | 31 | 21 | 52 | 15 | 15 | 30 | 19 | 46 | 65 | 179 | 170 | 349 | 31 | 33 | 64 | 611 |
| 3 | Akwa-Ibom | 64 | 21 | 19 | 40 | 63 | 67 | 130 | 36 | 16 | 52 | 20 | 103 | 123 | 804 | 627 | 1,431 | 33 | 48 | 81 | 1,857 |
| 4 | Anambra | 120 | 58 | 65 | 123 | 57 | 34 | 91 | 39 | 31 | 70 | 76 | 21 | 97 | 637 | 699 | 1,336 | 36 | 39 | 75 | 1,792 |
| 5 | Bauchi | 87 | 93 | 96 | 189 | 90 | 29 | 119 | 35 | 29 | 64 | 20 | 19 | 39 | 818 | 989 | 1,807 | 240 | 126 | 366 | 2,584 |
| 6 | Bayelsa | 31 | 7 | 11 | 18 | 5 | 3 | 8 | 5 | 5 | 10 | 1 | 2 | 3 | 220 | 259 | 479 | 25 | 24 | 49 | 567 |
| 7 | Benue | 169 | 45 | 35 | 80 | 56 | 46 | 102 | 97 | 83 | 180 | 79 | 93 | 172 | 811 | 706 | 1,517 | 52 | 87 | 139 | 2,190 |
| 8 | Borno | 43 | 17 | 18 | 35 | 14 | 4 | 18 | 22 | 41 | 63 | 17 | 49 | 66 | 253 | 225 | 478 | 16 | 18 | 34 | 694 |
| 9 | Cross-River | 102 | 29 | 25 | 54 | 45 | 29 | 74 | 34 | 14 | 48 | 35 | 34 | 69 | 974 | 971 | 1,945 | 175 | 106 | 281 | 2,471 |
| 10 | Delta | 84 | 66 | 69 | 135 | 81 | 20 | 101 | 25 | 16 | 41 | 138 | 111 | 249 | 540 | 541 | 1,081 | 21 | 26 | 47 | 1,654 |
| 11 | Ebonyi | 87 | 19 | 28 | 47 | 13 | 11 | 24 | 34 | 14 | 48 | 4 | 16 | 20 | 903 | 863 | 1,766 | 33 | 18 | 51 | 1,956 |
| 12 | Edo | 58 | 24 | 29 | 53 | 14 | 10 | 24 | 14 | 13 | 27 | 22 | 14 | 36 | 392 | 459 | 851 | 28 | 34 | 62 | 1,053 |
| 13 | Ekiti | 34 | 2 | 8 | 10 | 11 | 2 | 13 | 2 | 5 | 7 | 35 | 38 | 73 | 270 | 193 | 463 | 1 | 0 | 1 | 567 |
| 14 | Enugu | 75 | 11 | 15 | 26 | 27 | 25 | 52 | 58 | 59 | 117 | 65 | 94 | 159 | 847 | 912 | 1,759 | 28 | 24 | 52 | 2,165 |
| 15 | FCT-Abuja | 39 | 40 | 49 | 89 | 1 | 1 | 2 | 6 | 6 | 12 | 29 | 44 | 73 | 165 | 144 | 309 | 11 | 11 | 22 | 507 |
| 16 | Gombe | 50 | 87 | 108 | 195 | 17 | 5 | 22 | 22 | 21 | 43 | 15 | 9 | 24 | 241 | 291 | 532 | 52 | 33 | 85 | 901 |
| 17 | Imo | 101 | 10 | 24 | 34 | 12 | 10 | 22 | 26 | 23 | 49 | 11 | 11 | 22 | 412 | 627 | 1,039 | 24 | 57 | 81 | 1,247 |
| 18 | Jigawa | 13 | 15 | 10 | 25 | 12 | 9 | 21 | 10 | 4 | 14 | 5 | 2 | 7 | 76 | 79 | 155 | 3 | 1 | 4 | 226 |
| 19 | Kaduna | 114 | 38 | 24 | 62 | 13 | 22 | 35 | 41 | 38 | 79 | 9 | 7 | 16 | 704 | 756 | 1,460 | 76 | 44 | 120 | 1,772 |
| 20 | Kano | 83 | 14 | 13 | 27 | 17 | 13 | 30 | 63 | 48 | 111 | 13 | 12 | 25 | 291 | 344 | 635 | 47 | 50 | 97 | 925 |
| 21 | Katsina | 103 | 11 | 15 | 26 | 20 | 5 | 25 | 65 | 55 | 120 | 22 | 11 | 33 | 272 | 301 | 573 | 10 | 3 | 13 | 790 |
| 22 | Kebbi | 24 | 5 | 4 | 9 | 0 | 3 | 3 | 14 | 5 | 19 | 1 | 1 | 2 | 89 | 78 | 167 | 0 | 0 | 0 | 200 |
| 23 | Kogi | 61 | 12 | 19 | 31 | 1 | 1 | 2 | 54 | 34 | 88 | 1 | 2 | 3 | 381 | 380 | 761 | 148 | 848 | 996 | 1,881 |
| 24 | Kwara | 35 | 4 | 5 | 9 | 0 | 1 | 1 | 6 | 5 | 11 | 5 | 4 | 9 | 195 | 183 | 378 | 6 | 13 | 19 | 427 |
| 25 | Lagos | 213 | 27 | 48 | 75 | 18 | 20 | 38 | 48 | 24 | 72 | 49 | 71 | 120 | 2,068 | 1,934 | 4,002 | 64 | 32 | 96 | 4,403 |
| 26 | Nasarawa | 106 | 18 | 20 | 38 | 26 | 16 | 42 | 23 | 8 | 31 | 29 | 23 | 52 | 562 | 535 | 1,097 | 17 | 17 | 34 | 1,294 |
| 27 | Niger | 79 | 38 | 30 | 68 | 13 | 6 | 19 | 9 | 9 | 18 | 25 | 20 | 45 | 573 | 560 | 1,133 | 67 | 13 | 80 | 1,363 |
| 28 | Ogun | 70 | 11 | 10 | 21 | 6 | 11 | 17 | 15 | 19 | 34 | 13 | 1 | 14 | 728 | 733 | 1,461 | 43 | 36 | 79 | 1,626 |
| 29 | Ondo | 40 | 1 | 0 | 1 | 1 | 4 | 5 | 2 | 1 | 3 | 13 | 21 | 34 | 359 | 381 | 740 | 43 | 25 | 68 | 851 |
| 30 | Osun | 47 | 13 | 15 | 28 | 2 | 3 | 5 | 5 | 8 | 13 | 13 | 19 | 32 | 327 | 384 | 711 | 117 | 1 | 118 | 907 |
| 31 | Oyo | 91 | 24 | 25 | 49 | 29 | 40 | 69 | 45 | 52 | 97 | 17 | 31 | 48 | 590 | 563 | 1,153 | 196 | 101 | 297 | 1,713 |
| 32 | Plateau | 222 | 86 | 63 | 149 | 44 | 37 | 81 | 115 | 60 | 175 | 37 | 26 | 63 | 1,269 | 1,132 | 2,401 | 175 | 865 | 1,040 | 3,909 |
| 33 | Rivers | 89 | 54 | 25 | 79 | 22 | 13 | 35 | 17 | 16 | 33 | 69 | 110 | 179 | 588 | 685 | 1,273 | 196 | 43 | 239 | 1,838 |
| 34 | Sokoto | 21 | 34 | 18 | 52 | 9 | 7 | 16 | 57 | 31 | 88 | 6 | 2 | 8 | 138 | 145 | 283 | 13 | 1 | 14 | 461 |
| 35 | Taraba | 121 | 31 | 31 | 62 | 16 | 17 | 33 | 39 | 43 | 82 | 100 | 191 | 291 | 698 | 655 | 1,353 | 148 | 202 | 350 | 2,171 |
| 36 | Yobe | 23 | 60 | 51 | 111 | 1 | 2 | 3 | 14 | 14 | 28 | 19 | 31 | 50 | 88 | 111 | 199 | 6 | 27 | 33 | 424 |
| 37 | Zamfara | 35 | 10 | 10 | 20 | 1 | 3 | 4 | 35 | 19 | 54 | 9 | 12 | 21 | 105 | 130 | 235 | 5 | 4 | 9 | 343 |
| Total | | 2,873 | 1,103 | 1,139 | 2,242 | 805 | 558 | 1,363 | 1,169 | 910 | 2,079 | 1,055 | 1,323 | 2,378 | 19,263 | 19,447 | 38,710 | 2,307 | 3,048 | 5,355 | 52,127 |

3.6.3 Special Needs Children in Public and Private Junior Secondary Schools by State, Impairment Type and Gender

Table 3.18 Special Needs Children by impairment in Public and Private Junior Secondary Schools by State, Type and Gender

| S/N | State | No of Sch. | Visual Impairment | | | Hearing Impairment | | | Physical Challenged | | | Mentally Challenged | | | Gifted/Talented | | | Others | | | Grand Total |
|-----|--------------|-------------|-------------------|-------------|-------------|--------------------|-------------|-------------|---------------------|-------------|-------------|---------------------|-------------|-------------|-----------------|--------------|--------------|-------------|-------------|--------------|---------------|
| | | | Male | Female | Total | Male | Female | Total | Male | Female | Total | Male | Female | Total | Male | Female | Total | Male | Female | Total | |
| 1 | Abia | 168 | 64 | 194 | 258 | 38 | 159 | 197 | 67 | 70 | 137 | 46 | 49 | 95 | 895 | 1423 | 2318 | 146 | 54 | 200 | 3205 |
| 2 | Adamawa | 147 | 154 | 133 | 287 | 457 | 190 | 647 | 110 | 85 | 195 | 57 | 82 | 139 | 604 | 535 | 1139 | 93 | 120 | 213 | 2620 |
| 3 | Akwa-Ibom | 127 | 60 | 55 | 115 | 116 | 141 | 257 | 168 | 232 | 400 | 117 | 180 | 297 | 1597 | 1466 | 3063 | 241 | 236 | 477 | 4609 |
| 4 | Anambra | 193 | 101 | 250 | 351 | 144 | 145 | 289 | 67 | 73 | 140 | 94 | 71 | 165 | 854 | 870 | 1724 | 66 | 77 | 143 | 2812 |
| 5 | Bauchi | 405 | 265 | 218 | 483 | 383 | 222 | 605 | 325 | 235 | 560 | 139 | 109 | 248 | 1621 | 1587 | 3208 | 370 | 204 | 574 | 5678 |
| 6 | Bayelsa | 46 | 12 | 14 | 26 | 68 | 50 | 118 | 21 | 9 | 30 | 16 | 15 | 31 | 227 | 266 | 493 | 26 | 25 | 51 | 749 |
| 7 | Benue | 268 | 57 | 45 | 102 | 66 | 63 | 129 | 136 | 102 | 238 | 97 | 111 | 208 | 1259 | 1000 | 2259 | 88 | 104 | 192 | 3128 |
| 8 | Borno | 123 | 80 | 50 | 130 | 84 | 38 | 122 | 111 | 95 | 206 | 40 | 77 | 117 | 361 | 310 | 671 | 138 | 76 | 214 | 1460 |
| 9 | Cross-River | 186 | 127 | 82 | 209 | 78 | 48 | 126 | 74 | 47 | 121 | 186 | 195 | 381 | 1921 | 1931 | 3852 | 666 | 498 | 1164 | 5853 |
| 10 | Delta | 162 | 150 | 149 | 299 | 112 | 67 | 179 | 87 | 50 | 137 | 156 | 121 | 277 | 632 | 627 | 1259 | 29 | 32 | 61 | 2212 |
| 11 | Ebonyi | 188 | 43 | 51 | 94 | 72 | 34 | 106 | 86 | 52 | 138 | 13 | 22 | 35 | 1484 | 1214 | 2698 | 127 | 114 | 241 | 3312 |
| 12 | Edo | 108 | 40 | 41 | 81 | 61 | 54 | 115 | 48 | 30 | 78 | 34 | 17 | 51 | 514 | 655 | 1169 | 42 | 48 | 90 | 1584 |
| 13 | Ekiti | 72 | 66 | 123 | 189 | 77 | 70 | 147 | 94 | 21 | 115 | 216 | 219 | 435 | 408 | 382 | 790 | 6 | 4 | 10 | 1686 |
| 14 | Enugu | 146 | 31 | 78 | 109 | 76 | 100 | 176 | 90 | 89 | 179 | 83 | 111 | 194 | 1223 | 1315 | 2538 | 41 | 34 | 75 | 3271 |
| 15 | FCT-Abuja | 100 | 103 | 117 | 220 | 89 | 75 | 164 | 50 | 30 | 80 | 46 | 52 | 98 | 1537 | 1740 | 3277 | 1014 | 1170 | 2184 | 6023 |
| 16 | Gombe | 153 | 124 | 130 | 254 | 124 | 79 | 203 | 104 | 66 | 170 | 58 | 30 | 88 | 444 | 416 | 860 | 101 | 55 | 156 | 1731 |
| 17 | Imo | 180 | 39 | 47 | 86 | 296 | 241 | 537 | 76 | 110 | 186 | 19 | 25 | 44 | 1140 | 2026 | 3166 | 37 | 82 | 119 | 4138 |
| 18 | Jigawa | 314 | 276 | 169 | 445 | 292 | 173 | 465 | 329 | 217 | 546 | 123 | 112 | 235 | 1026 | 843 | 1869 | 56 | 71 | 127 | 3687 |
| 19 | Kaduna | 282 | 160 | 122 | 282 | 291 | 203 | 494 | 324 | 212 | 536 | 142 | 122 | 264 | 1313 | 1061 | 2374 | 117 | 71 | 188 | 4138 |
| 20 | Kano | 627 | 286 | 262 | 548 | 240 | 204 | 444 | 625 | 428 | 1053 | 185 | 191 | 376 | 1540 | 1414 | 2954 | 286 | 190 | 476 | 5851 |
| 21 | Katsina | 270 | 209 | 139 | 348 | 221 | 111 | 332 | 438 | 276 | 714 | 79 | 68 | 147 | 750 | 728 | 1478 | 14 | 25 | 39 | 3058 |
| 22 | Kebbi | 135 | 41 | 32 | 73 | 94 | 17 | 111 | 139 | 59 | 198 | 27 | 10 | 37 | 857 | 282 | 1139 | 62 | 37 | 99 | 1657 |
| 23 | Kogi | 118 | 31 | 30 | 61 | 30 | 15 | 45 | 80 | 60 | 140 | 30 | 42 | 72 | 714 | 632 | 1346 | 179 | 875 | 1054 | 2718 |
| 24 | Kwara | 154 | 59 | 44 | 103 | 64 | 62 | 126 | 52 | 44 | 96 | 22 | 28 | 50 | 845 | 803 | 1648 | 23 | 31 | 54 | 2077 |
| 25 | Lagos | 320 | 85 | 173 | 258 | 300 | 166 | 466 | 151 | 84 | 235 | 83 | 92 | 175 | 2461 | 3533 | 5994 | 118 | 44 | 162 | 7290 |
| 26 | Nasarawa | 171 | 34 | 35 | 69 | 47 | 40 | 87 | 86 | 47 | 133 | 41 | 40 | 81 | 739 | 689 | 1428 | 26 | 26 | 52 | 1850 |
| 27 | Niger | 175 | 89 | 61 | 150 | 126 | 63 | 189 | 120 | 68 | 188 | 40 | 25 | 65 | 1085 | 909 | 1994 | 162 | 89 | 251 | 2837 |
| 28 | Ogun | 144 | 54 | 47 | 101 | 97 | 94 | 191 | 101 | 62 | 163 | 38 | 18 | 56 | 1030 | 1117 | 2147 | 82 | 78 | 160 | 2818 |
| 29 | Ondo | 88 | 18 | 17 | 35 | 105 | 80 | 185 | 39 | 20 | 59 | 25 | 39 | 64 | 598 | 630 | 1228 | 50 | 35 | 85 | 1656 |
| 30 | Osun | 100 | 32 | 31 | 63 | 18 | 92 | 110 | 84 | 141 | 225 | 24 | 29 | 53 | 473 | 536 | 1009 | 118 | 1 | 119 | 1579 |
| 31 | Oyo | 190 | 59 | 50 | 109 | 181 | 144 | 325 | 131 | 89 | 220 | 43 | 48 | 91 | 1115 | 1064 | 2179 | 340 | 214 | 554 | 3478 |
| 32 | Plateau | 311 | 97 | 70 | 167 | 110 | 98 | 208 | 144 | 86 | 230 | 46 | 29 | 75 | 12248 | 1269 | 13517 | 236 | 917 | 1153 | 15350 |
| 33 | Rivers | 141 | 119 | 77 | 196 | 65 | 41 | 106 | 39 | 52 | 91 | 142 | 189 | 331 | 1144 | 1296 | 2440 | 303 | 171 | 474 | 3638 |
| 34 | Sokoto | 132 | 110 | 37 | 147 | 141 | 43 | 184 | 182 | 117 | 299 | 50 | 23 | 73 | 556 | 380 | 936 | 140 | 120 | 260 | 1899 |
| 35 | Taraba | 194 | 54 | 54 | 108 | 118 | 176 | 294 | 149 | 232 | 381 | 121 | 206 | 327 | 891 | 763 | 1654 | 150 | 202 | 352 | 3116 |
| 36 | Yobe | 86 | 118 | 86 | 204 | 38 | 21 | 59 | 87 | 69 | 156 | 62 | 47 | 109 | 241 | 307 | 548 | 153 | 171 | 324 | 1400 |
| 37 | Zamfara | 119 | 183 | 84 | 267 | 176 | 140 | 316 | 202 | 149 | 351 | 65 | 43 | 108 | 266 | 241 | 507 | 10 | 9 | 19 | 1568 |
| | Total | 6843 | 3630 | 3397 | 7027 | 5095 | 3759 | 8854 | 5216 | 3908 | 9124 | 2805 | 2887 | 5692 | 46613 | 36260 | 82873 | 5856 | 6310 | 12166 | 125736 |

3.7 Indicators of Access

3.7.1 Gross Intake Rate

Table 3.19 Total National Enrolment in JSS 1, Population of 12 year olds and Gross Intake Rate into JSS1 2018

| S/N | State | Enrolment in Public and Private JSS 1 | | | POPULATION AGE | | | GROSS INTAKE RATE | | |
|-----|-----------------|--|------------------|------------------|------------------|------------------|------------------|-------------------|--------------|--------------|
| | | | | | Age 12 | | | | | |
| | | Male | Female | Total | Male | Female | Total | Male | Female | Total |
| 1 | Abia | 13,899 | 15,466 | 29,365 | 44,321 | 39,225 | 83,546 | 31.36 | 39.43 | 35.15 |
| 2 | Adamawa | 28,856 | 25,055 | 53,911 | 65,981 | 57,091 | 123,073 | 43.73 | 43.89 | 43.80 |
| 3 | Akwa- Ibom | 52,401 | 58,703 | 111,104 | 61,643 | 54,549 | 116,192 | 85.01 | 107.62 | 95.62 |
| 4 | Anambra | 29,106 | 28,489 | 57,595 | 66,957 | 60,291 | 127,248 | 43.47 | 47.25 | 45.26 |
| 5 | Bauchi | 39,622 | 31,193 | 70,815 | 96,024 | 83,441 | 179,465 | 41.26 | 37.38 | 39.46 |
| 6 | Bayelsa | 8,782 | 8,806 | 17,588 | 26,921 | 23,912 | 50,833 | 32.62 | 36.83 | 34.60 |
| 7 | Benue | 29,569 | 27,712 | 57,281 | 82,093 | 72,145 | 154,239 | 36.02 | 38.41 | 37.14 |
| 8 | Borno | 21,220 | 19,957 | 41,177 | 81,846 | 71,572 | 153,418 | 25.93 | 27.88 | 26.84 |
| 9 | Cross- River | 20,270 | 20,686 | 40,956 | 46,730 | 41,373 | 88,103 | 43.38 | 50.00 | 46.49 |
| 10 | Delta | 35,674 | 37,352 | 73,026 | 69,439 | 61,795 | 131,234 | 51.37 | 60.45 | 55.65 |
| 11 | Ebonyi | 22,011 | 24,017 | 46,028 | 37,599 | 32,833 | 70,432 | 58.54 | 73.15 | 65.35 |
| 12 | Edo | 29,629 | 30,472 | 60,101 | 53,201 | 46,962 | 100,163 | 55.69 | 64.89 | 60.00 |
| 13 | Ekiti | 11,550 | 11,285 | 22,835 | 34,613 | 30,575 | 65,188 | 33.37 | 36.91 | 35.03 |
| 14 | Enugu | 16,315 | 17,494 | 33,809 | 54,003 | 48,676 | 102,679 | 30.21 | 35.94 | 32.93 |
| 15 | Fct-Abuja | 24,789 | 25,933 | 50,722 | 23,803 | 21,244 | 45,047 | 104.14 | 122.07 | 112.60 |
| 16 | Gombe | 21,365 | 16,988 | 38,353 | 42,360 | 30,071 | 72,431 | 50.44 | 56.49 | 52.95 |
| 17 | Imo | 72,945 | 73,322 | 146,267 | 84,439 | 75,977 | 160,417 | 86.39 | 96.51 | 91.18 |
| 18 | Jigawa | 32,554 | 25,721 | 58,275 | 93,145 | 78,753 | 171,897 | 34.95 | 32.66 | 33.90 |
| 19 | Kaduna | 55,926 | 53,238 | 109,164 | 84,680 | 77,410 | 162,090 | 66.04 | 68.77 | 67.35 |
| 20 | Kano | 89,400 | 81,685 | 171,085 | 195,120 | 169,971 | 365,091 | 45.82 | 48.06 | 46.86 |
| 21 | Katsina | 71,480 | 58,079 | 129,559 | 126,796 | 108,075 | 234,872 | 56.37 | 53.74 | 55.16 |
| 22 | Kebbi | 32,101 | 18,015 | 50,116 | 67,625 | 58,002 | 125,627 | 47.47 | 31.06 | 39.89 |
| 23 | Kogi | 13,978 | 12,974 | 26,952 | 65,488 | 58,069 | 123,557 | 21.34 | 22.34 | 21.81 |
| 24 | Kwara | 21,959 | 21,349 | 43,308 | 41,573 | 36,972 | 78,544 | 52.82 | 57.74 | 55.14 |
| 25 | Lagos | 95,002 | 98,479 | 193,481 | 173,307 | 158,683 | 331,990 | 54.82 | 62.06 | 58.28 |
| 26 | Nasarawa | 20,451 | 17,986 | 38,437 | 34,372 | 30,474 | 64,845 | 59.50 | 59.02 | 59.28 |
| 27 | Niger | 40,316 | 30,060 | 70,376 | 80,438 | 72,057 | 152,495 | 50.12 | 41.72 | 46.15 |
| 28 | Ogun | 52,707 | 51,594 | 104,301 | 66,034 | 60,187 | 126,221 | 79.82 | 85.72 | 82.63 |
| 29 | Ondo | 26,558 | 26,538 | 53,096 | 55,052 | 49,550 | 104,602 | 48.24 | 53.56 | 50.76 |
| 30 | Osun | 26,861 | 27,024 | 53,885 | 52,076 | 45,821 | 97,898 | 51.58 | 58.98 | 55.04 |
| 31 | Oyo | 44,268 | 45,668 | 89,936 | 92,908 | 83,139 | 176,046 | 47.65 | 54.93 | 51.09 |
| 32 | Plateau | 24,399 | 24,461 | 48,860 | 60,243 | 54,316 | 114,558 | 40.50 | 45.03 | 42.65 |
| 33 | Rivers | 25,459 | 27,626 | 53,085 | 86,349 | 76,381 | 162,730 | 29.48 | 36.17 | 32.62 |
| 34 | Sokoto | 24,621 | 16,312 | 40,933 | 78,088 | 67,163 | 145,251 | 31.53 | 24.29 | 28.18 |
| 35 | Taraba | 19,511 | 15,823 | 35,334 | 43,106 | 37,311 | 80,417 | 45.26 | 42.41 | 43.94 |
| 36 | Yobe | 20,346 | 17,256 | 37,602 | 43,872 | 37,402 | 81,274 | 46.38 | 46.14 | 46.27 |
| 37 | Zamfara | 22,713 | 12,606 | 35,319 | 69,214 | 59,354 | 128,568 | 32.82 | 21.24 | 27.47 |
| | Total | 1,238,613 | 1,155,424 | 2,394,037 | 2,581,458 | 2,270,824 | 4,852,282 | 47.98 | 50.88 | 49.34 |

3.7.2 Net and Gross Enrolment Rates

TABLE 3.20 Total National Enrolment, Population of 12 – 14 year olds ,Net Enrolment Rate and Gross Enrolment rate in Junior Secondary Schools by State and Gender:2017/18

| S/N | STATE | ALL ENROLMENT | | | ENROLMENT AGE 12 - 14 | | | POPULATION AGE 12 - 14 | | | NET ENROLMENT RATE | | | GROSS ENROLMENT RATE | | |
|--------------|-------------|------------------|------------------|------------------|-----------------------|------------------|------------------|------------------------|------------------|-------------------|--------------------|-------------|-------------|----------------------|-------------|-------------|
| | | Male | Female | Total | Male | Female | Total | Male | Female | Total | M | F | T | M | F | T |
| 1 | Abia | 39259 | 46233 | 85492 | 28459 | 33410 | 61869 | 132,962 | 117,675 | 250,637 | 21.4 | 28.4 | 24.7 | 29.5 | 39.3 | 34.1 |
| 2 | Adamawa | 80740 | 71742 | 152482 | 54908 | 48464 | 103372 | 197,944 | 171,274 | 369,218 | 27.7 | 28.3 | 28.0 | 40.8 | 41.9 | 41.3 |
| 3 | Akwa-Ibom | 153983 | 173423 | 327406 | 105669 | 119318 | 224987 | 297,891 | 266,341 | 564,232 | 35.5 | 44.8 | 39.9 | 51.7 | 65.1 | 58.0 |
| 4 | Anambra | 80497 | 83007 | 163504 | 57299 | 59706 | 117005 | 200,872 | 180,873 | 381,745 | 28.5 | 33.0 | 30.7 | 40.1 | 45.9 | 42.8 |
| 5 | Bauchi | 111159 | 85747 | 196906 | 82997 | 64971 | 147968 | 288,072 | 250,323 | 538,395 | 28.8 | 26.0 | 27.5 | 38.6 | 34.3 | 36.6 |
| 6 | Bayelsa | 25006 | 24841 | 49847 | 17700 | 17601 | 35301 | 80,763 | 71,736 | 152,499 | 21.9 | 24.5 | 23.1 | 31.0 | 34.6 | 32.7 |
| 7 | Benue | 85672 | 78813 | 164485 | 59123 | 54543 | 113666 | 246,280 | 216,436 | 462,716 | 24.0 | 25.2 | 24.6 | 34.8 | 36.4 | 35.5 |
| 8 | Borno | 58971 | 54240 | 113211 | 44419 | 40986 | 85405 | 245,538 | 214,715 | 460,253 | 18.1 | 19.1 | 18.6 | 24.0 | 25.3 | 24.6 |
| 9 | Cross-River | 58488 | 59653 | 118141 | 39098 | 39907 | 79005 | 140,190 | 124,120 | 264,310 | 27.9 | 32.2 | 29.9 | 41.7 | 48.1 | 44.7 |
| 10 | Delta | 106595 | 109554 | 216149 | 77199 | 77949 | 155148 | 208,317 | 185,384 | 393,701 | 37.1 | 42.0 | 39.4 | 51.2 | 59.1 | 54.9 |
| 11 | Ebonyi | 64931 | 70192 | 135123 | 47669 | 51402 | 99071 | 112,797 | 98,499 | 211,295 | 42.3 | 52.2 | 46.9 | 57.6 | 71.3 | 63.9 |
| 12 | Edo | 86630 | 90162 | 176792 | 63460 | 67707 | 131167 | 159,604 | 140,886 | 300,490 | 39.8 | 48.1 | 43.7 | 54.3 | 64.0 | 58.8 |
| 13 | Ekiti | 33243 | 32303 | 65546 | 24001 | 21864 | 45865 | 103,840 | 91,725 | 195,565 | 23.1 | 23.8 | 23.5 | 32.0 | 35.2 | 33.5 |
| 14 | Enugu | 47033 | 51831 | 98864 | 36822 | 38587 | 75409 | 162,010 | 146,028 | 308,038 | 22.7 | 26.4 | 24.5 | 29.0 | 35.5 | 32.1 |
| 15 | FCT-Abuja | 71824 | 76831 | 148655 | 47444 | 51054 | 98498 | 87,684 | 92,089 | 179,773 | 54.1 | 55.4 | 54.8 | 81.9 | 83.4 | 82.7 |
| 16 | Gombe | 62502 | 50073 | 112575 | 45800 | 35351 | 81151 | 127,079 | 90,213 | 217,292 | 36.0 | 39.2 | 37.3 | 49.2 | 55.5 | 51.8 |
| 17 | Imo | 221060 | 221292 | 442352 | 171179 | 169574 | 340753 | 253,318 | 246,660 | 499,978 | 67.6 | 68.7 | 68.2 | 87.3 | 89.7 | 88.5 |
| 18 | Jigawa | 91163 | 70145 | 161308 | 69358 | 53793 | 123151 | 279,434 | 236,258 | 515,692 | 24.8 | 22.8 | 23.9 | 32.6 | 29.7 | 31.3 |
| 19 | Kaduna | 166227 | 154742 | 320969 | 116585 | 106729 | 223314 | 254,040 | 232,229 | 486,270 | 45.9 | 46.0 | 45.9 | 65.4 | 66.6 | 66.0 |
| 20 | Kano | 238201 | 214760 | 452961 | 177288 | 154882 | 332170 | 585,361 | 509,912 | 1,095,273 | 30.3 | 30.4 | 30.3 | 40.7 | 42.1 | 41.4 |
| 21 | Katsina | 190,915 | 153,134 | 344,049 | 146,398 | 117,849 | 264,247 | 380,389 | 324,226 | 704,615 | 38.5 | 36.3 | 37.5 | 50.2 | 47.2 | 48.8 |
| 22 | Kebbi | 91,675 | 51,832 | 143,507 | 70,026 | 39,915 | 109,941 | 202,874 | 174,007 | 376,881 | 34.5 | 22.9 | 29.2 | 45.2 | 29.8 | 38.1 |
| 23 | Kogi | 39,881 | 37,569 | 77,450 | 28,341 | 26,735 | 55,076 | 196,463 | 174,207 | 370,670 | 14.4 | 15.3 | 14.9 | 20.3 | 21.6 | 20.9 |
| 24 | Kwara | 69,172 | 64,397 | 133,569 | 50,705 | 46,467 | 97,172 | 124,718 | 110,915 | 235,633 | 40.7 | 41.9 | 41.2 | 55.5 | 58.1 | 56.7 |
| 25 | Lagos | 249,898 | 260,744 | 510,642 | 162,170 | 168,895 | 331,065 | 519,920 | 476,050 | 995,970 | 31.2 | 35.5 | 33.2 | 48.1 | 54.8 | 51.3 |
| 26 | Nasarawa | 61,234 | 54,765 | 115,999 | 43,461 | 39,019 | 82,480 | 103,115 | 91,421 | 194,536 | 42.1 | 42.7 | 42.4 | 59.4 | 59.9 | 59.6 |
| 27 | Niger | 115,881 | 86,325 | 202,206 | 83,876 | 63,009 | 146,885 | 241,314 | 216,172 | 457,486 | 34.8 | 29.1 | 32.1 | 48.0 | 39.9 | 44.2 |
| 28 | Ogun | 152,643 | 152,246 | 304,889 | 104,833 | 104,035 | 208,868 | 198,103 | 180,561 | 378,664 | 52.9 | 57.6 | 55.2 | 77.1 | 84.3 | 80.5 |
| 29 | Ondo | 80,036 | 78,237 | 158,273 | 53,513 | 54,858 | 108,371 | 165,156 | 148,649 | 313,805 | 32.4 | 36.9 | 34.5 | 48.5 | 52.6 | 50.4 |
| 30 | Osun | 76,431 | 77,051 | 153,482 | 56,370 | 57,058 | 113,428 | 156,229 | 137,464 | 293,693 | 36.1 | 41.5 | 38.6 | 48.9 | 56.1 | 52.3 |
| 31 | Oyo | 136,309 | 143,835 | 280,144 | 96,170 | 101,807 | 197,977 | 278,723 | 249,416 | 528,139 | 34.5 | 40.8 | 37.5 | 48.9 | 57.7 | 53.0 |
| 32 | Plateau | 70,789 | 68,357 | 139,146 | 49,768 | 47,518 | 97,286 | 180,728 | 162,947 | 343,675 | 27.5 | 29.2 | 28.3 | 39.2 | 42.0 | 40.5 |
| 33 | Rivers | 77,711 | 85,647 | 163,358 | 54,325 | 58,753 | 113,078 | 259,047 | 229,143 | 488,190 | 21.0 | 25.6 | 23.2 | 30.0 | 37.4 | 33.5 |
| 34 | Sokoto | 64,918 | 43,803 | 108,721 | 46,540 | 30,987 | 77,527 | 234,264 | 201,490 | 435,754 | 19.9 | 15.4 | 17.8 | 27.7 | 21.7 | 25.0 |
| 35 | Taraba | 53,651 | 44,090 | 97,741 | 37,202 | 30,984 | 68,186 | 129,317 | 111,933 | 241,250 | 28.8 | 27.7 | 28.3 | 41.5 | 39.4 | 40.5 |
| 36 | Yobe | 55,699 | 45,715 | 101,414 | 40,190 | 33,685 | 73,875 | 131,616 | 112,207 | 243,823 | 30.5 | 30.0 | 30.3 | 42.3 | 40.7 | 41.6 |
| 37 | Zamfara | 66,608 | 37,987 | 104,595 | 48,229 | 26,213 | 74,442 | 207,641 | 178,063 | 385,705 | 23.2 | 14.7 | 19.3 | 32.1 | 21.3 | 27.1 |
| Total | | 3,536,635 | 3,305,318 | 6,841,953 | 2,538,594 | 2,355,585 | 4,894,179 | 7,873,614 | 6,962,248 | 14,835,862 | 32.2 | 33.8 | 33.0 | 44.9 | 47.5 | 46.1 |

3.8 Quality Input Indicators

3.8.1 Summary of Statistics of Teaching Staff

The Summary of Statistics of Teaching Staff in Junior Secondary Schools 2013/18 is represented on table 3.23

Table 3.21 National Summary of Public and Private Junior Secondary School Teaching Staff by Gender: 2012/2013 - 2017/2018

| YEAR | Public | | Private | | Total | | |
|-----------|--------|-------|---------|-------|---------|---------|---------|
| | M | F | M | F | M | F | M+F |
| 2012/2013 | 92563 | 88083 | 51686 | 57291 | 144249 | 145374 | 289623 |
| 2013/2014 | 88816 | 77814 | 74727 | 87402 | 163543 | 165216 | 328759 |
| 2015/2016 | 83442 | 66197 | 69181 | 73260 | 152,623 | 139,457 | 292,080 |
| 2016/2017 | 109410 | 90362 | 92317 | 83583 | 201727 | 173945 | 375673 |
| 2017/2018 | 123832 | 1E+05 | 91164 | 62695 | 214996 | 167350 | 382346 |

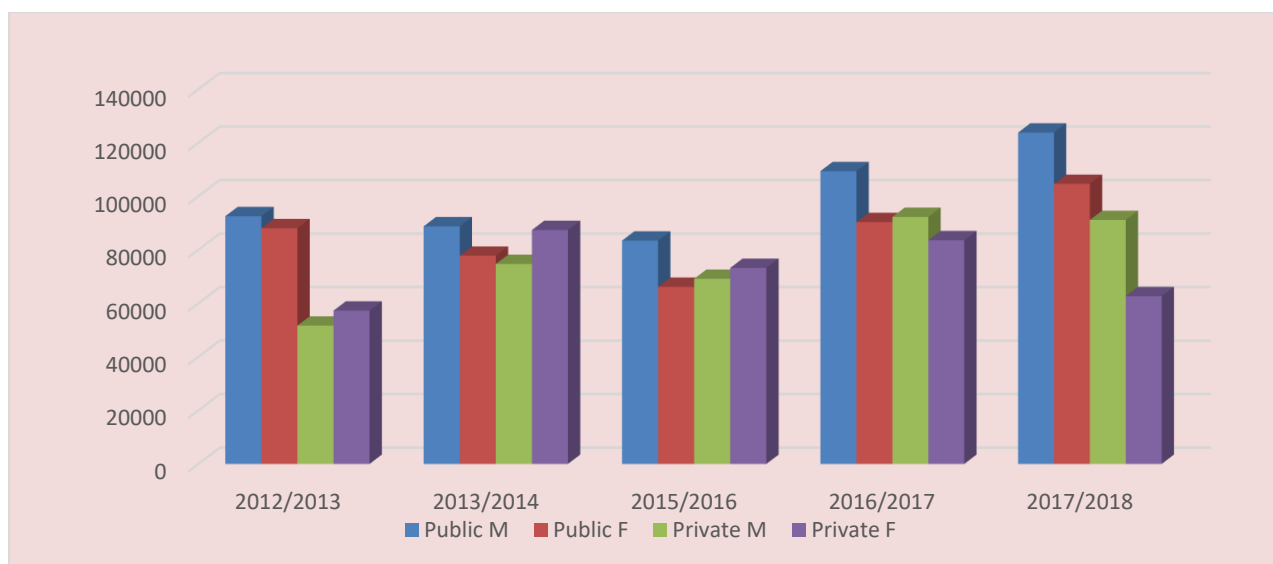


Fig 3.4 Number of Teachers in Public and Private Junior Secondary School by Gender: 2012/2013 - 2016/2017

3.8.2 Teachers in Public and Private Junior Secondary Schools by State and Gender

Table 3.22 Teachers in Public and Private Junior Secondary Schools by State and Gender 2017/2018

| S/N | State | Public Teachers | | | Private Teachers | | | Total | | |
|--------------|-------------|-----------------|----------------|----------------|------------------|---------------|----------------|---------|---------|---------|
| | | Male | Female | Total | Male | Female | Total | Male | Female | Total |
| 1 | Abia | 919 | 2,415 | 3,334 | 2,231 | 2,573 | 4,804 | 3,150 | 4,988 | 8,138 |
| 2 | Adamawa | 5,519 | 2,973 | 8,492 | 1,448 | 519 | 1,967 | 6,967 | 3,492 | 10,459 |
| 3 | Akwa-Ibom | 2,600 | 3,173 | 5,773 | 2,439 | 1,463 | 3,902 | 5,039 | 4,636 | 9,675 |
| 4 | Anambra | 973 | 4,595 | 5,568 | 2,139 | 4,018 | 6,157 | 3,112 | 8,613 | 11,725 |
| 5 | Bauchi | 8,269 | 2,215 | 10,484 | 1,864 | 524 | 2,388 | 10,133 | 2,739 | 12,872 |
| 6 | Bayelsa | 1,024 | 917 | 1,941 | 1,348 | 804 | 2,152 | 2,372 | 1,721 | 4,093 |
| 7 | Benue | 4,642 | 1,869 | 6,511 | 4,669 | 1,230 | 5,899 | 9,311 | 3,099 | 12,410 |
| 8 | Borno | 2,926 | 1,571 | 4,497 | 1,136 | 321 | 1,457 | 4,062 | 1,892 | 5,954 |
| 9 | Cross-River | 2,950 | 2,140 | 5,090 | 2,739 | 1,502 | 4,241 | 5,689 | 3,642 | 9,331 |
| 10 | Delta | 2,596 | 5,692 | 8,288 | 2,999 | 3,201 | 6,200 | 5,595 | 8,893 | 14,488 |
| 11 | Ebonyi | 1,983 | 1,336 | 3,319 | 2,062 | 1,044 | 3,106 | 4,045 | 2,380 | 6,425 |
| 12 | Edo | 1,284 | 1,931 | 3,215 | 2,943 | 2,392 | 5,335 | 4,227 | 4,323 | 8,550 |
| 13 | Ekiti | 1,459 | 2,887 | 4,346 | 1,254 | 988 | 2,242 | 2,713 | 3,875 | 6,588 |
| 14 | Enugu | 1,466 | 5,266 | 6,732 | 1,187 | 1,421 | 2,608 | 2,653 | 6,687 | 9,340 |
| 15 | Fct-Abuja | 3,532 | 3,424 | 6,956 | 1,509 | 1,023 | 2,532 | 5,041 | 4,447 | 9,488 |
| 16 | Gombe | 3,202 | 1,020 | 4,222 | 1,031 | 441 | 1,472 | 4,233 | 1,461 | 5,694 |
| 17 | Imo | 1,667 | 4,429 | 6,096 | 2,021 | 2,006 | 4,027 | 3,688 | 6,435 | 10,123 |
| 18 | Jigawa | 5,712 | 612 | 6,324 | 199 | 50 | 249 | 5,911 | 662 | 6,573 |
| 19 | Kaduna | 3,089 | 2,280 | 5,369 | 3,304 | 1,595 | 4,899 | 6,393 | 3,875 | 10,268 |
| 20 | Kano | 9,895 | 2,171 | 12,066 | 3,060 | 1,355 | 4,415 | 12,955 | 3,526 | 16,481 |
| 21 | Katsina | 4,642 | 813 | 5,455 | 1,329 | 307 | 1,636 | 5,971 | 1,120 | 7,091 |
| 22 | Kebbi | 3,135 | 1,091 | 4,226 | 769 | 276 | 1,045 | 3,904 | 1,367 | 5,271 |
| 23 | Kogi | 2,649 | 1,853 | 4,502 | 1,993 | 1,055 | 3,048 | 4,642 | 2,908 | 7,550 |
| 24 | Kwara | 5,117 | 5,670 | 10,787 | 1,971 | 1,487 | 3,458 | 7,088 | 7,157 | 14,245 |
| 25 | Lagos | 3,090 | 7,068 | 10,158 | 10,325 | 9,859 | 20,184 | 13,415 | 16,927 | 30,342 |
| 26 | Nasarawa | 2,124 | 936 | 3,060 | 3,276 | 1,520 | 4,796 | 5,400 | 2,456 | 7,856 |
| 27 | Niger | 4,401 | 1,506 | 5,907 | 2,519 | 1,573 | 4,092 | 6,920 | 3,079 | 9,999 |
| 28 | Ogun | 2,893 | 4,922 | 7,815 | 3,706 | 3,463 | 7,169 | 6,599 | 8,385 | 14,984 |
| 29 | Ondo | 3,588 | 3,999 | 7,587 | 2,308 | 1,414 | 3,722 | 5,896 | 5,413 | 11,309 |
| 30 | Osun | 3,530 | 4,455 | 7,985 | 2,925 | 2,234 | 5,159 | 6,455 | 6,689 | 13,144 |
| 31 | Oyo | 4,052 | 7,340 | 11,392 | 4,401 | 4,153 | 8,554 | 8,453 | 11,493 | 19,946 |
| 32 | Plateau | 3,047 | 1,220 | 4,267 | 5,327 | 2,414 | 7,741 | 8,374 | 3,634 | 12,008 |
| 33 | Rivers | 5,298 | 7,320 | 12,618 | 4,483 | 3,256 | 7,739 | 9,781 | 10,576 | 20,357 |
| 34 | Sokoto | 3,398 | 1,023 | 4,421 | 548 | 237 | 785 | 3,946 | 1,260 | 5,206 |
| 35 | Taraba | 2,996 | 1,217 | 4,213 | 2,219 | 568 | 2,787 | 5,215 | 1,785 | 7,000 |
| 36 | Yobe | 1,775 | 483 | 2,258 | 734 | 148 | 882 | 2,509 | 631 | 3,140 |
| 37 | Zamfara | 2,390 | 823 | 3,213 | 749 | 261 | 1,010 | 3,139 | 1,084 | 4,223 |
| Total | | 123,832 | 104,655 | 228,487 | 91,164 | 62,695 | 153,859 | 214,996 | 167,350 | 382,346 |

3.8.3 Teachers by qualification

Table 3.23 Qualified and Non-Qualified Teaching Staff in Public Junior Secondary Schools by State and Gender 2017/28

| S/N | State | Qualified | | | Non- Qualified Teachers | | | Total Teachers | | |
|--------------|-------------|----------------|---------------|----------------|-------------------------|---------------|---------------|----------------|----------------|----------------|
| | | Male | Female | Total | Male | Female | Total | Male | Female | Total |
| 1 | Abia | 694 | 2,145 | 2,839 | 225 | 270 | 495 | 919 | 2,415 | 3,334 |
| 2 | Adamawa | 4,399 | 2,625 | 7,024 | 1,120 | 348 | 1,468 | 5,519 | 2,973 | 8,492 |
| 3 | Akwa-Ibom | 1,646 | 2,287 | 3,933 | 954 | 886 | 1,840 | 2,600 | 3,173 | 5,773 |
| 4 | Anambra | 642 | 3,972 | 4,614 | 331 | 623 | 954 | 973 | 4,595 | 5,568 |
| 5 | Bauchi | 7,085 | 1,989 | 9,074 | 1,184 | 226 | 1,410 | 8,269 | 2,215 | 10,484 |
| 6 | Bayelsa | 799 | 780 | 1,579 | 225 | 137 | 362 | 1,024 | 917 | 1,941 |
| 7 | Benue | 4,005 | 1,679 | 5,684 | 637 | 190 | 827 | 4,642 | 1,869 | 6,511 |
| 8 | Borno | 2,442 | 1,417 | 3,859 | 484 | 154 | 638 | 2,926 | 1,571 | 4,497 |
| 9 | Cross-River | 2,359 | 1,828 | 4,187 | 591 | 312 | 903 | 2,950 | 2,140 | 5,090 |
| 10 | Delta | 1,968 | 4,943 | 6,911 | 628 | 749 | 1,377 | 2,596 | 5,692 | 8,288 |
| 11 | Ebonyi | 1,820 | 1,256 | 3,076 | 163 | 80 | 243 | 1,983 | 1,336 | 3,319 |
| 12 | Edo | 906 | 1,608 | 2,514 | 378 | 323 | 701 | 1,284 | 1,931 | 3,215 |
| 13 | Ekiti | 1,354 | 2,764 | 4,118 | 105 | 123 | 228 | 1,459 | 2,887 | 4,346 |
| 14 | Enugu | 1,137 | 4,849 | 5,986 | 329 | 417 | 746 | 1,466 | 5,266 | 6,732 |
| 15 | Fct-Abuja | 3,042 | 3,055 | 6,097 | 490 | 369 | 859 | 3,532 | 3,424 | 6,956 |
| 16 | Gombe | 2,446 | 849 | 3,295 | 756 | 171 | 927 | 3,202 | 1,020 | 4,222 |
| 17 | Imo | 1,333 | 4,035 | 5,368 | 334 | 394 | 728 | 1,667 | 4,429 | 6,096 |
| 18 | Jigawa | 4,540 | 433 | 4,973 | 1,172 | 179 | 1,351 | 5,712 | 612 | 6,324 |
| 19 | Kaduna | 2,672 | 2,061 | 4,733 | 417 | 219 | 636 | 3,089 | 2,280 | 5,369 |
| 20 | Kano | 7,983 | 1,650 | 9,633 | 1,912 | 521 | 2,433 | 9,895 | 2,171 | 12,066 |
| 21 | Katsina | 3,485 | 592 | 4,077 | 1,157 | 221 | 1,378 | 4,642 | 813 | 5,455 |
| 22 | Kebbi | 2,307 | 824 | 3,131 | 828 | 267 | 1,095 | 3,135 | 1,091 | 4,226 |
| 23 | Kogi | 2,278 | 1,690 | 3,968 | 371 | 163 | 534 | 2,649 | 1,853 | 4,502 |
| 24 | Kwara | 4,062 | 4,932 | 8,994 | 1,055 | 738 | 1,793 | 5,117 | 5,670 | 10,787 |
| 25 | Lagos | 2,646 | 6,380 | 9,026 | 444 | 688 | 1,132 | 3,090 | 7,068 | 10,158 |
| 26 | Nasarawa | 1,879 | 811 | 2,690 | 245 | 125 | 370 | 2,124 | 936 | 3,060 |
| 27 | Niger | 3,540 | 1,295 | 4,835 | 861 | 211 | 1,072 | 4,401 | 1,506 | 5,907 |
| 28 | Ogun | 2,430 | 4,360 | 6,790 | 463 | 562 | 1,025 | 2,893 | 4,922 | 7,815 |
| 29 | Ondo | 3,107 | 3,671 | 6,778 | 481 | 328 | 809 | 3,588 | 3,999 | 7,587 |
| 30 | Osun | 2,486 | 3,658 | 6,144 | 1,044 | 797 | 1,841 | 3,530 | 4,455 | 7,985 |
| 31 | Oyo | 3,494 | 6,614 | 10,108 | 558 | 726 | 1,284 | 4,052 | 7,340 | 11,392 |
| 32 | Plateau | 2,543 | 1,069 | 3,612 | 504 | 151 | 655 | 3,047 | 1,220 | 4,267 |
| 33 | Rivers | 3,962 | 6,011 | 9,973 | 1,336 | 1,309 | 2,645 | 5,298 | 7,320 | 12,618 |
| 34 | Sokoto | 2,587 | 811 | 3,398 | 811 | 212 | 1,023 | 3,398 | 1,023 | 4,421 |
| 35 | Taraba | 2,533 | 1,040 | 3,573 | 463 | 177 | 640 | 2,996 | 1,217 | 4,213 |
| 36 | Yobe | 1,451 | 394 | 1,845 | 324 | 89 | 413 | 1,775 | 483 | 2,258 |
| 37 | Zamfara | 2,003 | 764 | 2,767 | 387 | 59 | 446 | 2,390 | 823 | 3,213 |
| Total | | 100,065 | 91,141 | 191,206 | 23,767 | 13,514 | 37,281 | 123,832 | 104,655 | 228,487 |

Table 3.24 Qualified and Non-Qualified Teaching Staff in Private Junior Secondary Schools by State and Gender 2017/18

| S/N | State | Qualified | | | Non- Qualified Teachers | | | Total | | |
|--------------|-------------|---------------|---------------|----------------|-------------------------|---------------|---------------|---------------|---------------|----------------|
| | | Male | Female | Total | Male | Female | Total | Male | Female | Total |
| 1 | Abia | 1,216 | 1,807 | 3,023 | 1,015 | 766 | 1,781 | 2,231 | 2,573 | 4,804 |
| 2 | Adamawa | 880 | 355 | 1,235 | 568 | 164 | 732 | 1,448 | 519 | 1,967 |
| 3 | Akwa-Ibom | 1,453 | 986 | 2,439 | 986 | 477 | 1,463 | 2,439 | 1,463 | 3,902 |
| 4 | Anambra | 1,383 | 3,198 | 4,581 | 756 | 820 | 1,576 | 2,139 | 4,018 | 6,157 |
| 5 | Bauchi | 1,095 | 330 | 1,425 | 769 | 194 | 963 | 1,864 | 524 | 2,388 |
| 6 | Bayelsa | 679 | 487 | 1,166 | 669 | 317 | 986 | 1,348 | 804 | 2,152 |
| 7 | Benue | 3,433 | 928 | 4,361 | 1,236 | 302 | 1,538 | 4,669 | 1,230 | 5,899 |
| 8 | Borno | 741 | 224 | 965 | 395 | 97 | 492 | 1,136 | 321 | 1,457 |
| 9 | Cross-River | 1,893 | 1,106 | 2,999 | 846 | 396 | 1,242 | 2,739 | 1,502 | 4,241 |
| 10 | Delta | 1,648 | 2,199 | 3,847 | 1,351 | 1,002 | 2,353 | 2,999 | 3,201 | 6,200 |
| 11 | Ebonyi | 1,318 | 707 | 2,025 | 744 | 337 | 1,081 | 2,062 | 1,044 | 3,106 |
| 12 | Edo | 1,516 | 1,498 | 3,014 | 1,427 | 894 | 2,321 | 2,943 | 2,392 | 5,335 |
| 13 | Ekiti | 676 | 668 | 1,344 | 578 | 320 | 898 | 1,254 | 988 | 2,242 |
| 14 | Enugu | 756 | 1,134 | 1,890 | 431 | 287 | 718 | 1,187 | 1,421 | 2,608 |
| 15 | FCT-Abuja | 1,157 | 817 | 1,974 | 352 | 206 | 558 | 1,509 | 1,023 | 2,532 |
| 16 | Gombe | 572 | 279 | 851 | 459 | 162 | 621 | 1,031 | 441 | 1,472 |
| 17 | Imo | 1,339 | 1,605 | 2,944 | 682 | 401 | 1,083 | 2,021 | 2,006 | 4,027 |
| 18 | Jigawa | 141 | 31 | 172 | 58 | 19 | 77 | 199 | 50 | 249 |
| 19 | Kaduna | 1,881 | 1,055 | 2,936 | 1,423 | 540 | 1,963 | 3,304 | 1,595 | 4,899 |
| 20 | Kano | 1,874 | 958 | 2,832 | 1,186 | 397 | 1,583 | 3,060 | 1,355 | 4,415 |
| 21 | Katsina | 894 | 200 | 1,094 | 435 | 107 | 542 | 1,329 | 307 | 1,636 |
| 22 | Kebbi | 412 | 142 | 554 | 357 | 134 | 491 | 769 | 276 | 1,045 |
| 23 | Kogi | 1,111 | 715 | 1,826 | 882 | 340 | 1,222 | 1,993 | 1,055 | 3,048 |
| 24 | Kwara | 1,194 | 1,034 | 2,228 | 777 | 453 | 1,230 | 1,971 | 1,487 | 3,458 |
| 25 | Lagos | 5,879 | 6,803 | 12,682 | 4,446 | 3,056 | 7,502 | 10,325 | 9,859 | 20,184 |
| 26 | Nasarawa | 2,195 | 1,060 | 3,255 | 1,081 | 460 | 1,541 | 3,276 | 1,520 | 4,796 |
| 27 | Niger | 1,482 | 1,061 | 2,543 | 1,037 | 512 | 1,549 | 2,519 | 1,573 | 4,092 |
| 28 | Ogun | 2,226 | 2,424 | 4,650 | 1,480 | 1,039 | 2,519 | 3,706 | 3,463 | 7,169 |
| 29 | Ondo | 1,374 | 998 | 2,372 | 934 | 416 | 1,350 | 2,308 | 1,414 | 3,722 |
| 30 | Osun | 1,830 | 1,602 | 3,432 | 1,095 | 632 | 1,727 | 2,925 | 2,234 | 5,159 |
| 31 | Oyo | 2,900 | 3,119 | 6,019 | 1,501 | 1,034 | 2,535 | 4,401 | 4,153 | 8,554 |
| 32 | Plateau | 4,030 | 1,969 | 5,999 | 1,297 | 445 | 1,742 | 5,327 | 2,414 | 7,741 |
| 33 | Rivers | 2,383 | 2,110 | 4,493 | 2,100 | 1,146 | 3,246 | 4,483 | 3,256 | 7,739 |
| 34 | Sokoto | 369 | 188 | 557 | 179 | 49 | 228 | 548 | 237 | 785 |
| 35 | Taraba | 1,289 | 313 | 1,602 | 930 | 255 | 1,185 | 2,219 | 568 | 2,787 |
| 36 | Yobe | 514 | 102 | 616 | 220 | 46 | 266 | 734 | 148 | 882 |
| 37 | Zamfara | 450 | 160 | 610 | 299 | 101 | 400 | 749 | 261 | 1,010 |
| Total | | 56,183 | 44,372 | 100,555 | 34,981 | 18,323 | 53,304 | 91,164 | 62,695 | 153,859 |

Table 3.25 Qualified and Non-Qualified Teaching Staff in Public and Private Junior Secondary Schools by State and Gender 2017/18

| S/N | State | Qualified | | | Non- Qualified Teachers | | | Total | | |
|-----|--------------|-----------|---------|---------|-------------------------|--------|--------|---------|---------|---------|
| | | Male | Female | Total | Male | Female | Total | Male | Female | Total |
| 1 | Abia | 1,910 | 3,952 | 5,862 | 1,240 | 1,036 | 2,276 | 3,150 | 4,988 | 8,138 |
| 2 | Adamawa | 5,279 | 2,980 | 8,259 | 1,688 | 512 | 2,200 | 6,967 | 3,492 | 10,459 |
| 3 | Akwa-Ibom | 3,099 | 3,273 | 6,372 | 1,940 | 1,363 | 3,303 | 5,039 | 4,636 | 9,675 |
| 4 | Anambra | 2,025 | 7,170 | 9,195 | 1,087 | 1,443 | 2,530 | 3,112 | 8,613 | 11,725 |
| 5 | Bauchi | 8,180 | 2,319 | 10,499 | 1,953 | 420 | 2,373 | 10,133 | 2,739 | 12,872 |
| 6 | Bayelsa | 1,478 | 1,267 | 2,745 | 894 | 454 | 1,348 | 2,372 | 1,721 | 4,093 |
| 7 | Benue | 7,438 | 2,607 | 10,045 | 1,873 | 492 | 2,365 | 9,311 | 3,099 | 12,410 |
| 8 | Borno | 3,183 | 1,641 | 4,824 | 879 | 251 | 1,130 | 4,062 | 1,892 | 5,954 |
| 9 | Cross-River | 4,252 | 2,934 | 7,186 | 1,437 | 708 | 2,145 | 5,689 | 3,642 | 9,331 |
| 10 | Delta | 3,616 | 7,142 | 10,758 | 1,979 | 1,751 | 3,730 | 5,595 | 8,893 | 14,488 |
| 11 | Ebonyi | 3,138 | 1,963 | 5,101 | 907 | 417 | 1,324 | 4,045 | 2,380 | 6,425 |
| 12 | Edo | 2,422 | 3,106 | 5,528 | 1,805 | 1,217 | 3,022 | 4,227 | 4,323 | 8,550 |
| 13 | Ekiti | 2,030 | 3,432 | 5,462 | 683 | 443 | 1,126 | 2,713 | 3,875 | 6,588 |
| 14 | Enugu | 1,893 | 5,983 | 7,876 | 760 | 704 | 1,464 | 2,653 | 6,687 | 9,340 |
| 15 | FCT-Abuja | 4,199 | 3,872 | 8,071 | 842 | 575 | 1,417 | 5,041 | 4,447 | 9,488 |
| 16 | Gombe | 3,018 | 1,128 | 4,146 | 1,215 | 333 | 1,548 | 4,233 | 1,461 | 5,694 |
| 17 | Imo | 2,672 | 5,640 | 8,312 | 1,016 | 795 | 1,811 | 3,688 | 6,435 | 10,123 |
| 18 | Jigawa | 4,681 | 464 | 5,145 | 1,230 | 198 | 1,428 | 5,911 | 662 | 6,573 |
| 19 | Kaduna | 4,553 | 3,116 | 7,669 | 1,840 | 759 | 2,599 | 6,393 | 3,875 | 10,268 |
| 20 | Kano | 9,857 | 2,608 | 12,465 | 3,098 | 918 | 4,016 | 12,955 | 3,526 | 16,481 |
| 21 | Katsina | 4,379 | 792 | 5,171 | 1,592 | 328 | 1,920 | 5,971 | 1,120 | 7,091 |
| 22 | Kebbi | 2,719 | 966 | 3,685 | 1,185 | 401 | 1,586 | 3,904 | 1,367 | 5,271 |
| 23 | Kogi | 3,389 | 2,405 | 5,794 | 1,253 | 503 | 1,756 | 4,642 | 2,908 | 7,550 |
| 24 | Kwara | 5,256 | 5,966 | 11,222 | 1,832 | 1,191 | 3,023 | 7,088 | 7,157 | 14,245 |
| 25 | Lagos | 8,525 | 13,183 | 21,708 | 4,890 | 3,744 | 8,634 | 13,415 | 16,927 | 30,342 |
| 26 | Nasarawa | 4,074 | 1,871 | 5,945 | 1,326 | 585 | 1,911 | 5,400 | 2,456 | 7,856 |
| 27 | Niger | 5,022 | 2,356 | 7,378 | 1,898 | 723 | 2,621 | 6,920 | 3,079 | 9,999 |
| 28 | Ogun | 4,656 | 6,784 | 11,440 | 1,943 | 1,601 | 3,544 | 6,599 | 8,385 | 14,984 |
| 29 | Ondo | 4,481 | 4,669 | 9,150 | 1,415 | 744 | 2,159 | 5,896 | 5,413 | 11,309 |
| 30 | Osun | 4,316 | 5,260 | 9,576 | 2,139 | 1,429 | 3,568 | 6,455 | 6,689 | 13,144 |
| 31 | Oyo | 6,394 | 9,733 | 16,127 | 2,059 | 1,760 | 3,819 | 8,453 | 11,493 | 19,946 |
| 32 | Plateau | 6,573 | 3,038 | 9,611 | 1,801 | 596 | 2,397 | 8,374 | 3,634 | 12,008 |
| 33 | Rivers | 6,345 | 8,121 | 14,466 | 3,436 | 2,455 | 5,891 | 9,781 | 10,576 | 20,357 |
| 34 | Sokoto | 2,956 | 999 | 3,955 | 990 | 261 | 1,251 | 3,946 | 1,260 | 5,206 |
| 35 | Taraba | 3,822 | 1,353 | 5,175 | 1,393 | 432 | 1,825 | 5,215 | 1,785 | 7,000 |
| 36 | Yobe | 1,965 | 496 | 2,461 | 544 | 135 | 679 | 2,509 | 631 | 3,140 |
| 37 | Zamfara | 2,453 | 924 | 3,377 | 686 | 160 | 846 | 3,139 | 1,084 | 4,223 |
| | Total | 156,248 | 135,513 | 291,761 | 58,748 | 31,837 | 90,585 | 214,996 | 167,350 | 382,346 |

3.8.4 Summary of Public JSS Teachers, Qualified Teachers and % of Qualified Teachers by Gender

Table 3.26 Summary of Public JSS Teachers, Qualified Teachers and % of Qualified Teachers by Gender: 2013/2014-- 2017/2018

| | All Teachers | | | Qualified Teachers | | | % Qualified | | |
|-----------|--------------|--------|--------|--------------------|-------|--------|-------------|------|------|
| | M | F | M+F | M | F | M+F | M | F | M+F |
| 2013/2014 | 88816 | 77814 | 166630 | 62938 | 62254 | 125192 | 70.9 | 80.0 | 75.1 |
| 2014/2015 | 71519 | 73889 | 145408 | 54906 | 59515 | 114421 | 76.8 | 80.5 | 78.7 |
| 2015/2016 | 83442 | 66197 | 149639 | 71628 | 58092 | 129720 | 85.8 | 87.8 | 86.7 |
| 2016/2017 | 201727 | 173945 | 375672 | 99888 | 85585 | 185473 | 49.5 | 49.2 | 49.4 |
| 2017/2018 | 123832 | 104655 | 228487 | 100065 | 91141 | 191206 | 80.8 | 87.1 | 83.7 |

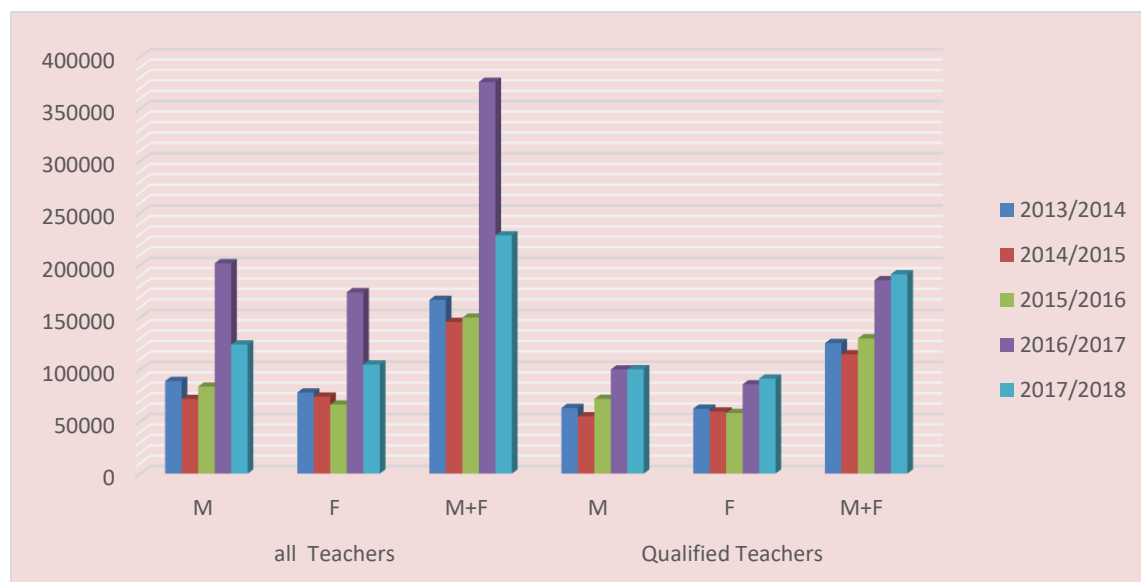


Fig 3.5 Summary of Public Junior Secondary Schools Teachers by Gender: 2013/2014-- 2017/2018

3.8.5 Percentage of Qualified Teachers by State and Gender

Table 3.27 Number of Teaching Staff and Percentage of Qualified Teachers in Public Junior Secondary Schools by State and Gender 2017/18

| S/N | State | Public Teachers | | | % of Female Teacher | Qualified Teachers | | | % of Qualified Teachers | % of Qualified Female Teachers |
|--------------|-------------|-----------------|----------------|----------------|---------------------|--------------------|---------------|----------------|-------------------------|--------------------------------|
| | | Male | Female | Total | | Male | Female | Total | | |
| 1 | Abia | 919 | 2,415 | 3,334 | 72.4 | 694 | 2,145 | 2,839 | 85.2 | 75.6 |
| 2 | Adamawa | 5,519 | 2,973 | 8,492 | 35.0 | 4,399 | 2,625 | 7,024 | 82.7 | 37.4 |
| 3 | Akwa-Ibom | 2,600 | 3,173 | 5,773 | 55.0 | 1,646 | 2,287 | 3,933 | 68.1 | 58.1 |
| 4 | Anambra | 973 | 4,595 | 5,568 | 82.5 | 642 | 3,972 | 4,614 | 82.9 | 86.1 |
| 5 | Bauchi | 8,269 | 2,215 | 10,484 | 21.1 | 7,085 | 1,989 | 9,074 | 86.6 | 21.9 |
| 6 | Bayelsa | 1,024 | 917 | 1,941 | 47.2 | 799 | 780 | 1,579 | 81.3 | 49.4 |
| 7 | Benue | 4,642 | 1,869 | 6,511 | 28.7 | 4,005 | 1,679 | 5,684 | 87.3 | 29.5 |
| 8 | Borno | 2,926 | 1,571 | 4,497 | 34.9 | 2,442 | 1,417 | 3,859 | 85.8 | 36.7 |
| 9 | Cross-River | 2,950 | 2,140 | 5,090 | 42.0 | 2,359 | 1,828 | 4,187 | 82.3 | 43.7 |
| 10 | Delta | 2,596 | 5,692 | 8,288 | 68.7 | 1,968 | 4,943 | 6,911 | 83.4 | 71.5 |
| 11 | Ebonyi | 1,983 | 1,336 | 3,319 | 40.3 | 1,820 | 1,256 | 3,076 | 92.7 | 40.8 |
| 12 | Edo | 1,284 | 1,931 | 3,215 | 60.1 | 906 | 1,608 | 2,514 | 78.2 | 64.0 |
| 13 | Ekiti | 1,459 | 2,887 | 4,346 | 66.4 | 1,354 | 2,764 | 4,118 | 94.8 | 67.1 |
| 14 | Enugu | 1,466 | 5,266 | 6,732 | 78.2 | 1,137 | 4,849 | 5,986 | 88.9 | 81.0 |
| 15 | Fct-Abuja | 3,532 | 3,424 | 6,956 | 49.2 | 3,042 | 3,055 | 6,097 | 87.7 | 50.1 |
| 16 | Gombe | 3,202 | 1,020 | 4,222 | 24.2 | 2,446 | 849 | 3,295 | 78.0 | 25.8 |
| 17 | Imo | 1,667 | 4,429 | 6,096 | 72.7 | 1,333 | 4,035 | 5,368 | 88.1 | 75.2 |
| 18 | Jigawa | 5,712 | 612 | 6,324 | 9.7 | 4,540 | 433 | 4,973 | 78.6 | 8.7 |
| 19 | Kaduna | 3,089 | 2,280 | 5,369 | 42.5 | 2,672 | 2,061 | 4,733 | 88.2 | 43.5 |
| 20 | Kano | 9,895 | 2,171 | 12,066 | 18.0 | 7,983 | 1,650 | 9,633 | 79.8 | 17.1 |
| 21 | Katsina | 4,642 | 813 | 5,455 | 14.9 | 3,485 | 592 | 4,077 | 74.7 | 14.5 |
| 22 | Kebbi | 3,135 | 1,091 | 4,226 | 25.8 | 2,307 | 824 | 3,131 | 74.1 | 26.3 |
| 23 | Kogi | 2,649 | 1,853 | 4,502 | 41.2 | 2,278 | 1,690 | 3,968 | 88.1 | 42.6 |
| 24 | Kwara | 5,117 | 5,670 | 10,787 | 52.6 | 4,062 | 4,932 | 8,994 | 83.4 | 54.8 |
| 25 | Lagos | 3,090 | 7,068 | 10,158 | 69.6 | 2,646 | 6,380 | 9,026 | 88.9 | 70.7 |
| 26 | Nasarawa | 2,124 | 936 | 3,060 | 30.6 | 1,879 | 811 | 2,690 | 87.9 | 30.1 |
| 27 | Niger | 4,401 | 1,506 | 5,907 | 25.5 | 3,540 | 1,295 | 4,835 | 81.9 | 26.8 |
| 28 | Ogun | 2,893 | 4,922 | 7,815 | 63.0 | 2,430 | 4,360 | 6,790 | 86.9 | 64.2 |
| 29 | Ondo | 3,588 | 3,999 | 7,587 | 52.7 | 3,107 | 3,671 | 6,778 | 89.3 | 54.2 |
| 30 | Osun | 3,530 | 4,455 | 7,985 | 55.8 | 2,486 | 3,658 | 6,144 | 76.9 | 59.5 |
| 31 | Oyo | 4,052 | 7,340 | 11,392 | 64.4 | 3,494 | 6,614 | 10,108 | 88.7 | 65.4 |
| 32 | Plateau | 3,047 | 1,220 | 4,267 | 28.6 | 2,543 | 1,069 | 3,612 | 84.6 | 29.6 |
| 33 | Rivers | 5,298 | 7,320 | 12,618 | 58.0 | 3,962 | 6,011 | 9,973 | 79.0 | 60.3 |
| 34 | Sokoto | 3,398 | 1,023 | 4,421 | 23.1 | 2,587 | 811 | 3,398 | 76.9 | 23.9 |
| 35 | Taraba | 2,996 | 1,217 | 4,213 | 28.9 | 2,533 | 1,040 | 3,573 | 84.8 | 29.1 |
| 36 | Yobe | 1,775 | 483 | 2,258 | 21.4 | 1,451 | 394 | 1,845 | 81.7 | 21.4 |
| 37 | Zamfara | 2,390 | 823 | 3,213 | 25.6 | 2,003 | 764 | 2,767 | 86.1 | 27.6 |
| Total | | 123,832 | 104,655 | 228,487 | 45.8 | 100,065 | 91,141 | 191,206 | 83.7 | 47.7 |

3.8.6 Number of Teaching Staff and Percentage of Qualified Teachers in Private Junior Secondary Schools by State and Gender

Table 3.28 Number of Teachers and Qualified Teaching Staff in Private Junior Secondary Schools by State and Gender 2017/18

| S/N | State | Private Teachers | | | % of Female Teacher | Qualified Teachers | | | % of Qualified Teachers | % of Qualified Female Teachers |
|--------------|-------------|------------------|---------------|----------------|---------------------|--------------------|---------------|----------------|-------------------------|--------------------------------|
| | | Male | Female | Total | | Male | Female | Total | | |
| 1 | Abia | 2,231 | 2,573 | 4,804 | 53.6 | 1,216 | 1,807 | 3,023 | 62.9 | 59.8 |
| 2 | Adamawa | 1,448 | 519 | 1,967 | 26.4 | 880 | 355 | 1,235 | 62.8 | 28.7 |
| 3 | Akwa-Ibom | 2,439 | 1,463 | 3,902 | 37.5 | 1,453 | 986 | 2,439 | 62.5 | 40.4 |
| 4 | Anambra | 2,139 | 4,018 | 6,157 | 65.3 | 1,383 | 3,198 | 4,581 | 74.4 | 69.8 |
| 5 | Bauchi | 1,864 | 524 | 2,388 | 21.9 | 1,095 | 330 | 1,425 | 59.7 | 23.2 |
| 6 | Bayelsa | 1,348 | 804 | 2,152 | 37.4 | 679 | 487 | 1,166 | 54.2 | 41.8 |
| 7 | Benue | 4,669 | 1,230 | 5,899 | 20.9 | 3,433 | 928 | 4,361 | 73.9 | 21.3 |
| 8 | Borno | 1,136 | 321 | 1,457 | 22.0 | 741 | 224 | 965 | 66.2 | 23.2 |
| 9 | Cross-River | 2,739 | 1,502 | 4,241 | 35.4 | 1,893 | 1,106 | 2,999 | 70.7 | 36.9 |
| 10 | Delta | 2,999 | 3,201 | 6,200 | 51.6 | 1,648 | 2,199 | 3,847 | 62.0 | 57.2 |
| 11 | Ebonyi | 2,062 | 1,044 | 3,106 | 33.6 | 1,318 | 707 | 2,025 | 65.2 | 34.9 |
| 12 | Edo | 2,943 | 2,392 | 5,335 | 44.8 | 1,516 | 1,498 | 3,014 | 56.5 | 49.7 |
| 13 | Ekiti | 1,254 | 988 | 2,242 | 44.1 | 676 | 668 | 1,344 | 59.9 | 49.7 |
| 14 | Enugu | 1,187 | 1,421 | 2,608 | 54.5 | 756 | 1,134 | 1,890 | 72.5 | 60.0 |
| 15 | FCT-Abuja | 1,509 | 1,023 | 2,532 | 40.4 | 1,157 | 817 | 1,974 | 78.0 | 41.4 |
| 16 | Gombe | 1,031 | 441 | 1,472 | 30.0 | 572 | 279 | 851 | 57.8 | 32.8 |
| 17 | Imo | 2,021 | 2,006 | 4,027 | 49.8 | 1,339 | 1,605 | 2,944 | 73.1 | 54.5 |
| 18 | Jigawa | 199 | 50 | 249 | 20.1 | 141 | 31 | 172 | 69.1 | 18.0 |
| 19 | Kaduna | 3,304 | 1,595 | 4,899 | 32.6 | 1,881 | 1,055 | 2,936 | 59.9 | 35.9 |
| 20 | Kano | 3,060 | 1,355 | 4,415 | 30.7 | 1,874 | 958 | 2,832 | 64.1 | 33.8 |
| 21 | Katsina | 1,329 | 307 | 1,636 | 18.8 | 894 | 200 | 1,094 | 66.9 | 18.3 |
| 22 | Kebbi | 769 | 276 | 1,045 | 26.4 | 412 | 142 | 554 | 53.0 | 25.6 |
| 23 | Kogi | 1,993 | 1,055 | 3,048 | 34.6 | 1,111 | 715 | 1,826 | 59.9 | 39.2 |
| 24 | Kwara | 1,971 | 1,487 | 3,458 | 43.0 | 1,194 | 1,034 | 2,228 | 64.4 | 46.4 |
| 25 | Lagos | 10,325 | 9,859 | 20,184 | 48.8 | 5,879 | 6,803 | 12,682 | 62.8 | 53.6 |
| 26 | Nasarawa | 3,276 | 1,520 | 4,796 | 31.7 | 2,195 | 1,060 | 3,255 | 67.9 | 32.6 |
| 27 | Niger | 2,519 | 1,573 | 4,092 | 38.4 | 1,482 | 1,061 | 2,543 | 62.1 | 41.7 |
| 28 | Ogun | 3,706 | 3,463 | 7,169 | 48.3 | 2,226 | 2,424 | 4,650 | 64.9 | 52.1 |
| 29 | Ondo | 2,308 | 1,414 | 3,722 | 38.0 | 1,374 | 998 | 2,372 | 63.7 | 42.1 |
| 30 | Osun | 2,925 | 2,234 | 5,159 | 43.3 | 1,830 | 1,602 | 3,432 | 66.5 | 46.7 |
| 31 | Oyo | 4,401 | 4,153 | 8,554 | 48.6 | 2,900 | 3,119 | 6,019 | 70.4 | 51.8 |
| 32 | Plateau | 5,327 | 2,414 | 7,741 | 31.2 | 4,030 | 1,969 | 5,999 | 77.5 | 32.8 |
| 33 | Rivers | 4,483 | 3,256 | 7,739 | 42.1 | 2,383 | 2,110 | 4,493 | 58.1 | 47.0 |
| 34 | Sokoto | 548 | 237 | 785 | 30.2 | 369 | 188 | 557 | 71.0 | 33.8 |
| 35 | Taraba | 2,219 | 568 | 2,787 | 20.4 | 1,289 | 313 | 1,602 | 57.5 | 19.5 |
| 36 | Yobe | 734 | 148 | 882 | 16.8 | 514 | 102 | 616 | 69.8 | 16.6 |
| 37 | Zamfara | 749 | 261 | 1,010 | 25.8 | 450 | 160 | 610 | 60.4 | 26.2 |
| Total | | 91,164 | 62,695 | 153,859 | 40.7 | 56,183 | 44,372 | 100,555 | 65.4 | 44.1 |

3.8.7 Number of Teaching Staff and Percentage of Qualified Teachers in Public and Private Junior Secondary Schools by State and Gender

Table 3.29 Number and percentage of Qualified Teachers and percentage of Qualified Females Teachers in Public and Private Junior Secondary Schools by State and Gender 2017/18

| S/N | State | All Teachers | | | % of Female Teacher | Qualified Teachers | | | % of Qualified Teachers | % of Qualified Female Teachers |
|--------------|-------------|----------------|----------------|----------------|---------------------|--------------------|----------------|----------------|-------------------------|--------------------------------|
| | | Male | Female | Total | | Male | Female | Total | | |
| 1 | Abia | 3,150 | 4,988 | 8,138 | 61.3 | 1,910 | 3,952 | 5,862 | 72.0 | 67.4 |
| 2 | Adamawa | 6,967 | 3,492 | 10,459 | 33.4 | 5,279 | 2,980 | 8,259 | 79.0 | 36.1 |
| 3 | Akwa-Ibom | 5,039 | 4,636 | 9,675 | 47.9 | 3,099 | 3,273 | 6,372 | 65.9 | 51.4 |
| 4 | Anambra | 3,112 | 8,613 | 11,725 | 73.5 | 2,025 | 7,170 | 9,195 | 78.4 | 78.0 |
| 5 | Bauchi | 10,133 | 2,739 | 12,872 | 21.3 | 8,180 | 2,319 | 10,499 | 81.6 | 22.1 |
| 6 | Bayelsa | 2,372 | 1,721 | 4,093 | 42.0 | 1,478 | 1,267 | 2,745 | 67.1 | 46.2 |
| 7 | Benue | 9,311 | 3,099 | 12,410 | 25.0 | 7,438 | 2,607 | 10,045 | 80.9 | 26.0 |
| 8 | Borno | 4,062 | 1,892 | 5,954 | 31.8 | 3,183 | 1,641 | 4,824 | 81.0 | 34.0 |
| 9 | Cross-River | 5,689 | 3,642 | 9,331 | 39.0 | 4,252 | 2,934 | 7,186 | 77.0 | 40.8 |
| 10 | Delta | 5,595 | 8,893 | 14,488 | 61.4 | 3,616 | 7,142 | 10,758 | 74.3 | 66.4 |
| 11 | Ebonyi | 4,045 | 2,380 | 6,425 | 37.0 | 3,138 | 1,963 | 5,101 | 79.4 | 38.5 |
| 12 | Edo | 4,227 | 4,323 | 8,550 | 50.6 | 2,422 | 3,106 | 5,528 | 64.7 | 56.2 |
| 13 | Ekiti | 2,713 | 3,875 | 6,588 | 58.8 | 2,030 | 3,432 | 5,462 | 82.9 | 62.8 |
| 14 | Enugu | 2,653 | 6,687 | 9,340 | 71.6 | 1,893 | 5,983 | 7,876 | 84.3 | 76.0 |
| 15 | FCT-Abuja | 5,041 | 4,447 | 9,488 | 46.9 | 4,199 | 3,872 | 8,071 | 85.1 | 48.0 |
| 16 | Gombe | 4,233 | 1,461 | 5,694 | 25.7 | 3,018 | 1,128 | 4,146 | 72.8 | 27.2 |
| 17 | Imo | 3,688 | 6,435 | 10,123 | 63.6 | 2,672 | 5,640 | 8,312 | 82.1 | 67.9 |
| 18 | Jigawa | 5,911 | 662 | 6,573 | 10.1 | 4,681 | 464 | 5,145 | 78.3 | 9.0 |
| 19 | Kaduna | 6,393 | 3,875 | 10,268 | 37.7 | 4,553 | 3,116 | 7,669 | 74.7 | 40.6 |
| 20 | Kano | 12,955 | 3,526 | 16,481 | 21.4 | 9,857 | 2,608 | 12,465 | 75.6 | 20.9 |
| 21 | Katsina | 5,971 | 1,120 | 7,091 | 15.8 | 4,379 | 792 | 5,171 | 72.9 | 15.3 |
| 22 | Kebbi | 3,904 | 1,367 | 5,271 | 25.9 | 2,719 | 966 | 3,685 | 69.9 | 26.2 |
| 23 | Kogi | 4,642 | 2,908 | 7,550 | 38.5 | 3,389 | 2,405 | 5,794 | 76.7 | 41.5 |
| 24 | Kwara | 7,088 | 7,157 | 14,245 | 50.2 | 5,256 | 5,966 | 11,222 | 78.8 | 53.2 |
| 25 | Lagos | 13,415 | 16,927 | 30,342 | 55.8 | 8,525 | 13,183 | 21,708 | 71.5 | 60.7 |
| 26 | Nasarawa | 5,400 | 2,456 | 7,856 | 31.3 | 4,074 | 1,871 | 5,945 | 75.7 | 31.5 |
| 27 | Niger | 6,920 | 3,079 | 9,999 | 30.8 | 5,022 | 2,356 | 7,378 | 73.8 | 31.9 |
| 28 | Ogun | 6,599 | 8,385 | 14,984 | 56.0 | 4,656 | 6,784 | 11,440 | 76.3 | 59.3 |
| 29 | Ondo | 5,896 | 5,413 | 11,309 | 47.9 | 4,481 | 4,669 | 9,150 | 80.9 | 51.0 |
| 30 | Osun | 6,455 | 6,689 | 13,144 | 50.9 | 4,316 | 5,260 | 9,576 | 72.9 | 54.9 |
| 31 | Oyo | 8,453 | 11,493 | 19,946 | 57.6 | 6,394 | 9,733 | 16,127 | 80.9 | 60.4 |
| 32 | Plateau | 8,374 | 3,634 | 12,008 | 30.3 | 6,573 | 3,038 | 9,611 | 80.0 | 31.6 |
| 33 | Rivers | 9,781 | 10,576 | 20,357 | 52.0 | 6,345 | 8,121 | 14,466 | 71.1 | 56.1 |
| 34 | Sokoto | 3,946 | 1,260 | 5,206 | 24.2 | 2,956 | 999 | 3,955 | 76.0 | 25.3 |
| 35 | Taraba | 5,215 | 1,785 | 7,000 | 25.5 | 3,822 | 1,353 | 5,175 | 73.9 | 26.1 |
| 36 | Yobe | 2,509 | 631 | 3,140 | 20.1 | 1,965 | 496 | 2,461 | 78.4 | 20.2 |
| 37 | Zamfara | 3,139 | 1,084 | 4,223 | 25.7 | 2,453 | 924 | 3,377 | 80.0 | 27.4 |
| Total | | 214,996 | 167,350 | 382,346 | 43.8 | 156,248 | 135,513 | 291,761 | 76.3 | 46.4 |

3.8.8 Statistics of Non-Teaching Staff in Public and Private Junior Secondary Schools by State and Gender

Table 3.30 Non-Teaching Staff in Public and Private Junior Secondary Schools by State and Gender 2017/2018

| S/N | State | Non- Teaching Staff in Public JSS | | | Non- Teaching Staff in Private JSS | | | Total | | |
|--------------|-----------------|-----------------------------------|---------------|---------------|------------------------------------|---------------|---------------|---------------|---------------|---------------|
| | | Male | Female | Total | Male | Female | Total | Male | Female | Total |
| 1 | Abia | 163 | 226 | 389 | 258 | 438 | 696 | 421 | 664 | 1,085 |
| 2 | Adamawa | 443 | 342 | 785 | 296 | 225 | 521 | 739 | 567 | 1,306 |
| 3 | Akwa- Ibom | 585 | 413 | 998 | 533 | 724 | 1,257 | 1,118 | 1,137 | 2,255 |
| 4 | Anambra | 146 | 258 | 404 | 383 | 697 | 1,080 | 529 | 955 | 1,484 |
| 5 | Bauchi | 692 | 152 | 844 | 268 | 204 | 472 | 960 | 356 | 1,316 |
| 6 | Bayelsa | 512 | 574 | 1,086 | 151 | 421 | 572 | 663 | 995 | 1,658 |
| 7 | Benue | 171 | 135 | 306 | 404 | 353 | 757 | 575 | 488 | 1,063 |
| 8 | Borno | 82 | 32 | 114 | 284 | 212 | 496 | 366 | 244 | 610 |
| 9 | Cross- River | 614 | 355 | 969 | 449 | 486 | 935 | 1,063 | 841 | 1,904 |
| 10 | Delta | 1,012 | 713 | 1,725 | 492 | 888 | 1,380 | 1,504 | 1,601 | 3,105 |
| 11 | Ebonyi | 348 | 338 | 686 | 206 | 264 | 470 | 554 | 602 | 1,156 |
| 12 | Edo | 24 | 50 | 74 | 366 | 731 | 1,097 | 390 | 781 | 1,171 |
| 13 | Ekiti | 641 | 630 | 1,271 | 227 | 288 | 515 | 868 | 918 | 1,786 |
| 14 | Enugu | 426 | 306 | 732 | 205 | 451 | 656 | 631 | 757 | 1,388 |
| 15 | Fct-Abuja | 460 | 270 | 730 | 833 | 945 | 1,778 | 1,293 | 1,215 | 2,508 |
| 16 | Gombe | 384 | 142 | 526 | 143 | 176 | 319 | 527 | 318 | 845 |
| 17 | Imo | 283 | 245 | 528 | 298 | 473 | 771 | 581 | 718 | 1,299 |
| 18 | Jigawa | 454 | 77 | 531 | 42 | 58 | 100 | 496 | 135 | 631 |
| 19 | Kaduna | 600 | 207 | 807 | 592 | 772 | 1,364 | 1,192 | 979 | 2,171 |
| 20 | Kano | 1,045 | 260 | 1,305 | 338 | 424 | 762 | 1,383 | 684 | 2,067 |
| 21 | Katsina | 725 | 290 | 1,015 | 233 | 107 | 340 | 958 | 397 | 1,355 |
| 22 | Kebbi | 522 | 348 | 870 | 129 | 125 | 254 | 651 | 473 | 1,124 |
| 23 | Kogi | 210 | 151 | 361 | 242 | 270 | 512 | 452 | 421 | 873 |
| 24 | Kwara | 565 | 569 | 1,134 | 363 | 592 | 955 | 928 | 1,161 | 2,089 |
| 25 | Lagos | 353 | 599 | 952 | 1,596 | 3,617 | 5,213 | 1,949 | 4,216 | 6,165 |
| 26 | Nasarawa | 99 | 71 | 170 | 352 | 410 | 762 | 451 | 481 | 932 |
| 27 | Niger | 375 | 198 | 573 | 504 | 797 | 1,301 | 879 | 995 | 1,874 |
| 28 | Ogun | 534 | 592 | 1,126 | 872 | 1,352 | 2,224 | 1,406 | 1,944 | 3,350 |
| 29 | Ondo | 1,097 | 815 | 1,912 | 226 | 301 | 527 | 1,323 | 1,116 | 2,439 |
| 30 | Osun | 378 | 264 | 642 | 323 | 638 | 961 | 701 | 902 | 1,603 |
| 31 | Oyo | 829 | 878 | 1,707 | 467 | 829 | 1,296 | 1,296 | 1,707 | 3,003 |
| 32 | Plateau | 441 | 240 | 681 | 673 | 785 | 1,458 | 1,114 | 1,025 | 2,139 |
| 33 | Rivers | 980 | 1,100 | 2,080 | 846 | 2,319 | 3,165 | 1,826 | 3,419 | 5,245 |
| 34 | Sokoto | 279 | 102 | 381 | 145 | 141 | 286 | 424 | 243 | 667 |
| 35 | Taraba | 328 | 314 | 642 | 251 | 268 | 519 | 579 | 582 | 1,161 |
| 36 | Yobe | 41 | 16 | 57 | 87 | 77 | 164 | 128 | 93 | 221 |
| 37 | Zamfara | 1,039 | 504 | 1,543 | 131 | 104 | 235 | 1,170 | 608 | 1,778 |
| Total | | 17,880 | 12,776 | 30,656 | 14,208 | 21,962 | 36,170 | 32,088 | 34,738 | 66,826 |

3.9 Statistics on Classrooms

3.9.1 Number and Condition of Classrooms by State in Public Junior Secondary Schools

Table 3.31 Number and Condition of Classrooms by State in Public Junior Secondary Schools 2017/18

| S/N | State | No. in Good Condition | | | Total Good | No. not in Good Condition | | | Total Bad | Total Number of Classroom |
|--------------|-------------|-----------------------|---------------|---------------|---------------|---------------------------|---------------|---------------|---------------|---------------------------|
| | | JSS. 1 | JSS. 2 | JSS. 3 | | JSS. 1 | JSS. 2 | JSS. 3 | | |
| 1 | Abia | 194 | 199 | 187 | 580 | 215 | 203 | 198 | 616 | 1,196 |
| 2 | Adamawa | 386 | 432 | 440 | 1,258 | 496 | 446 | 393 | 1,335 | 2,593 |
| 3 | Akwa-Ibom | 666 | 606 | 573 | 1,845 | 442 | 468 | 460 | 1,370 | 3,215 |
| 4 | Anambra | 435 | 381 | 478 | 1,294 | 283 | 310 | 264 | 857 | 2,151 |
| 5 | Bauchi | 598 | 651 | 596 | 1,845 | 409 | 353 | 313 | 1,075 | 2,920 |
| 6 | Bayelsa | 102 | 105 | 104 | 311 | 93 | 89 | 91 | 273 | 584 |
| 7 | Benue | 437 | 470 | 488 | 1,395 | 312 | 290 | 274 | 876 | 2,271 |
| 8 | Borno | 244 | 271 | 260 | 775 | 217 | 188 | 164 | 569 | 1,344 |
| 9 | Cross-River | 326 | 331 | 308 | 965 | 208 | 223 | 209 | 640 | 1,605 |
| 10 | Delta | 569 | 561 | 564 | 1,694 | 372 | 385 | 353 | 1,110 | 2,804 |
| 11 | Ebonyi | 289 | 292 | 292 | 873 | 265 | 282 | 267 | 814 | 1,687 |
| 12 | Edo | 309 | 286 | 286 | 881 | 270 | 265 | 252 | 787 | 1,668 |
| 13 | Ekiti | 252 | 255 | 257 | 764 | 233 | 237 | 211 | 681 | 1,445 |
| 14 | Enugu | 309 | 274 | 283 | 866 | 275 | 277 | 287 | 839 | 1,705 |
| 15 | Fct-Abuja | 507 | 492 | 500 | 1,499 | 197 | 171 | 142 | 510 | 2,009 |
| 16 | Gombe | 315 | 354 | 301 | 970 | 182 | 156 | 147 | 485 | 1,455 |
| 17 | Imo | 840 | 843 | 827 | 2,510 | 811 | 802 | 807 | 2,420 | 4,930 |
| 18 | Jigawa | 650 | 639 | 541 | 1,830 | 148 | 143 | 128 | 419 | 2,249 |
| 19 | Kaduna | 398 | 455 | 470 | 1,323 | 427 | 432 | 378 | 1,237 | 2,560 |
| 20 | Kano | 1,502 | 1,523 | 1,427 | 4,452 | 467 | 391 | 349 | 1,207 | 5,659 |
| 21 | Katsina | 590 | 630 | 595 | 1,815 | 344 | 296 | 276 | 916 | 2,731 |
| 22 | Kebbi | 299 | 300 | 311 | 910 | 311 | 296 | 278 | 885 | 1,795 |
| 23 | Kogi | 295 | 286 | 274 | 855 | 265 | 238 | 231 | 734 | 1,589 |
| 24 | Kwara | 459 | 421 | 391 | 1,271 | 346 | 373 | 393 | 1,112 | 2,383 |
| 25 | Lagos | 1,060 | 1,088 | 981 | 3,129 | 407 | 289 | 180 | 876 | 4,005 |
| 26 | Nasarawa | 240 | 216 | 246 | 702 | 187 | 199 | 193 | 579 | 1,281 |
| 27 | Niger | 363 | 392 | 406 | 1,161 | 406 | 378 | 379 | 1,163 | 2,324 |
| 28 | Ogun | 551 | 530 | 553 | 1,634 | 318 | 324 | 261 | 903 | 2,537 |
| 29 | Ondo | 364 | 343 | 338 | 1,045 | 527 | 542 | 527 | 1,596 | 2,641 |
| 30 | Osun | 467 | 468 | 473 | 1,408 | 450 | 430 | 383 | 1,263 | 2,671 |
| 31 | Oyo | 694 | 682 | 747 | 2,123 | 655 | 700 | 676 | 2,031 | 4,154 |
| 32 | Plateau | 262 | 274 | 263 | 799 | 178 | 167 | 168 | 513 | 1,312 |
| 33 | Rivers | 332 | 311 | 311 | 954 | 312 | 325 | 315 | 952 | 1,906 |
| 34 | Sokoto | 302 | 245 | 210 | 757 | 189 | 186 | 158 | 533 | 1,290 |
| 35 | Taraba | 258 | 263 | 262 | 783 | 206 | 219 | 191 | 616 | 1,399 |
| 36 | Yobe | 188 | 190 | 200 | 578 | 128 | 108 | 85 | 321 | 899 |
| 37 | Zamfara | 208 | 221 | 226 | 655 | 175 | 163 | 153 | 491 | 1,146 |
| Total | | 16,260 | 16,280 | 15,969 | 48,509 | 11,726 | 11,344 | 10,534 | 33,604 | 82,113 |

3.9.2 Pupil Classroom Ratio and Pupil Teacher Ratio in Public Junior Secondary School

Table 3.32 Pupil Classroom Ratio and Pupil Teacher Ratio in Public Junior Secondary School: 2017/18

| S/N | State | Good Classroom | Total Number of Classroom | Qualified Teachers | Total Teachers | JSS ENROLMENT IN PUBLIC SCH. | PUPIL - GOOD CLASSROOM RATIO | PUPIL-CLASSROOM RATIO | Pupil-Qualified Teacher Ratio (PQTR) | Pupil-Teachers Ratio (PTR) |
|-----|--------------|----------------|---------------------------|--------------------|----------------|------------------------------|------------------------------|-----------------------|--------------------------------------|----------------------------|
| 1 | Abia | 580 | 1,196 | 2,839 | 3,334 | 33,659 | 58 | 28 | 12 | 10 |
| 2 | Adamawa | 1,258 | 2,593 | 7,024 | 8,492 | 131,018 | 104 | 51 | 19 | 15 |
| 3 | Akwa-Ibom | 1,845 | 3,215 | 3,933 | 5,773 | 238,945 | 130 | 74 | 61 | 41 |
| 4 | Anambra | 1,294 | 2,151 | 4,614 | 5,568 | 93,455 | 72 | 43 | 20 | 17 |
| 5 | Bauchi | 1,845 | 2,920 | 9,074 | 10,484 | 172,238 | 93 | 59 | 19 | 16 |
| 6 | Bayelsa | 311 | 584 | 1,579 | 1,941 | 32,790 | 105 | 56 | 21 | 17 |
| 7 | Benue | 1,395 | 2,271 | 5,684 | 6,511 | 73,066 | 52 | 32 | 13 | 11 |
| 8 | Borno | 775 | 1,344 | 3,859 | 4,497 | 93,867 | 121 | 70 | 24 | 21 |
| 9 | Cross-River | 965 | 1,605 | 4,187 | 5,090 | 72,333 | 75 | 45 | 17 | 14 |
| 10 | Delta | 1,694 | 2,804 | 6,911 | 8,288 | 157,567 | 93 | 56 | 23 | 19 |
| 11 | Ebonyi | 873 | 1,687 | 3,076 | 3,319 | 88,095 | 101 | 52 | 29 | 27 |
| 12 | Edo | 881 | 1,668 | 2,514 | 3,215 | 108,518 | 123 | 65 | 43 | 34 |
| 13 | Ekiti | 764 | 1,445 | 4,118 | 4,346 | 52,543 | 69 | 36 | 13 | 12 |
| 14 | Enugu | 866 | 1,705 | 5,986 | 6,732 | 70,998 | 82 | 42 | 12 | 11 |
| 15 | Fct-Abuja | 1,499 | 2,009 | 6,097 | 6,956 | 133,253 | 89 | 66 | 22 | 19 |
| 16 | Gombe | 970 | 1,455 | 3,295 | 4,222 | 94,945 | 98 | 65 | 29 | 22 |
| 17 | Imo | 2,510 | 4,930 | 5,368 | 6,096 | 375,115 | 149 | 76 | 70 | 62 |
| 18 | Jigawa | 1,830 | 2,249 | 4,973 | 6,324 | 157,423 | 86 | 70 | 32 | 25 |
| 19 | Kaduna | 1,323 | 2,560 | 4,733 | 5,369 | 270,583 | 205 | 106 | 57 | 50 |
| 20 | Kano | 4,452 | 5,659 | 9,633 | 12,066 | 402,941 | 91 | 71 | 42 | 33 |
| 21 | Katsina | 1,815 | 2,731 | 4,077 | 5,455 | 290,796 | 160 | 106 | 71 | 53 |
| 22 | Kebbi | 910 | 1,795 | 3,131 | 4,226 | 132,437 | 146 | 74 | 42 | 31 |
| 23 | Kogi | 855 | 1,589 | 3,968 | 4,502 | 39,909 | 47 | 25 | 10 | 9 |
| 24 | Kwara | 1,271 | 2,383 | 8,994 | 10,787 | 108,120 | 85 | 45 | 12 | 10 |
| 25 | Lagos | 3,129 | 4,005 | 9,026 | 10,158 | 363,631 | 116 | 91 | 40 | 36 |
| 26 | Nasarawa | 702 | 1,281 | 2,690 | 3,060 | 67,087 | 96 | 52 | 25 | 22 |
| 27 | Niger | 1,161 | 2,324 | 4,835 | 5,907 | 170,331 | 147 | 73 | 35 | 29 |
| 28 | Ogun | 1,634 | 2,537 | 6,790 | 7,815 | 222,154 | 136 | 88 | 33 | 28 |
| 29 | Ondo | 1,045 | 2,641 | 6,778 | 7,587 | 124,943 | 120 | 47 | 18 | 16 |
| 30 | Osun | 1,408 | 2,671 | 6,144 | 7,985 | 110,802 | 79 | 41 | 18 | 14 |
| 31 | Oyo | 2,123 | 4,154 | 10,108 | 11,392 | 207,230 | 98 | 50 | 21 | 18 |
| 32 | Plateau | 799 | 1,312 | 3,612 | 4,267 | 54,137 | 68 | 41 | 15 | 13 |
| 33 | Rivers | 954 | 1,906 | 9,973 | 12,618 | 111,919 | 117 | 59 | 11 | 9 |
| 34 | Sokoto | 757 | 1,290 | 3,398 | 4,421 | 100,074 | 132 | 78 | 29 | 23 |
| 35 | Taraba | 783 | 1,399 | 3,573 | 4,213 | 51,617 | 66 | 37 | 14 | 12 |
| 36 | Yobe | 578 | 899 | 1,845 | 2,258 | 90,604 | 157 | 101 | 49 | 40 |
| 37 | Zamfara | 655 | 1,146 | 2,767 | 3,213 | 89,950 | 137 | 78 | 33 | 28 |
| | Total | 48,509 | 82,113 | 191,206 | 228,487 | 5,189,093 | 107 | 63 | 27 | 23 |

3.9.3 Pupil Classroom Ratio and Pupil Teacher Ratio in Private Junior Secondary School

Table 3.33 Pupil Classroom Ratio and Pupil Teachers Ratio in Private Junior Secondary School: 2017/18

| S/N | State | Total Good | Total Number of Classroom | Qualified Teachers | Total Teachers | JSS ENROLMENT IN PRIVATE SCH. | PUPIL - GOOD CLASSROOM RATIO | PUPIL-CLASSROOM RATIO | Pupil- Qualified Teacher Ratio (PQTR) | Pupil- Teachers Ratio (PTR) |
|-----|--------------|---------------|---------------------------|--------------------|----------------|-------------------------------|------------------------------|-----------------------|---------------------------------------|-----------------------------|
| 1 | Abia | 1,790 | 2,076 | 3,023 | 4,804 | 51,833 | 29 | 25 | 17 | 11 |
| 2 | Adamawa | 779 | 861 | 1235 | 1967 | 21,464 | 28 | 25 | 17 | 11 |
| 3 | Akwa-Ibom | 1,651 | 1,999 | 2,439 | 3,902 | 88,461 | 54 | 44 | 36 | 23 |
| 4 | Anambra | 2,351 | 2,712 | 4,581 | 6,157 | 70,049 | 30 | 26 | 15 | 11 |
| 5 | Bauchi | 643 | 769 | 1425 | 2388 | 24,668 | 38 | 32 | 17 | 10 |
| 6 | Bayelsa | 954 | 1,001 | 1,166 | 2,152 | 17,057 | 18 | 17 | 15 | 8 |
| 7 | Benue | 2,505 | 2,955 | 4,361 | 5,899 | 91,419 | 36 | 31 | 21 | 15 |
| 8 | Borno | 565 | 611 | 965 | 1457 | 19,344 | 34 | 32 | 20 | 13 |
| 9 | Cross-River | 1,501 | 1,701 | 2,999 | 4,241 | 45,808 | 31 | 27 | 15 | 11 |
| 10 | Delta | 2,891 | 2,976 | 3,847 | 6,200 | 58,582 | 20 | 20 | 15 | 9 |
| 11 | Ebonyi | 1,933 | 2,146 | 2,025 | 3,106 | 47,028 | 24 | 22 | 23 | 15 |
| 12 | Edo | 2,587 | 2,657 | 3,014 | 5,335 | 68,274 | 26 | 26 | 23 | 13 |
| 13 | Ekiti | 864 | 912 | 1344 | 2242 | 13,003 | 15 | 14 | 10 | 6 |
| 14 | Enugu | 932 | 1,008 | 1,890 | 2,608 | 27,866 | 30 | 28 | 15 | 11 |
| 15 | FCT-Abuja | 931 | 953 | 1974 | 2532 | 15,402 | 17 | 16 | 8 | 6 |
| 16 | Gombe | 557 | 596 | 851 | 1472 | 17,630 | 32 | 30 | 21 | 12 |
| 17 | Imo | 1,606 | 1,927 | 2,944 | 4,027 | 67,237 | 42 | 35 | 23 | 17 |
| 18 | Jigawa | 125 | 139 | 172 | 249 | 3,885 | 31 | 28 | 23 | 16 |
| 19 | Kaduna | 1,928 | 1,991 | 2,936 | 4,899 | 50,386 | 26 | 25 | 17 | 10 |
| 20 | Kano | 1,786 | 1,837 | 2,832 | 4,415 | 50,020 | 28 | 27 | 18 | 11 |
| 21 | Katsina | 1,068 | 1,191 | 1,094 | 1,636 | 53,253 | 50 | 45 | 49 | 33 |
| 22 | Kebbi | 312 | 321 | 554 | 1045 | 11,070 | 35 | 34 | 20 | 11 |
| 23 | Kogi | 1,232 | 1,465 | 1,826 | 3,048 | 37,541 | 30 | 26 | 21 | 12 |
| 24 | Kwara | 1,260 | 1,307 | 2,228 | 3,458 | 25,449 | 20 | 19 | 11 | 7 |
| 25 | Lagos | 8,944 | 9,101 | 12,682 | 20,184 | 147,011 | 16 | 16 | 12 | 7 |
| 26 | Nasarawa | 1,987 | 2,099 | 3,255 | 4,796 | 48,912 | 25 | 23 | 15 | 10 |
| 27 | Niger | 1,597 | 1,628 | 2,543 | 4,092 | 31,875 | 20 | 20 | 13 | 8 |
| 28 | Ogun | 4,310 | 4,373 | 4,650 | 7,169 | 82,735 | 19 | 19 | 18 | 12 |
| 29 | Ondo | 1,250 | 1,383 | 2,372 | 3,722 | 33,330 | 27 | 24 | 14 | 9 |
| 30 | Osun | 2,083 | 2,189 | 3,432 | 5,159 | 42,680 | 20 | 19 | 12 | 8 |
| 31 | Oyo | 3,726 | 3,822 | 6,019 | 8,554 | 72,914 | 20 | 19 | 12 | 9 |
| 32 | Plateau | 2,333 | 2,854 | 5,999 | 7,741 | 85,009 | 36 | 30 | 14 | 11 |
| 33 | Rivers | 2,482 | 2,584 | 4,493 | 7,739 | 51,439 | 21 | 20 | 11 | 7 |
| 34 | Sokoto | 309 | 323 | 557 | 785 | 8,647 | 28 | 27 | 16 | 11 |
| 35 | Taraba | 2,352 | 2,567 | 1,602 | 2,787 | 46,124 | 20 | 18 | 29 | 17 |
| 36 | Yobe | 281 | 291 | 616 | 882 | 10,810 | 38 | 37 | 18 | 12 |
| 37 | Zamfara | 577 | 590 | 610 | 1010 | 14,645 | 25 | 25 | 24 | 15 |
| | Total | 64,982 | 69,915 | 100,555 | 153,859 | 1,652,860 | 25 | 24 | 16 | 11 |

3.9.4 Pupil Classroom Ratio and Pupil Teacher Ratio in Public and Private Junior Secondary School

Table 3.34 Pupil Classroom Ratio and Pupil Teacher Ratio in Public and Private Junior Secondary School: 2017/18

| S/N | State | Total Good | Total Number of Classroom | Qualified Teacher | Total Teachers | JSS ENROLMENT IN PUBLIC AND PRIVATE SCH. | PUPIL -GOOD CLASSROOM RATIO | PUPIL-CLASSROOM RATIO | Pupil-Qualified Teacher Ratio (PQTR) | Pupil-Teachers Ratio (PTR) |
|--------------|-------------|---------------|---------------------------|-------------------|----------------|--|-----------------------------|-----------------------|--------------------------------------|----------------------------|
| 1 | Abia | 2370 | 3272 | 5862 | 8138 | 85,492 | 36 | 26 | 15 | 11 |
| 2 | Adamawa | 2037 | 3454 | 8259 | 10459 | 152,482 | 75 | 44 | 18 | 15 |
| 3 | Akwa-Ibom | 3496 | 5214 | 6372 | 9675 | 327,406 | 94 | 63 | 51 | 34 |
| 4 | Anambra | 3645 | 4863 | 9195 | 11725 | 163,504 | 45 | 34 | 18 | 14 |
| 5 | Bauchi | 2488 | 3689 | 10499 | 12872 | 196,906 | 79 | 53 | 19 | 15 |
| 6 | Bayelsa | 1265 | 1585 | 2745 | 4093 | 49,847 | 39 | 31 | 18 | 12 |
| 7 | Benue | 3900 | 5226 | 10045 | 12410 | 164,485 | 42 | 31 | 16 | 13 |
| 8 | Borno | 1340 | 1955 | 4824 | 5954 | 113,211 | 84 | 58 | 23 | 19 |
| 9 | Cross-River | 2466 | 3306 | 7186 | 9331 | 118,141 | 48 | 36 | 16 | 13 |
| 10 | Delta | 4585 | 5780 | 10758 | 14488 | 216,149 | 47 | 37 | 20 | 15 |
| 11 | Ebonyi | 2806 | 3833 | 5101 | 6425 | 135,123 | 48 | 35 | 26 | 21 |
| 12 | Edo | 3468 | 4325 | 5528 | 8550 | 176,792 | 51 | 41 | 32 | 21 |
| 13 | Ekiti | 1628 | 2357 | 5462 | 6588 | 65,546 | 40 | 28 | 12 | 10 |
| 14 | Enugu | 1798 | 2713 | 7876 | 9340 | 98,864 | 55 | 36 | 13 | 11 |
| 15 | FCT-Abuja | 2430 | 2962 | 8071 | 9488 | 148,655 | 61 | 50 | 18 | 16 |
| 16 | Gombe | 1527 | 2051 | 4146 | 5694 | 112,575 | 74 | 55 | 27 | 20 |
| 17 | Imo | 4116 | 6857 | 8312 | 10123 | 442,352 | 107 | 65 | 53 | 44 |
| 18 | Jigawa | 1955 | 2388 | 5145 | 6573 | 161,308 | 83 | 68 | 31 | 25 |
| 19 | Kaduna | 3251 | 4551 | 7669 | 10268 | 320,969 | 99 | 71 | 42 | 31 |
| 20 | Kano | 6238 | 7496 | 12465 | 16481 | 452,961 | 73 | 60 | 36 | 27 |
| 21 | Katsina | 2883 | 3922 | 5171 | 7091 | 344,049 | 119 | 88 | 67 | 49 |
| 22 | Kebbi | 1222 | 2116 | 3685 | 5271 | 143,507 | 117 | 68 | 39 | 27 |
| 23 | Kogi | 2087 | 3054 | 5794 | 7550 | 77,450 | 37 | 25 | 13 | 10 |
| 24 | Kwara | 2531 | 3690 | 11222 | 14245 | 133,569 | 53 | 36 | 12 | 9 |
| 25 | Lagos | 12073 | 13106 | 21708 | 30342 | 510,642 | 42 | 39 | 24 | 17 |
| 26 | Nasarawa | 2689 | 3380 | 5945 | 7856 | 115,999 | 43 | 34 | 20 | 15 |
| 27 | Niger | 2758 | 3952 | 7378 | 9999 | 202,206 | 73 | 51 | 27 | 20 |
| 28 | Ogun | 5944 | 6910 | 11440 | 14984 | 304,889 | 51 | 44 | 27 | 20 |
| 29 | Ondo | 2295 | 4024 | 9150 | 11309 | 158,273 | 69 | 39 | 17 | 14 |
| 30 | Osun | 3491 | 4860 | 9576 | 13144 | 153,482 | 44 | 32 | 16 | 12 |
| 31 | Oyo | 5849 | 7976 | 16127 | 19946 | 280,144 | 48 | 35 | 17 | 14 |
| 32 | Plateau | 3132 | 4166 | 9611 | 12008 | 139,146 | 44 | 33 | 14 | 12 |
| 33 | Rivers | 3436 | 4490 | 14466 | 20357 | 163,358 | 48 | 36 | 11 | 8 |
| 34 | Sokoto | 1066 | 1613 | 3955 | 5206 | 108,721 | 102 | 67 | 27 | 21 |
| 35 | Taraba | 3135 | 3966 | 5175 | 7000 | 97,741 | 31 | 25 | 19 | 14 |
| 36 | Yobe | 859 | 1190 | 2461 | 3140 | 101,414 | 118 | 85 | 41 | 32 |
| 37 | Zamfara | 1232 | 1736 | 3377 | 4223 | 104,595 | 85 | 60 | 31 | 25 |
| Total | | 113491 | 152028 | 291761 | 382346 | 6,841,953 | 60 | 45 | 23 | 18 |

3.9.5 Number and Condition of Classrooms by State in Private Junior Secondary Schools

Table 3.35 Number and Condition of Classrooms by State in Private Junior Secondary Schools 2017/18

| S/N | State | No. in Good Condition | | | Total Good | No. not in Good Condition | | | Total Bad | Total Number of Classroom |
|--------------|-------------|-----------------------|---------------|---------------|---------------|---------------------------|--------------|--------------|--------------|---------------------------|
| | | JSS. 1 | JSS. 2 | JSS. 3 | | JSS. 1 | JSS. 2 | JSS. 3 | | |
| 1 | Abia | 629 | 592 | 569 | 1,790 | 93 | 90 | 103 | 286 | 2,076 |
| 2 | Adamawa | 298 | 263 | 218 | 779 | 34 | 23 | 25 | 82 | 861 |
| 3 | Akwa-Ibom | 576 | 546 | 529 | 1,651 | 126 | 105 | 117 | 348 | 1,999 |
| 4 | Anambra | 818 | 780 | 753 | 2,351 | 126 | 122 | 113 | 361 | 2,712 |
| 5 | Bauchi | 234 | 214 | 195 | 643 | 50 | 41 | 35 | 126 | 769 |
| 6 | Bayelsa | 338 | 325 | 291 | 954 | 24 | 11 | 12 | 47 | 1,001 |
| 7 | Benue | 887 | 849 | 769 | 2,505 | 149 | 168 | 133 | 450 | 2,955 |
| 8 | Borno | 200 | 189 | 176 | 565 | 23 | 11 | 12 | 46 | 611 |
| 9 | Cross-River | 534 | 505 | 462 | 1,501 | 64 | 69 | 67 | 200 | 1,701 |
| 10 | Delta | 1,007 | 973 | 911 | 2,891 | 28 | 28 | 29 | 85 | 2,976 |
| 11 | Ebonyi | 603 | 733 | 597 | 1,933 | 63 | 89 | 61 | 213 | 2,146 |
| 12 | Edo | 899 | 863 | 825 | 2,587 | 21 | 25 | 24 | 70 | 2,657 |
| 13 | Ekiti | 314 | 290 | 260 | 864 | 16 | 16 | 16 | 48 | 912 |
| 14 | Enugu | 322 | 317 | 293 | 932 | 26 | 27 | 23 | 76 | 1,008 |
| 15 | FCT-Abuja | 345 | 313 | 273 | 931 | 8 | 8 | 6 | 22 | 953 |
| 16 | Gombe | 197 | 186 | 174 | 557 | 14 | 13 | 12 | 39 | 596 |
| 17 | Imo | 565 | 535 | 506 | 1,606 | 110 | 117 | 94 | 321 | 1,927 |
| 18 | Jigawa | 45 | 42 | 38 | 125 | 6 | 5 | 3 | 14 | 139 |
| 19 | Kaduna | 669 | 648 | 611 | 1,928 | 25 | 22 | 16 | 63 | 1,991 |
| 20 | Kano | 633 | 596 | 557 | 1,786 | 19 | 16 | 16 | 51 | 1,837 |
| 21 | Katsina | 438 | 367 | 263 | 1,068 | 47 | 39 | 37 | 123 | 1,191 |
| 22 | Kebbi | 110 | 108 | 94 | 312 | 4 | 3 | 2 | 9 | 321 |
| 23 | Kogi | 435 | 417 | 380 | 1,232 | 85 | 78 | 70 | 233 | 1,465 |
| 24 | Kwara | 459 | 420 | 381 | 1,260 | 15 | 16 | 16 | 47 | 1,307 |
| 25 | Lagos | 3,041 | 3,001 | 2,902 | 8,944 | 58 | 46 | 53 | 157 | 9,101 |
| 26 | Nasarawa | 703 | 670 | 614 | 1,987 | 44 | 36 | 32 | 112 | 2,099 |
| 27 | Niger | 582 | 544 | 471 | 1,597 | 11 | 7 | 13 | 31 | 1,628 |
| 28 | Ogun | 1,466 | 1,437 | 1,407 | 4,310 | 21 | 22 | 20 | 63 | 4,373 |
| 29 | Ondo | 450 | 419 | 381 | 1,250 | 39 | 47 | 47 | 133 | 1,383 |
| 30 | Osun | 729 | 695 | 659 | 2,083 | 38 | 37 | 31 | 106 | 2,189 |
| 31 | Oyo | 1,290 | 1,243 | 1,193 | 3,726 | 31 | 35 | 30 | 96 | 3,822 |
| 32 | Plateau | 810 | 802 | 721 | 2,333 | 234 | 156 | 131 | 521 | 2,854 |
| 33 | Rivers | 851 | 824 | 807 | 2,482 | 38 | 33 | 31 | 102 | 2,584 |
| 34 | Sokoto | 114 | 101 | 94 | 309 | 4 | 5 | 5 | 14 | 323 |
| 35 | Taraba | 806 | 823 | 723 | 2,352 | 91 | 55 | 69 | 215 | 2,567 |
| 36 | Yobe | 104 | 93 | 84 | 281 | 4 | 4 | 2 | 10 | 291 |
| 37 | Zamfara | 210 | 192 | 175 | 577 | 7 | 4 | 2 | 13 | 590 |
| Total | | 22,711 | 21,915 | 20,356 | 64,982 | 1,796 | 1,629 | 1,508 | 4,933 | 69,915 |

3.9.6 Number and Condition of Classrooms by State in Public and Private Junior Secondary Schools

Table 3.36 Number and Condition of Classrooms by State in Public and Private Junior Secondary Schools 2017/18

| S/N | State | No. in Good Condition | | | Total Good | No. not in Good Condition | | | Total Bad | Total Number of Classroom |
|--------------|-------------|-----------------------|--------|--------|------------|---------------------------|--------|--------|-----------|---------------------------|
| | | JSS. 1 | JSS. 2 | JSS. 3 | | JSS. 1 | JSS. 2 | JSS. 3 | | |
| 1 | Abia | 823 | 791 | 756 | 2370 | 308 | 293 | 301 | 902 | 3272 |
| 2 | Adamawa | 684 | 695 | 658 | 2037 | 530 | 469 | 418 | 1417 | 3454 |
| 3 | Akwa-Ibom | 1242 | 1152 | 1102 | 3496 | 568 | 573 | 577 | 1718 | 5214 |
| 4 | Anambra | 1253 | 1161 | 1231 | 3645 | 409 | 432 | 377 | 1218 | 4863 |
| 5 | Bauchi | 832 | 865 | 791 | 2488 | 459 | 394 | 348 | 1201 | 3689 |
| 6 | Bayelsa | 440 | 430 | 395 | 1265 | 117 | 100 | 103 | 320 | 1585 |
| 7 | Benue | 1324 | 1319 | 1257 | 3900 | 461 | 458 | 407 | 1326 | 5226 |
| 8 | Borno | 444 | 460 | 436 | 1340 | 240 | 199 | 176 | 615 | 1955 |
| 9 | Cross-River | 860 | 836 | 770 | 2466 | 272 | 292 | 276 | 840 | 3306 |
| 10 | Delta | 1576 | 1534 | 1475 | 4585 | 400 | 413 | 382 | 1195 | 5780 |
| 11 | Ebonyi | 892 | 1025 | 889 | 2806 | 328 | 371 | 328 | 1027 | 3833 |
| 12 | Edo | 1208 | 1149 | 1111 | 3468 | 291 | 290 | 276 | 857 | 4325 |
| 13 | Ekiti | 566 | 545 | 517 | 1628 | 249 | 253 | 227 | 729 | 2357 |
| 14 | Enugu | 631 | 591 | 576 | 1798 | 301 | 304 | 310 | 915 | 2713 |
| 15 | FCT-Abuja | 852 | 805 | 773 | 2430 | 205 | 179 | 148 | 532 | 2962 |
| 16 | Gombe | 512 | 540 | 475 | 1527 | 196 | 169 | 159 | 524 | 2051 |
| 17 | Imo | 1405 | 1378 | 1333 | 4116 | 921 | 919 | 901 | 2741 | 6857 |
| 18 | Jigawa | 695 | 681 | 579 | 1955 | 154 | 148 | 131 | 433 | 2388 |
| 19 | Kaduna | 1067 | 1103 | 1081 | 3251 | 452 | 454 | 394 | 1300 | 4551 |
| 20 | Kano | 2135 | 2119 | 1984 | 6238 | 486 | 407 | 365 | 1258 | 7496 |
| 21 | Katsina | 1028 | 997 | 858 | 2883 | 391 | 335 | 313 | 1039 | 3922 |
| 22 | Kebbi | 409 | 408 | 405 | 1222 | 315 | 299 | 280 | 894 | 2116 |
| 23 | Kogi | 730 | 703 | 654 | 2087 | 350 | 316 | 301 | 967 | 3054 |
| 24 | Kwara | 918 | 841 | 772 | 2531 | 361 | 389 | 409 | 1159 | 3690 |
| 25 | Lagos | 4101 | 4089 | 3883 | 12073 | 465 | 335 | 233 | 1033 | 13106 |
| 26 | Nasarawa | 943 | 886 | 860 | 2689 | 231 | 235 | 225 | 691 | 3380 |
| 27 | Niger | 945 | 936 | 877 | 2758 | 417 | 385 | 392 | 1194 | 3952 |
| 28 | Ogun | 2017 | 1967 | 1960 | 5944 | 339 | 346 | 281 | 966 | 6910 |
| 29 | Ondo | 814 | 762 | 719 | 2295 | 566 | 589 | 574 | 1729 | 4024 |
| 30 | Osun | 1196 | 1163 | 1132 | 3491 | 488 | 467 | 414 | 1369 | 4860 |
| 31 | Oyo | 1984 | 1925 | 1940 | 5849 | 686 | 735 | 706 | 2127 | 7976 |
| 32 | Plateau | 1072 | 1076 | 984 | 3132 | 412 | 323 | 299 | 1034 | 4166 |
| 33 | Rivers | 1183 | 1135 | 1118 | 3436 | 350 | 358 | 346 | 1054 | 4490 |
| 34 | Sokoto | 416 | 346 | 304 | 1066 | 193 | 191 | 163 | 547 | 1613 |
| 35 | Taraba | 1064 | 1086 | 985 | 3135 | 297 | 274 | 260 | 831 | 3966 |
| 36 | Yobe | 292 | 283 | 284 | 859 | 132 | 112 | 87 | 331 | 1190 |
| 37 | Zamfara | 418 | 413 | 401 | 1232 | 182 | 167 | 155 | 504 | 1736 |
| Total | | 38971 | 38195 | 36325 | 113491 | 13522 | 12973 | 12042 | 38537 | 152028 |

3.10 Internal efficiency

3.10.1 Number of Repeaters in Public Junior Secondary School by State, Class and Gender

Table 3.37 Number of Repeaters in Public Junior Secondary School by State , Class and Gender 2017/18

| S/N | State | JSS 1 | | | JSS 2 | | | JSS 3 | | | TOTAL | | |
|-----|--------------|---------------|---------------|---------------|---------------|---------------|---------------|---------------|---------------|---------------|---------------|---------------|----------------|
| | | M | F | Total | M | F | Total | M | F | Total | M | F | Total |
| 1 | Abia | 27 | 9 | 36 | 29 | 36 | 65 | 18 | 20 | 38 | 74 | 65 | 139 |
| 2 | Adamawa | 262 | 228 | 490 | 1,386 | 1,276 | 2,662 | 965 | 717 | 1,682 | 2,613 | 2,221 | 4,834 |
| 3 | Akwa-Ibom | 777 | 1,150 | 1,927 | 858 | 1,121 | 1,979 | 626 | 685 | 1,311 | 2,261 | 2,956 | 5,217 |
| 4 | Anambra | 198 | 184 | 382 | 283 | 215 | 498 | 197 | 143 | 340 | 678 | 542 | 1,220 |
| 5 | Bauchi | 253 | 253 | 506 | 335 | 303 | 638 | 224 | 211 | 435 | 812 | 767 | 1,579 |
| 6 | Bayelsa | 91 | 65 | 156 | 183 | 134 | 317 | 183 | 150 | 333 | 457 | 349 | 806 |
| 7 | Benue | 169 | 200 | 369 | 190 | 183 | 373 | 154 | 135 | 289 | 513 | 518 | 1,031 |
| 8 | Borno | 58 | 47 | 105 | 145 | 103 | 248 | 72 | 75 | 147 | 275 | 225 | 500 |
| 9 | Cross-River | 180 | 175 | 355 | 352 | 373 | 725 | 285 | 307 | 592 | 817 | 855 | 1,672 |
| 10 | Delta | 554 | 582 | 1,136 | 819 | 849 | 1,668 | 588 | 706 | 1,294 | 1,961 | 2,137 | 4,098 |
| 11 | Ebonyi | 79 | 97 | 176 | 197 | 233 | 430 | 156 | 149 | 305 | 432 | 479 | 911 |
| 12 | Edo | 181 | 184 | 365 | 233 | 195 | 428 | 107 | 118 | 225 | 521 | 497 | 1,018 |
| 13 | Ekiti | 317 | 294 | 611 | 395 | 323 | 718 | 125 | 112 | 237 | 837 | 729 | 1,566 |
| 14 | Enugu | 46 | 85 | 131 | 239 | 127 | 366 | 207 | 296 | 503 | 492 | 508 | 1,000 |
| 15 | Fct-Abuja | 375 | 333 | 708 | 507 | 441 | 948 | 392 | 372 | 764 | 1,274 | 1,146 | 2,420 |
| 16 | Gombe | 253 | 169 | 422 | 486 | 266 | 752 | 457 | 279 | 736 | 1,196 | 714 | 1,910 |
| 17 | Imo | 27 | 12 | 39 | 289 | 184 | 473 | 119 | 102 | 221 | 435 | 298 | 733 |
| 18 | Jigawa | 214 | 121 | 335 | 325 | 192 | 517 | 219 | 122 | 341 | 758 | 435 | 1,193 |
| 19 | Kaduna | 832 | 653 | 1,485 | 964 | 888 | 1,852 | 630 | 612 | 1,242 | 2,426 | 2,153 | 4,579 |
| 20 | Kano | 829 | 167 | 996 | 1,085 | 719 | 1,804 | 1,318 | 735 | 2,053 | 3,232 | 1,621 | 4,853 |
| 21 | Katsina | 1,034 | 329 | 1,363 | 2,195 | 1,158 | 3,353 | 1,589 | 730 | 2,319 | 4,818 | 2,217 | 7,035 |
| 22 | Kebbi | 1,138 | 497 | 1,635 | 1,391 | 756 | 2,147 | 1,213 | 1,176 | 2,389 | 3,742 | 2,429 | 6,171 |
| 23 | Kogi | 97 | 75 | 172 | 114 | 135 | 249 | 282 | 260 | 542 | 493 | 470 | 963 |
| 24 | Kwara | 31 | 68 | 99 | 114 | 179 | 293 | 69 | 58 | 127 | 214 | 305 | 519 |
| 25 | Lagos | 9,026 | 7,063 | 16,089 | 6,517 | 5,864 | 12,381 | 2,327 | 2,286 | 4,613 | 17,870 | 15,213 | 33,083 |
| 26 | Nasarawa | 138 | 149 | 287 | 504 | 361 | 865 | 395 | 315 | 710 | 1,037 | 825 | 1,862 |
| 27 | Niger | 582 | 394 | 976 | 1,138 | 737 | 1,875 | 1,138 | 744 | 1,882 | 2,858 | 1,875 | 4,733 |
| 28 | Ogun | 1,557 | 1,248 | 2,805 | 2,100 | 1,781 | 3,881 | 1,060 | 786 | 1,846 | 4,717 | 3,815 | 8,532 |
| 29 | Ondo | 609 | 699 | 1,308 | 900 | 776 | 1,676 | 519 | 520 | 1,039 | 2,028 | 1,995 | 4,023 |
| 30 | Osun | 259 | 271 | 530 | 498 | 479 | 977 | 190 | 185 | 375 | 947 | 935 | 1,882 |
| 31 | Oyo | 845 | 666 | 1,511 | 1,386 | 1,322 | 2,708 | 866 | 854 | 1,720 | 3,097 | 2,842 | 5,939 |
| 32 | Plateau | 74 | 93 | 167 | 299 | 235 | 534 | 180 | 179 | 359 | 553 | 507 | 1,060 |
| 33 | Rivers | 190 | 139 | 329 | 291 | 280 | 571 | 240 | 224 | 464 | 721 | 643 | 1,364 |
| 34 | Sokoto | 738 | 190 | 928 | 1,069 | 715 | 1,784 | 608 | 400 | 1,008 | 2,415 | 1,305 | 3,720 |
| 35 | Taraba | 87 | 84 | 171 | 277 | 246 | 523 | 153 | 123 | 276 | 517 | 453 | 970 |
| 36 | Yobe | 52 | 44 | 96 | 168 | 102 | 270 | 129 | 559 | 688 | 349 | 705 | 1,054 |
| 37 | Zamfara | 394 | 57 | 451 | 1,056 | 623 | 1,679 | 349 | 609 | 958 | 1,799 | 1,289 | 3,088 |
| | Total | 22,573 | 17,074 | 39,647 | 29,317 | 23,910 | 53,227 | 18,349 | 16,054 | 34,403 | 70,239 | 57,038 | 127,277 |

3.10.2 Number of Repeaters in Private Junior Secondary School by State, Class and Gender

Table 3.38 Number of Repeaters in Private Junior Secondary School by State. Class and Gender 2017/18

| S/N | State | JSS 1 | | | JSS 2 | | | JSS 3 | | | TOTAL | | |
|-------|-------------|-------|-------|-------|-------|-------|-------|-------|-------|-------|--------|--------|--------|
| | | M | F | Total | M | F | Total | M | F | Total | M | F | Total |
| 1 | Abia | 53 | 51 | 104 | 102 | 118 | 220 | 100 | 95 | 195 | 255 | 264 | 519 |
| 2 | Adamawa | 98 | 63 | 161 | 97 | 88 | 185 | 41 | 45 | 86 | 236 | 196 | 432 |
| 3 | Akwa-Ibom | 189 | 198 | 387 | 167 | 165 | 332 | 194 | 176 | 370 | 550 | 539 | 1,089 |
| 4 | Anambra | 235 | 172 | 407 | 280 | 207 | 487 | 101 | 86 | 187 | 616 | 465 | 1,081 |
| 5 | Bauchi | 149 | 156 | 305 | 176 | 172 | 348 | 76 | 59 | 135 | 401 | 387 | 788 |
| 6 | Bayelsa | 20 | 19 | 39 | 22 | 18 | 40 | 20 | 9 | 29 | 62 | 46 | 108 |
| 7 | Benue | 316 | 361 | 677 | 379 | 408 | 787 | 290 | 259 | 549 | 985 | 1,028 | 2,013 |
| 8 | Borno | 40 | 43 | 83 | 52 | 64 | 116 | 30 | 39 | 69 | 122 | 146 | 268 |
| 9 | Cross-River | 166 | 120 | 286 | 174 | 169 | 343 | 144 | 143 | 287 | 484 | 432 | 916 |
| 10 | Delta | 114 | 103 | 217 | 84 | 75 | 159 | 67 | 78 | 145 | 265 | 256 | 521 |
| 11 | Ebonyi | 68 | 77 | 145 | 76 | 69 | 145 | 60 | 62 | 122 | 204 | 208 | 412 |
| 12 | Edo | 158 | 98 | 256 | 134 | 131 | 265 | 115 | 117 | 232 | 407 | 346 | 753 |
| 13 | Ekiti | 22 | 13 | 35 | 29 | 32 | 61 | 29 | 20 | 49 | 80 | 65 | 145 |
| 14 | Enugu | 82 | 25 | 107 | 54 | 40 | 94 | 58 | 42 | 100 | 194 | 107 | 301 |
| 15 | FCT-Abuja | 24 | 18 | 42 | 40 | 43 | 83 | 7 | 8 | 15 | 71 | 69 | 140 |
| 16 | Gombe | 88 | 52 | 140 | 90 | 65 | 155 | 53 | 48 | 101 | 231 | 165 | 396 |
| 17 | Imo | 56 | 40 | 96 | 126 | 109 | 235 | 139 | 140 | 279 | 321 | 289 | 610 |
| 18 | Jigawa | 12 | 3 | 15 | 5 | 1 | 6 | 6 | 1 | 7 | 23 | 5 | 28 |
| 19 | Kaduna | 123 | 146 | 269 | 172 | 178 | 350 | 128 | 119 | 247 | 423 | 443 | 866 |
| 20 | Kano | 67 | 100 | 167 | 64 | 80 | 144 | 56 | 124 | 180 | 187 | 304 | 491 |
| 21 | Katsina | 76 | 69 | 145 | 109 | 99 | 208 | 112 | 117 | 229 | 297 | 285 | 582 |
| 22 | Kebbi | 39 | 44 | 83 | 56 | 84 | 140 | 49 | 55 | 104 | 144 | 183 | 327 |
| 23 | Kogi | 125 | 117 | 242 | 132 | 118 | 250 | 265 | 130 | 395 | 522 | 365 | 887 |
| 24 | Kwara | 52 | 42 | 94 | 25 | 25 | 50 | 43 | 34 | 77 | 120 | 101 | 221 |
| 25 | Lagos | 285 | 225 | 510 | 190 | 194 | 384 | 135 | 146 | 281 | 610 | 565 | 1,175 |
| 26 | Nasarawa | 123 | 120 | 243 | 163 | 165 | 328 | 108 | 110 | 218 | 394 | 395 | 789 |
| 27 | Niger | 104 | 68 | 172 | 92 | 103 | 195 | 41 | 37 | 78 | 237 | 208 | 445 |
| 28 | Ogun | 71 | 73 | 144 | 84 | 65 | 149 | 24 | 24 | 48 | 179 | 162 | 341 |
| 29 | Ondo | 37 | 43 | 80 | 50 | 57 | 107 | 32 | 35 | 67 | 119 | 135 | 254 |
| 30 | Osun | 39 | 44 | 83 | 61 | 73 | 134 | 55 | 48 | 103 | 155 | 165 | 320 |
| 31 | Oyo | 74 | 97 | 171 | 137 | 151 | 288 | 108 | 173 | 281 | 319 | 421 | 740 |
| 32 | Plateau | 267 | 262 | 529 | 446 | 442 | 888 | 483 | 378 | 861 | 1,196 | 1,082 | 2,278 |
| 33 | Rivers | 112 | 85 | 197 | 103 | 97 | 200 | 75 | 72 | 147 | 290 | 254 | 544 |
| 34 | Sokoto | 21 | 21 | 42 | 23 | 31 | 54 | 25 | 17 | 42 | 69 | 69 | 138 |
| 35 | Taraba | 102 | 94 | 196 | 133 | 112 | 245 | 70 | 81 | 151 | 305 | 287 | 592 |
| 36 | Yobe | 34 | 44 | 78 | 45 | 74 | 119 | 41 | 47 | 88 | 120 | 165 | 285 |
| 37 | Zamfara | 24 | 12 | 36 | 31 | 32 | 63 | 22 | 13 | 35 | 77 | 57 | 134 |
| Total | | 3,665 | 3,318 | 6,983 | 4,203 | 4,154 | 8,357 | 3,402 | 3,187 | 6,589 | 11,270 | 10,659 | 21,929 |

3.10.3 Number of Repeaters in Public and Private Junior Secondary School by State, Class and Gender

Table 3.39 Number of Repeaters in Public and Private Junior Secondary School by State. Class and Gender 2017/18

| S/N | State | JSS 1 | | | JSS 2 | | | JSS 3 | | | TOTAL | | |
|-------|-------------|-------|-------|-------|-------|-------|-------|-------|-------|-------|-------|-------|--------|
| | | M | F | Total | M | F | Total | M | F | Total | M | F | Total |
| 1 | Abia | 80 | 60 | 140 | 131 | 154 | 285 | 118 | 115 | 233 | 329 | 329 | 658 |
| 2 | Adamawa | 360 | 291 | 651 | 1483 | 1364 | 2847 | 1006 | 762 | 1768 | 2849 | 2417 | 5266 |
| 3 | Akwa-Ibom | 966 | 1348 | 2314 | 1025 | 1286 | 2311 | 820 | 861 | 1681 | 2811 | 3495 | 6306 |
| 4 | Anambra | 433 | 356 | 789 | 563 | 422 | 985 | 298 | 229 | 527 | 1294 | 1007 | 2301 |
| 5 | Bauchi | 402 | 409 | 811 | 511 | 475 | 986 | 300 | 270 | 570 | 1213 | 1154 | 2367 |
| 6 | Bayelsa | 111 | 84 | 195 | 205 | 152 | 357 | 203 | 159 | 362 | 519 | 395 | 914 |
| 7 | Benue | 485 | 561 | 1046 | 569 | 591 | 1160 | 444 | 394 | 838 | 1498 | 1546 | 3044 |
| 8 | Borno | 98 | 90 | 188 | 197 | 167 | 364 | 102 | 114 | 216 | 397 | 371 | 768 |
| 9 | Cross-River | 346 | 295 | 641 | 526 | 542 | 1068 | 429 | 450 | 879 | 1301 | 1287 | 2588 |
| 10 | Delta | 668 | 685 | 1353 | 903 | 924 | 1827 | 655 | 784 | 1439 | 2226 | 2393 | 4619 |
| 11 | Ebonyi | 147 | 174 | 321 | 273 | 302 | 575 | 216 | 211 | 427 | 636 | 687 | 1323 |
| 12 | Edo | 339 | 282 | 621 | 367 | 326 | 693 | 222 | 235 | 457 | 928 | 843 | 1771 |
| 13 | Ekiti | 339 | 307 | 646 | 424 | 355 | 779 | 154 | 132 | 286 | 917 | 794 | 1711 |
| 14 | Enugu | 128 | 110 | 238 | 293 | 167 | 460 | 265 | 338 | 603 | 686 | 615 | 1301 |
| 15 | FCT-Abuja | 399 | 351 | 750 | 547 | 484 | 1031 | 399 | 380 | 779 | 1345 | 1215 | 2560 |
| 16 | Gombe | 341 | 221 | 562 | 576 | 331 | 907 | 510 | 327 | 837 | 1427 | 879 | 2306 |
| 17 | Imo | 83 | 52 | 135 | 415 | 293 | 708 | 258 | 242 | 500 | 756 | 587 | 1343 |
| 18 | Jigawa | 226 | 124 | 350 | 330 | 193 | 523 | 225 | 123 | 348 | 781 | 440 | 1221 |
| 19 | Kaduna | 955 | 799 | 1754 | 1136 | 1066 | 2202 | 758 | 731 | 1489 | 2849 | 2596 | 5445 |
| 20 | Kano | 896 | 267 | 1163 | 1149 | 799 | 1948 | 1374 | 859 | 2233 | 3419 | 1925 | 5344 |
| 21 | Katsina | 1110 | 398 | 1508 | 2304 | 1257 | 3561 | 1701 | 847 | 2548 | 5115 | 2502 | 7617 |
| 22 | Kebbi | 1177 | 541 | 1718 | 1447 | 840 | 2287 | 1262 | 1231 | 2493 | 3886 | 2612 | 6498 |
| 23 | Kogi | 222 | 192 | 414 | 246 | 253 | 499 | 547 | 390 | 937 | 1015 | 835 | 1850 |
| 24 | Kwara | 83 | 110 | 193 | 139 | 204 | 343 | 112 | 92 | 204 | 334 | 406 | 740 |
| 25 | Lagos | 9311 | 7288 | 16599 | 6707 | 6058 | 12765 | 2462 | 2432 | 4894 | 18480 | 15778 | 34258 |
| 26 | Nasarawa | 261 | 269 | 530 | 667 | 526 | 1193 | 503 | 425 | 928 | 1431 | 1220 | 2651 |
| 27 | Niger | 686 | 462 | 1148 | 1230 | 840 | 2070 | 1179 | 781 | 1960 | 3095 | 2083 | 5178 |
| 28 | Ogun | 1628 | 1321 | 2949 | 2184 | 1846 | 4030 | 1084 | 810 | 1894 | 4896 | 3977 | 8873 |
| 29 | Ondo | 646 | 742 | 1388 | 950 | 833 | 1783 | 551 | 555 | 1106 | 2147 | 2130 | 4277 |
| 30 | Osun | 298 | 315 | 613 | 559 | 552 | 1111 | 245 | 233 | 478 | 1102 | 1100 | 2202 |
| 31 | Oyo | 919 | 763 | 1682 | 1523 | 1473 | 2996 | 974 | 1027 | 2001 | 3416 | 3263 | 6679 |
| 32 | Plateau | 341 | 355 | 696 | 745 | 677 | 1422 | 663 | 557 | 1220 | 1749 | 1589 | 3338 |
| 33 | Rivers | 302 | 224 | 526 | 394 | 377 | 771 | 315 | 296 | 611 | 1011 | 897 | 1908 |
| 34 | Sokoto | 759 | 211 | 970 | 1092 | 746 | 1838 | 633 | 417 | 1050 | 2484 | 1374 | 3858 |
| 35 | Taraba | 189 | 178 | 367 | 410 | 358 | 768 | 223 | 204 | 427 | 822 | 740 | 1562 |
| 36 | Yobe | 86 | 88 | 174 | 213 | 176 | 389 | 170 | 606 | 776 | 469 | 870 | 1339 |
| 37 | Zamfara | 418 | 69 | 487 | 1087 | 655 | 1742 | 371 | 622 | 993 | 1876 | 1346 | 3222 |
| Total | | 26238 | 20392 | 46630 | 33520 | 28064 | 61584 | 21751 | 19241 | 40992 | 81509 | 67697 | 149206 |

3.10.4 Number of Dropouts in Public Junior Secondary School by State, Class and Gender

Table 3.40 Number of Dropouts in Public Junior Secondary School by State, Class and Gender 2017/18

| S/N | State | JSS 1 | | | JSS 2 | | | JSS 3 | | | TOTAL | | Total |
|-------|-------------|-------|---|-------|--------|--------|--------|--------|--------|-------|--------|--------|--------|
| | | M | F | Total | M | F | Total | M | F | Total | M | F | |
| 1 | Abia | 0 | 0 | 0 | 278 | 320 | 598 | 408 | 327 | 735 | 686 | 647 | 1,333 |
| 2 | Adamawa | 0 | 0 | 0 | 1,109 | 1,060 | 2169 | 1,011 | 1,007 | 2018 | 2,120 | 2,067 | 4,187 |
| 3 | Akwa-Ibom | 0 | 0 | 0 | 1,025 | 979 | 2004 | 916 | 948 | 1864 | 1,941 | 1,927 | 3,868 |
| 4 | Anambra | 0 | 0 | 0 | 497 | 528 | 1025 | 404 | 373 | 777 | 901 | 901 | 1,802 |
| 5 | Bauchi | 0 | 0 | 0 | 1,171 | 947 | 2118 | 1,279 | 1,113 | 2392 | 2,450 | 2,060 | 4,510 |
| 6 | Bayelsa | 0 | 0 | 0 | 164 | 139 | 303 | 132 | 130 | 262 | 296 | 269 | 565 |
| 7 | Benue | 0 | 0 | 0 | 1,060 | 842 | 1902 | 778 | 654 | 1432 | 1,838 | 1,496 | 3,334 |
| 8 | Borno | 0 | 0 | 0 | 271 | 264 | 535 | 315 | 322 | 637 | 586 | 586 | 1,172 |
| 9 | Cross-River | 0 | 0 | 0 | 492 | 580 | 1072 | 432 | 489 | 921 | 924 | 1,069 | 1,993 |
| 10 | Delta | 0 | 0 | 0 | 618 | 920 | 1538 | 600 | 914 | 1514 | 1,218 | 1,834 | 3,052 |
| 11 | Ebonyi | 0 | 0 | 0 | 875 | 968 | 1843 | 747 | 862 | 1609 | 1,622 | 1,830 | 3,452 |
| 12 | Edo | 0 | 0 | 0 | 228 | 322 | 550 | 245 | 501 | 746 | 473 | 823 | 1,296 |
| 13 | Ekiti | 0 | 0 | 0 | 179 | 175 | 354 | 124 | 144 | 268 | 303 | 319 | 622 |
| 14 | Enugu | 0 | 0 | 0 | 718 | 417 | 1135 | 708 | 305 | 1013 | 1,426 | 722 | 2,148 |
| 15 | Fct-Abuja | 0 | 0 | 0 | 640 | 579 | 1219 | 504 | 495 | 999 | 1,144 | 1,074 | 2,218 |
| 16 | Gombe | 0 | 0 | 0 | 675 | 531 | 1206 | 691 | 509 | 1200 | 1,366 | 1,040 | 2,406 |
| 17 | Imo | 0 | 0 | 0 | 718 | 598 | 1316 | 722 | 688 | 1410 | 1,440 | 1,286 | 2,726 |
| 18 | Jigawa | 0 | 0 | 0 | 509 | 381 | 890 | 420 | 327 | 747 | 929 | 708 | 1,637 |
| 19 | Kaduna | 0 | 0 | 0 | 1,578 | 1,531 | 3109 | 1,611 | 2,021 | 3632 | 3,189 | 3,552 | 6,741 |
| 20 | Kano | 0 | 0 | 0 | 1,730 | 1,520 | 3250 | 1,712 | 1,734 | 3446 | 3,442 | 3,254 | 6,696 |
| 21 | Katsina | 0 | 0 | 0 | 1,075 | 983 | 2058 | 1,327 | 1,262 | 2589 | 2,402 | 2,245 | 4,647 |
| 22 | Kebbi | 0 | 0 | 0 | 864 | 455 | 1319 | 1,013 | 365 | 1378 | 1,877 | 820 | 2,697 |
| 23 | Kogi | 0 | 1 | 1 | 215 | 207 | 422 | 220 | 228 | 448 | 435 | 436 | 871 |
| 24 | Kwara | 0 | 0 | 0 | 449 | 380 | 829 | 510 | 417 | 927 | 959 | 797 | 1,756 |
| 25 | Lagos | 0 | 0 | 0 | 1,768 | 1,943 | 3711 | 795 | 917 | 1712 | 2,563 | 2,860 | 5,423 |
| 26 | Nasarawa | 0 | 0 | 0 | 408 | 394 | 802 | 318 | 356 | 674 | 726 | 750 | 1,476 |
| 27 | Niger | 0 | 0 | 0 | 670 | 626 | 1296 | 478 | 656 | 1134 | 1,148 | 1,282 | 2,430 |
| 28 | Ogun | 0 | 0 | 0 | 502 | 487 | 989 | 634 | 507 | 1141 | 1,136 | 994 | 2,130 |
| 29 | Ondo | 0 | 0 | 0 | 349 | 399 | 748 | 203 | 180 | 383 | 552 | 579 | 1,131 |
| 30 | Osun | 0 | 0 | 0 | 409 | 393 | 802 | 272 | 271 | 543 | 681 | 664 | 1,345 |
| 31 | Oyo | 0 | 0 | 0 | 695 | 753 | 1448 | 922 | 1,016 | 1938 | 1,617 | 1,769 | 3,386 |
| 32 | Plateau | 0 | 0 | 0 | 528 | 516 | 1044 | 453 | 449 | 902 | 981 | 965 | 1,946 |
| 33 | Rivers | 0 | 0 | 0 | 654 | 750 | 1404 | 722 | 913 | 1635 | 1,376 | 1,663 | 3,039 |
| 34 | Sokoto | 0 | 0 | 0 | 769 | 207 | 976 | 421 | 121 | 542 | 1,190 | 328 | 1,518 |
| 35 | Taraba | 0 | 0 | 0 | 870 | 629 | 1499 | 730 | 551 | 1281 | 1,600 | 1,180 | 2,780 |
| 36 | Yobe | 0 | 0 | 0 | 356 | 261 | 617 | 274 | 261 | 535 | 630 | 522 | 1,152 |
| 37 | Zamfara | 0 | 0 | 0 | 566 | 242 | 808 | 524 | 209 | 733 | 1,090 | 451 | 1,541 |
| Total | | 0 | 1 | 1 | 25,682 | 23,226 | 48,908 | 23,575 | 22,542 | 46117 | 49,257 | 45,769 | 95,026 |

3.10.5 Number of Dropouts in Private Junior Secondary School by State, Class and Gender

Table 3.41 Number of Dropouts in Private Junior Secondary School by State, Class and Gender 2017/18

| S/N | State | JSS 1 | | | JSS 2 | | | JSS 3 | | | TOTAL | | Total |
|-------|-------------|-------|----|-------|-------|-------|-------|-------|------|-------|--------|--------|--------|
| | | M | F | Total | M | F | Total | M | F | Total | M | F | |
| 1 | Abia | 0 | 0 | 0 | 284 | 268 | 552 | 267 | 232 | 499 | 551 | 500 | 1,051 |
| 2 | Adamawa | 0 | 0 | 0 | 89 | 92 | 181 | 69 | 88 | 157 | 158 | 180 | 338 |
| 3 | Akwa-Ibom | 0 | 0 | 0 | 338 | 358 | 696 | 264 | 305 | 569 | 602 | 663 | 1,265 |
| 4 | Anambra | 0 | 0 | 0 | 452 | 477 | 929 | 364 | 387 | 751 | 816 | 864 | 1,680 |
| 5 | Bauchi | 0 | 0 | 0 | 130 | 115 | 245 | 103 | 103 | 206 | 233 | 218 | 451 |
| 6 | Bayelsa | 0 | 0 | 0 | 122 | 113 | 235 | 78 | 101 | 179 | 200 | 214 | 414 |
| 7 | Benue | 0 | 0 | 0 | 1,009 | 1,003 | 2,012 | 797 | 891 | 1,688 | 1,806 | 1,894 | 3,700 |
| 8 | Borno | 0 | 0 | 0 | 128 | 133 | 261 | 142 | 109 | 251 | 270 | 242 | 512 |
| 9 | Cross-River | 0 | 0 | 0 | 467 | 491 | 958 | 355 | 409 | 764 | 822 | 900 | 1,722 |
| 10 | Delta | 0 | 0 | 0 | 283 | 273 | 556 | 193 | 199 | 392 | 476 | 472 | 948 |
| 11 | Ebonyi | 0 | 0 | 0 | 321 | 362 | 683 | 304 | 311 | 615 | 625 | 673 | 1,298 |
| 12 | Edo | 0 | 0 | 0 | 300 | 281 | 581 | 265 | 271 | 536 | 565 | 552 | 1,117 |
| 13 | Ekiti | 0 | 0 | 0 | 21 | 35 | 56 | 20 | 21 | 41 | 41 | 56 | 97 |
| 14 | Enugu | 0 | 0 | 0 | 165 | 171 | 336 | 114 | 116 | 230 | 279 | 287 | 566 |
| 15 | FCT-Abuja | 0 | 0 | 0 | 41 | 44 | 85 | 25 | 37 | 62 | 66 | 81 | 147 |
| 16 | Gombe | 0 | 0 | 0 | 108 | 97 | 205 | 121 | 75 | 196 | 229 | 172 | 401 |
| 17 | Imo | 0 | 0 | 0 | 359 | 435 | 794 | 307 | 385 | 692 | 666 | 820 | 1,486 |
| 18 | Jigawa | 0 | 0 | 0 | 3 | 3 | 6 | 2 | 4 | 6 | 5 | 7 | 12 |
| 19 | Kaduna | 0 | 0 | 0 | 297 | 271 | 568 | 320 | 320 | 640 | 617 | 591 | 1,208 |
| 20 | Kano | 0 | 0 | 0 | 192 | 144 | 336 | 152 | 179 | 331 | 344 | 323 | 667 |
| 21 | Katsina | 0 | 0 | 0 | 223 | 183 | 406 | 244 | 260 | 504 | 467 | 443 | 910 |
| 22 | Kebbi | 0 | 0 | 0 | 156 | 164 | 320 | 60 | 79 | 139 | 216 | 243 | 459 |
| 23 | Kogi | 0 | 1 | 1 | 163 | 196 | 359 | 176 | 191 | 367 | 339 | 388 | 727 |
| 24 | Kwara | 0 | 0 | 0 | 67 | 52 | 119 | 70 | 40 | 110 | 137 | 92 | 229 |
| 25 | Lagos | 0 | 0 | 0 | 724 | 744 | 1,468 | 599 | 617 | 1,216 | 1,323 | 1,361 | 2,684 |
| 26 | Nasarawa | 0 | 0 | 0 | 254 | 293 | 547 | 215 | 232 | 447 | 469 | 525 | 994 |
| 27 | Niger | 0 | 0 | 0 | 210 | 172 | 382 | 216 | 181 | 397 | 426 | 353 | 779 |
| 28 | Ogun | 0 | 0 | 0 | 314 | 328 | 642 | 273 | 280 | 553 | 587 | 608 | 1,195 |
| 29 | Ondo | 0 | 0 | 0 | 183 | 173 | 356 | 168 | 199 | 367 | 351 | 372 | 723 |
| 30 | Osun | 0 | 0 | 0 | 160 | 145 | 305 | 106 | 81 | 187 | 266 | 226 | 492 |
| 31 | Oyo | 0 | 0 | 0 | 190 | 233 | 423 | 137 | 182 | 319 | 327 | 415 | 742 |
| 32 | Plateau | 0 | 31 | 31 | 1,024 | 1,032 | 2,056 | 761 | 782 | 1,543 | 1,785 | 1,845 | 3,630 |
| 33 | Rivers | 0 | 0 | 0 | 391 | 440 | 831 | 313 | 348 | 661 | 704 | 788 | 1,492 |
| 34 | Sokoto | 0 | 0 | 0 | 35 | 50 | 85 | 13 | 12 | 25 | 48 | 62 | 110 |
| 35 | Taraba | 0 | 0 | 0 | 396 | 306 | 702 | 348 | 302 | 650 | 744 | 608 | 1,352 |
| 36 | Yobe | 0 | 0 | 0 | 22 | 18 | 40 | 21 | 20 | 41 | 43 | 38 | 81 |
| 37 | Zamfara | 0 | 0 | 0 | 125 | 98 | 223 | 78 | 87 | 165 | 203 | 185 | 388 |
| Total | | 0 | 32 | 32 | 9746 | 9793 | 19539 | 8060 | 8436 | 16496 | 17,806 | 18,261 | 36,067 |

3.10.6 Number of Dropouts in Public and Private Junior Secondary School by State, Class and Gender

Table 3.42 Number of Dropouts in Public and Private Junior Secondary School by State, Class and Gender 2017/18

| S/N | State | JSS 1 | | | JSS 2 | | | JSS 3 | | | TOTAL | | Total |
|-------|-------------|-------|----|-------|-------|-------|-------|-------|-------|-------|-------|-------|--------|
| | | M | F | Total | M | F | Total | M | F | Total | M | F | |
| 1 | Abia | 0 | 0 | 0 | 562 | 588 | 1150 | 675 | 559 | 1234 | 1237 | 1147 | 2384 |
| 2 | Adamawa | 0 | 0 | 0 | 1198 | 1152 | 2350 | 1080 | 1095 | 2175 | 2278 | 2247 | 4525 |
| 3 | Akwa-Ibom | 0 | 0 | 0 | 1363 | 1337 | 2700 | 1180 | 1253 | 2433 | 2543 | 2590 | 5133 |
| 4 | Anambra | 0 | 0 | 0 | 949 | 1005 | 1954 | 768 | 760 | 1528 | 1717 | 1765 | 3482 |
| 5 | Bauchi | 0 | 0 | 0 | 1301 | 1062 | 2363 | 1382 | 1216 | 2598 | 2683 | 2278 | 4961 |
| 6 | Bayelsa | 0 | 0 | 0 | 286 | 252 | 538 | 210 | 231 | 441 | 496 | 483 | 979 |
| 7 | Benue | 0 | 0 | 0 | 2069 | 1845 | 3914 | 1575 | 1545 | 3120 | 3644 | 3390 | 7034 |
| 8 | Borno | 0 | 0 | 0 | 399 | 397 | 796 | 457 | 431 | 888 | 856 | 828 | 1684 |
| 9 | Cross-River | 0 | 0 | 0 | 959 | 1071 | 2030 | 787 | 898 | 1685 | 1746 | 1969 | 3715 |
| 10 | Delta | 0 | 0 | 0 | 901 | 1193 | 2094 | 793 | 1113 | 1906 | 1694 | 2306 | 4000 |
| 11 | Ebonyi | 0 | 0 | 0 | 1196 | 1330 | 2526 | 1051 | 1173 | 2224 | 2247 | 2503 | 4750 |
| 12 | Edo | 0 | 0 | 0 | 528 | 603 | 1131 | 510 | 772 | 1282 | 1038 | 1375 | 2413 |
| 13 | Ekiti | 0 | 0 | 0 | 200 | 210 | 410 | 144 | 165 | 309 | 344 | 375 | 719 |
| 14 | Enugu | 0 | 0 | 0 | 883 | 588 | 1471 | 822 | 421 | 1243 | 1705 | 1009 | 2714 |
| 15 | FCT-Abuja | 0 | 0 | 0 | 681 | 623 | 1304 | 529 | 532 | 1061 | 1210 | 1155 | 2365 |
| 16 | Gombe | 0 | 0 | 0 | 783 | 628 | 1411 | 812 | 584 | 1396 | 1595 | 1212 | 2807 |
| 17 | Imo | 0 | 0 | 0 | 1077 | 1033 | 2110 | 1029 | 1073 | 2102 | 2106 | 2106 | 4212 |
| 18 | Jigawa | 0 | 0 | 0 | 512 | 384 | 896 | 422 | 331 | 753 | 934 | 715 | 1649 |
| 19 | Kaduna | 0 | 0 | 0 | 1875 | 1802 | 3677 | 1931 | 2341 | 4272 | 3806 | 4143 | 7949 |
| 20 | Kano | 0 | 0 | 0 | 1922 | 1664 | 3586 | 1864 | 1913 | 3777 | 3786 | 3577 | 7363 |
| 21 | Katsina | 0 | 0 | 0 | 1298 | 1166 | 2464 | 1571 | 1522 | 3093 | 2869 | 2688 | 5557 |
| 22 | Kebbi | 0 | 0 | 0 | 1020 | 619 | 1639 | 1073 | 444 | 1517 | 2093 | 1063 | 3156 |
| 23 | Kogi | 0 | 2 | 2 | 378 | 403 | 781 | 396 | 419 | 815 | 774 | 824 | 1598 |
| 24 | Kwara | 0 | 0 | 0 | 516 | 432 | 948 | 580 | 457 | 1037 | 1096 | 889 | 1985 |
| 25 | Lagos | 0 | 0 | 0 | 2492 | 2687 | 5179 | 1394 | 1534 | 2928 | 3886 | 4221 | 8107 |
| 26 | Nasarawa | 0 | 0 | 0 | 662 | 687 | 1349 | 533 | 588 | 1121 | 1195 | 1275 | 2470 |
| 27 | Niger | 0 | 0 | 0 | 880 | 798 | 1678 | 694 | 837 | 1531 | 1574 | 1635 | 3209 |
| 28 | Ogun | 0 | 0 | 0 | 816 | 815 | 1631 | 907 | 787 | 1694 | 1723 | 1602 | 3325 |
| 29 | Ondo | 0 | 0 | 0 | 532 | 572 | 1104 | 371 | 379 | 750 | 903 | 951 | 1854 |
| 30 | Osun | 0 | 0 | 0 | 569 | 538 | 1107 | 378 | 352 | 730 | 947 | 890 | 1837 |
| 31 | Oyo | 0 | 0 | 0 | 885 | 986 | 1871 | 1059 | 1198 | 2257 | 1944 | 2184 | 4128 |
| 32 | Plateau | 0 | 31 | 31 | 1552 | 1548 | 3100 | 1214 | 1231 | 2445 | 2766 | 2810 | 5576 |
| 33 | Rivers | 0 | 0 | 0 | 1045 | 1190 | 2235 | 1035 | 1261 | 2296 | 2080 | 2451 | 4531 |
| 34 | Sokoto | 0 | 0 | 0 | 804 | 257 | 1061 | 434 | 133 | 567 | 1238 | 390 | 1628 |
| 35 | Taraba | 0 | 0 | 0 | 1266 | 935 | 2201 | 1078 | 853 | 1931 | 2344 | 1788 | 4132 |
| 36 | Yobe | 0 | 0 | 0 | 378 | 279 | 657 | 295 | 281 | 576 | 673 | 560 | 1233 |
| 37 | Zamfara | 0 | 0 | 0 | 691 | 340 | 1031 | 602 | 296 | 898 | 1293 | 636 | 1929 |
| Total | | 0 | 33 | 33 | 35428 | 33019 | 68447 | 31635 | 30978 | 62613 | 67063 | 64030 | 131093 |

3.10.7 Completion Rate in Junior Secondary Schools by State and Gender

Table 3.43 Completion Rate in Junior Secondary Schools by State and Gender: 2017/18

| S/N | State | JSS 3 | | | POPULATION Age 14 | | | COMPLETION RATE | | |
|--------------|-------------|------------------|------------------|------------------|-------------------|------------------|------------------|-----------------|-------------|-------------|
| | | Male | Female | Total | Male | Female | Total | Male | Female | Total |
| 1 | Abia | 12,204 | 15,108 | 27,312 | 48,617 | 31,031 | 79,648 | 25.1 | 48.7 | 34.3 |
| 2 | Adamawa | 25,492 | 22,309 | 47,801 | 65,718 | 65,176 | 130,894 | 38.8 | 34.2 | 36.5 |
| 3 | Akwa-Ibom | 50,138 | 56,182 | 106,320 | 67,135 | 90,333 | 157,468 | 74.7 | 62.2 | 67.5 |
| 4 | Anambra | 24,822 | 26,655 | 51,477 | 72,937 | 64,007 | 136,944 | 34 | 41.6 | 37.6 |
| 5 | Bauchi | 34,074 | 25,836 | 59,910 | 106,494 | 89,764 | 196,257 | 32 | 28.8 | 30.5 |
| 6 | Bayelsa | 7,844 | 7,728 | 15,572 | 27,241 | 26,917 | 54,158 | 28.8 | 28.7 | 28.8 |
| 7 | Benue | 26,133 | 23,609 | 49,742 | 77,849 | 65,748 | 143,597 | 33.6 | 35.9 | 34.6 |
| 8 | Borno | 17,395 | 16,070 | 33,465 | 98,263 | 84,071 | 182,334 | 17.7 | 19.1 | 18.4 |
| 9 | Cross-River | 18,207 | 18,674 | 36,881 | 44,740 | 44,007 | 88,746 | 40.7 | 42.4 | 41.6 |
| 10 | Delta | 33,534 | 34,592 | 68,126 | 66,955 | 66,152 | 133,107 | 50.1 | 52.3 | 51.2 |
| 11 | Ebonyi | 21,297 | 22,615 | 43,912 | 35,871 | 35,022 | 70,893 | 59.4 | 64.6 | 61.9 |
| 12 | Edo | 27,989 | 29,419 | 57,408 | 51,716 | 50,092 | 101,809 | 54.1 | 58.7 | 56.4 |
| 13 | Ekiti | 11,545 | 10,260 | 21,805 | 34,661 | 28,370 | 63,031 | 33.3 | 36.2 | 34.6 |
| 14 | Enugu | 15,330 | 17,235 | 32,565 | 55,853 | 50,179 | 106,032 | 27.4 | 34.3 | 30.7 |
| 15 | FCT-Abuja | 22,483 | 24,319 | 46,802 | 37,032 | 36,826 | 73,858 | 60.7 | 66 | 63.4 |
| 16 | Gombe | 19,658 | 16,393 | 36,051 | 41,421 | 30,387 | 71,808 | 47.5 | 53.9 | 50.2 |
| 17 | Imo | 71,668 | 74,455 | 146,123 | 87,036 | 79,206 | 166,242 | 82.3 | 94 | 87.9 |
| 18 | Jigawa | 27,040 | 20,216 | 47,256 | 145,632 | 85,081 | 230,713 | 18.6 | 23.8 | 20.5 |
| 19 | Kaduna | 52,905 | 48,228 | 101,133 | 83,249 | 82,225 | 165,473 | 63.6 | 58.7 | 61.1 |
| 20 | Kano | 69,961 | 62,588 | 132,549 | 194,699 | 203,316 | 398,015 | 35.9 | 30.8 | 33.3 |
| 21 | Katsina | 55,755 | 43,235 | 98,990 | 118,676 | 107,695 | 226,372 | 47 | 40.1 | 43.7 |
| 22 | Kebbi | 29,429 | 16,870 | 46,299 | 71,620 | 75,001 | 146,621 | 41.1 | 22.5 | 31.6 |
| 23 | Kogi | 12,393 | 11,739 | 24,132 | 66,605 | 46,243 | 112,847 | 18.6 | 25.4 | 21.4 |
| 24 | Kwara | 24,937 | 21,941 | 46,878 | 42,807 | 32,969 | 75,776 | 58.3 | 66.6 | 61.9 |
| 25 | Lagos | 71,258 | 74,735 | 145,993 | 164,645 | 163,065 | 327,710 | 43.3 | 45.8 | 44.5 |
| 26 | Nasarawa | 20,466 | 18,565 | 39,031 | 33,845 | 30,521 | 64,366 | 60.5 | 60.8 | 60.6 |
| 27 | Niger | 36,984 | 28,026 | 65,010 | 78,846 | 67,660 | 146,506 | 46.9 | 41.4 | 44.4 |
| 28 | Ogun | 48,563 | 49,719 | 98,282 | 70,437 | 61,804 | 132,241 | 68.9 | 80.4 | 74.3 |
| 29 | Ondo | 25,389 | 25,753 | 51,142 | 55,736 | 54,061 | 109,796 | 45.6 | 47.6 | 46.6 |
| 30 | Osun | 23,607 | 24,171 | 47,778 | 54,302 | 43,647 | 97,949 | 43.5 | 55.4 | 48.8 |
| 31 | Oyo | 45,542 | 47,740 | 93,282 | 82,600 | 81,443 | 164,042 | 55.1 | 58.6 | 56.9 |
| 32 | Plateau | 21,861 | 20,669 | 42,530 | 61,994 | 51,558 | 113,552 | 35.3 | 40.1 | 37.5 |
| 33 | Rivers | 26,179 | 29,541 | 55,720 | 81,834 | 79,234 | 161,068 | 32 | 37.3 | 34.6 |
| 34 | Sokoto | 17,454 | 13,198 | 30,652 | 85,459 | 69,031 | 154,489 | 20.4 | 19.1 | 19.8 |
| 35 | Taraba | 15,786 | 13,094 | 28,880 | 37,677 | 31,497 | 69,174 | 41.9 | 41.6 | 41.7 |
| 36 | Yobe | 16,351 | 13,179 | 29,530 | 47,966 | 38,664 | 86,630 | 34.1 | 34.1 | 34.1 |
| 37 | Zamfara | 21,920 | 12,420 | 34,340 | 63,926 | 59,960 | 123,885 | 34.3 | 20.7 | 27.7 |
| Total | | 1,103,593 | 1,037,086 | 2,140,679 | 2,662,092 | 2,401,962 | 5,064,054 | 41.5 | 43.2 | 42.3 |

CHAPTER FOUR

SENIOR SECONDARY SCHOOL

4.0 Introduction

Senior Secondary Schools offer Post-Basic Education; below tertiary. It is for a duration of three years and prepares students for tertiary education and the labour market. Its curriculum consists academic, technical as well as vocational components. This chapter presents aggregated data on senior secondary schools and as distinct from purely technical and vocational schools.

4.1 Number of Senior Secondary Schools

4.1.1 Number of Senior Secondary Schools by Ownership 2013/14-2017/18

Table 4.1 presents the number of Senior Secondary Schools by ownership (public and private) 2013/14-2017/18. Fig. 4.1 represent the trend in number of Senior Secondary Schools 2014 to 2018.

Table 4.1: Total Number of Public and Private SSS: 2013/14 - 2017/18

| Year | Public | Private | Total |
|-----------|--------|---------|--------|
| 2013/2014 | 6,930 | 7,720 | 14,650 |
| 2014/2015 | 8,008 | 9,731 | 17,739 |
| 2015/2016 | 8,930 | 12,758 | 21,688 |
| 2016/2017 | 9,015 | 13,423 | 22,438 |
| 2017/2018 | 8,835 | 12,204 | 21,039 |

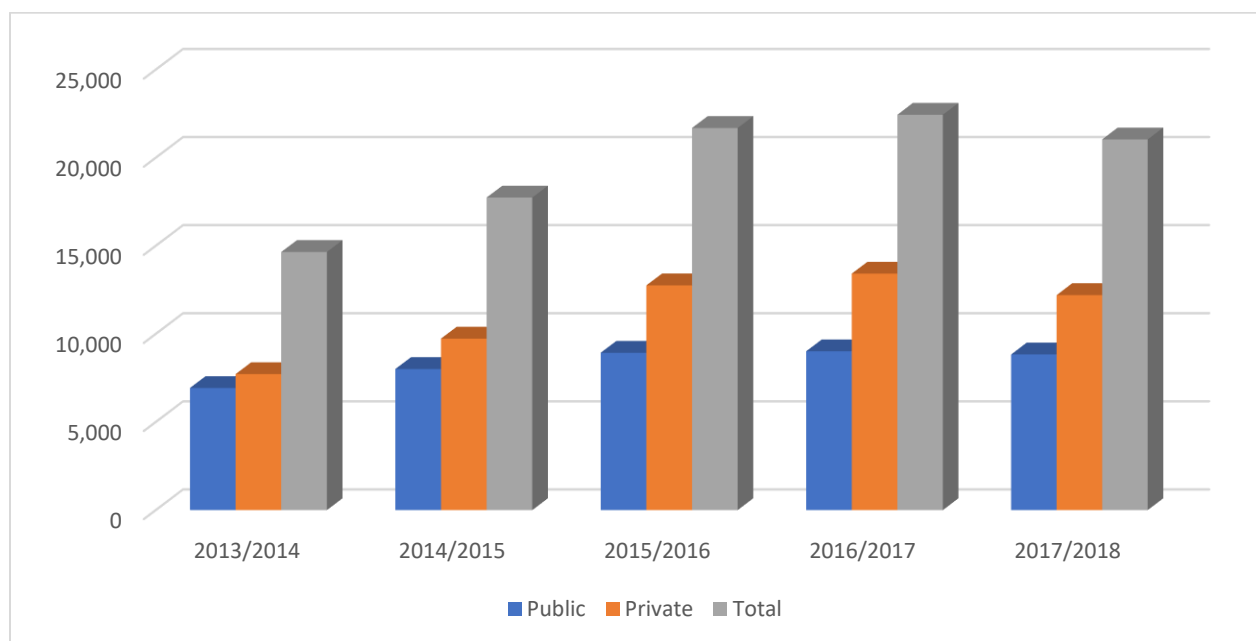


Fig. 4.1 Trend in Public and Private SSS 2013/14 - 2017/18

4.1.2 Number of Public and Private Senior Secondary Schools by State

Table 4.2 Number of Public and Private SSS by State and Sector: 2017/18

| S/N | State | Public | Private | Total |
|-----|--------------|--------------|---------------|---------------|
| 1 | Abia** | 147 | 1095 | 1242 |
| 2 | Adamawa | 279 | 129 | 408 |
| 3 | Akwa-Ibom | 216 | 103 | 319 |
| 4 | Anambra | 261 | 564 | 825 |
| 5 | Bauchi | 193 | 229 | 422 |
| 6 | Bayelsa | 190 | 275 | 465 |
| 7 | Benue | 248 | 459 | 707 |
| 8 | Borno | 70 | 21 | 91 |
| 9 | Cross River | 262 | 121 | 383 |
| 10 | Delta | 328 | 232 | 560 |
| 11 | Ebonyi | 212 | 154 | 366 |
| 12 | Edo | 100 | 64 | 164 |
| 13 | *Ekiti | 187 | 678 | 865 |
| 14 | *Enugu | 275 | 288 | 563 |
| 15 | FCT-Abuja | 67 | 612 | 679 |
| 16 | Gombe | 111 | 147 | 258 |
| 17 | *Imo | 265 | 193 | 458 |
| 18 | Jigawa | 198 | 10 | 208 |
| 19 | *Kaduna | 316 | 462 | 778 |
| 20 | Kano | 590 | 300 | 890 |
| 21 | Katsina | 244 | 111 | 355 |
| 22 | Kebbi | 132 | 29 | 161 |
| 23 | Kogi | 194 | 119 | 313 |
| 24 | Kwara | 346 | 131 | 477 |
| 25 | *Lagos | 322 | 2577 | 2899 |
| 26 | Nasarawa | 249 | 119 | 368 |
| 27 | Niger | 253 | 198 | 451 |
| 28 | Ogun | 323 | 878 | 1201 |
| 29 | *Ondo | 270 | 108 | 378 |
| 30 | Osun** | 489 | 124 | 613 |
| 31 | Oyo | 565 | 761 | 1326 |
| 32 | Plateau | 290 | 300 | 590 |
| 33 | *Rivers | 209 | 374 | 583 |
| 34 | Sokoto | 121 | 53 | 174 |
| 35 | Taraba | 123 | 107 | 230 |
| 36 | Yobe | 32 | 24 | 56 |
| 37 | Zamfara | 158 | 55 | 213 |
| | Total | 8,835 | 12,204 | 21,039 |

*= Data from Public SSS only: 2016/2017; **= Data from Private SSS only: 2016/2017

4.2 Enrolment in Senior Secondary Schools

4.2.1 Summary of Enrolment in Senior Secondary Schools by Gender

The total national enrolment in Public and Private Senior Secondary Schools by Gender 2013/14 to 2017/18 is summarized on table 4.3 and represented graphically by fig 4.2

Table 4.3: Summary of Enrolment in Public and Private SSS by Gender: 2013/14 -2017/18

| Year | Public | | | Private | | | Public + Private |
|-----------|-----------|-----------|-----------|---------|---------|-----------|------------------|
| | M | F | M+F | M | F | M+F | M+F |
| 2013/2014 | 1,833,340 | 1,510,317 | 3,343,657 | 487,843 | 460,989 | 948,832 | 4,292,489 |
| 2014/2015 | 2,068,310 | 1,741,995 | 3,810,305 | 561,216 | 539,423 | 1,100,639 | 4,910,944 |
| 2015/2016 | 1,950,093 | 1,613,655 | 3,563,748 | 467,099 | 444,462 | 911,561 | 4,475,309 |
| 2016/2017 | 1,858,560 | 1,565,615 | 3,424,175 | 443,969 | 455,203 | 899,172 | 4,323,347 |
| 2017/2018 | 1,933,160 | 1,658,334 | 3,591,494 | 462,840 | 477,797 | 940,637 | 4,532,131 |

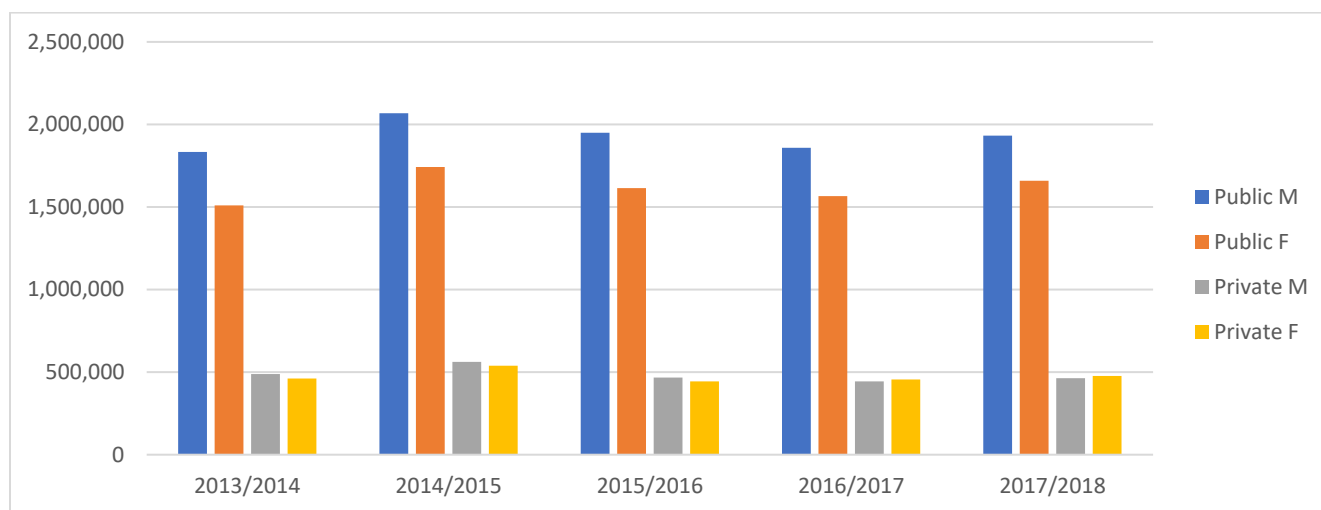


Fig 4.2 Enrolment Trend in Public and Private SSS by Gender: 2013/14 - 2017/18

4.2.2 Enrolment in Senior Secondary Schools by Sector

Enrolment in Public and Private Senior Secondary Schools by sector and gender is indicated on table 4.4 and represented graphically by Fig 4.3.

Table 4.4 Enrolment in Public and Private SSS by Sector and Gender 2017/18

| Sector | M | F | M+F |
|---------|-----------|-----------|-----------|
| Public | 1,933,160 | 1,658,334 | 3,591,494 |
| Private | 462,840 | 477,797 | 940,637 |
| Total | 2,396,000 | 2,136,131 | 4,532,131 |

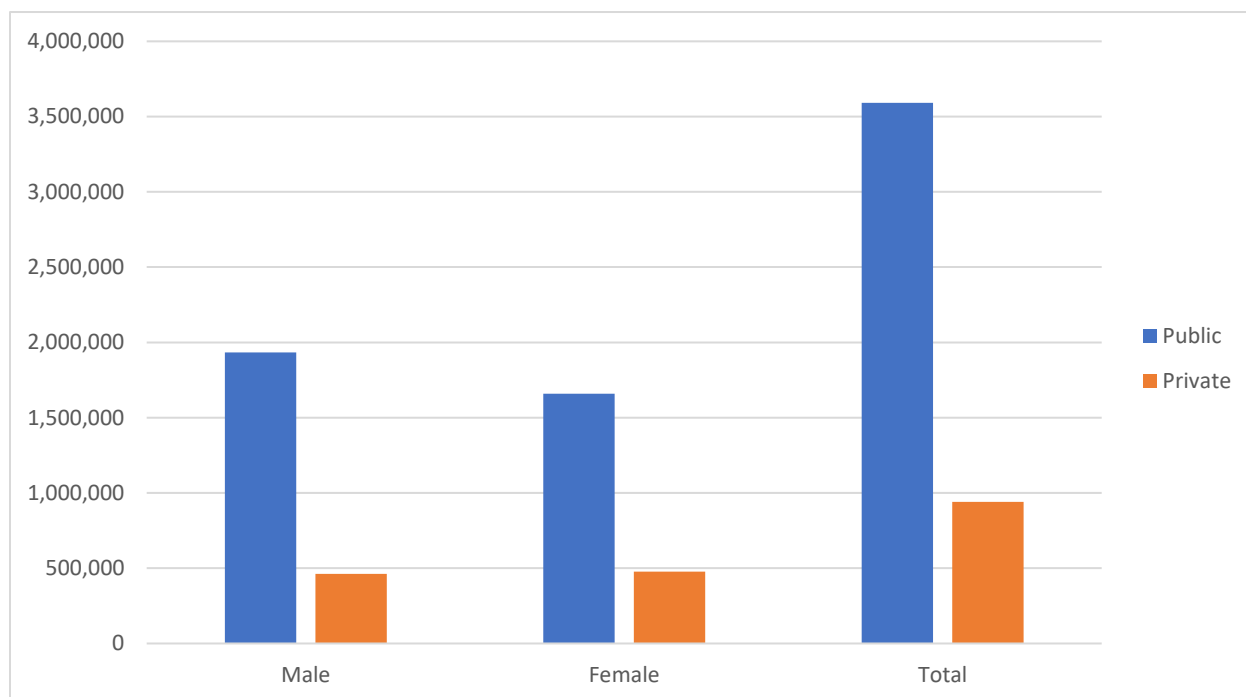


Fig 4.3 Enrolment in Public and Private Senior SSS by Sector and Gender 2017/18

4.3 Enrolment by Class

4.3.1 Enrolment in Senior Secondary Schools by State, Class and Gender

Table 4.5 Enrolment in Public SSS by State, Class and Gender 2017/18

| S/N | State | SS1 | | SS2 | | SS3 | | Total | | |
|--------------|-------------|----------------|----------------|----------------|----------------|----------------|----------------|------------------|------------------|------------------|
| | | M | F | M | F | M | F | M | F | M+F |
| 1 | Abia | 1,829 | 2,098 | 1,589 | 1,968 | 1,509 | 1,628 | 4,927 | 5,694 | 10,621 |
| 2 | Adamawa | 16,988 | 13,814 | 16,648 | 13,198 | 13,849 | 11,004 | 47,485 | 38,016 | 85,501 |
| 3 | Akwa-Ibom | 23,235 | 24,431 | 21,281 | 23,226 | 18,802 | 19,514 | 63,318 | 67,171 | 130,489 |
| 4 | Anambra | 10,839 | 12,663 | 9,062 | 11,280 | 6,842 | 8,044 | 26,743 | 31,987 | 58,730 |
| 5 | Bauchi | 24,436 | 15,274 | 24,449 | 14,025 | 20,945 | 12,226 | 69,830 | 41,525 | 111,355 |
| 6 | Bayelsa | 6,614 | 6,718 | 6,483 | 6,143 | 7,392 | 6,400 | 20,489 | 19,261 | 39,750 |
| 7 | Benue | 7,483 | 6,340 | 8,032 | 6,407 | 7,156 | 5,491 | 22,671 | 18,238 | 40,909 |
| 8 | Borno | 14,261 | 10,335 | 15,673 | 11,693 | 14,188 | 8,903 | 44,122 | 30,931 | 75,053 |
| 9 | Cross River | 8,974 | 9,467 | 7,540 | 7,699 | 5,912 | 6,076 | 22,426 | 23,242 | 45,668 |
| 10 | Delta | 16,281 | 16,330 | 13,823 | 14,814 | 9,403 | 9,504 | 39,507 | 40,648 | 80,155 |
| 11 | Ebonyi | 8,348 | 9,148 | 8,057 | 9,034 | 6,663 | 7,458 | 23,068 | 25,640 | 48,708 |
| 12 | Edo | 3,651 | 3,849 | 3,258 | 3,460 | 3,282 | 3,383 | 10,191 | 10,692 | 20,883 |
| 13 | *Ekiti | 7,273 | 7,132 | 7,417 | 7,490 | 6,817 | 6,455 | 21,507 | 21,077 | 42,584 |
| 14 | *Enugu | 10,727 | 14,010 | 10,346 | 14,110 | 9,792 | 12,519 | 30,865 | 40,639 | 71,504 |
| 15 | FCT-Abuja | 15,213 | 16,487 | 13,869 | 7,197 | 35,634 | 38,030 | 64,716 | 61,714 | 126,430 |
| 16 | Gombe | 10,834 | 7,977 | 10,519 | 7,420 | 7,854 | 6,241 | 29,207 | 21,638 | 50,845 |
| 17 | *Imo | 57,776 | 62,702 | 58,617 | 62,154 | 56,892 | 59,246 | 173,285 | 184,102 | 357,387 |
| 18 | Jigawa | 23,831 | 14,827 | 13,459 | 18,263 | 64,661 | 38,513 | 101,951 | 71,603 | 173,554 |
| 19 | Kaduna | 27,281 | 22,749 | 25,312 | 20,929 | 19,125 | 14,839 | 71,718 | 58,517 | 130,235 |
| 20 | Kano | 52,759 | 37,332 | 48,555 | 33,578 | 42,324 | 27,208 | 143,638 | 98,118 | 241,756 |
| 21 | Katsina | 43,640 | 29,141 | 37,959 | 24,885 | 34,078 | 20,084 | 115,677 | 74,110 | 189,787 |
| 22 | Kebbi | 12,679 | 8,405 | 15,701 | 8,495 | 14,370 | 8,077 | 42,750 | 24,977 | 67,727 |
| 23 | Kogi | 5,558 | 4,800 | 4,952 | 4,170 | 4,994 | 4,298 | 15,504 | 13,268 | 28,772 |
| 24 | Kwara | 15,107 | 14,512 | 14,524 | 13,222 | 11,423 | 10,227 | 41,054 | 37,961 | 79,015 |
| 25 | Lagos | 50,550 | 51,590 | 36,179 | 39,604 | 23,470 | 27,267 | 110,199 | 118,461 | 228,660 |
| 26 | Nasarawa | 11,275 | 9,562 | 11,167 | 9,275 | 12,776 | 10,318 | 35,218 | 29,155 | 64,373 |
| 27 | Niger | 26,131 | 19,847 | 27,757 | 21,274 | 23,360 | 16,054 | 77,248 | 57,175 | 134,423 |
| 28 | Ogun | 34,145 | 34,028 | 28,696 | 29,554 | 18,214 | 18,553 | 81,055 | 82,135 | 163,190 |
| 29 | Ondo | 17,245 | 17,978 | 17,621 | 17,764 | 13,285 | 13,327 | 48,151 | 49,069 | 97,220 |
| 30 | Osun | 18,185 | 16,791 | 14,080 | 13,710 | 11,133 | 10,957 | 43,398 | 41,458 | 84,856 |
| 31 | Oyo | 31,677 | 32,902 | 33,897 | 34,897 | 17,524 | 18,231 | 83,098 | 86,030 | 169,128 |
| 32 | Plateau | 8,522 | 7,358 | 7,704 | 6,578 | 7,283 | 5,777 | 23,509 | 19,713 | 43,222 |
| 33 | *Rivers | 11,553 | 12,426 | 11,195 | 12,175 | 12,275 | 12,336 | 35,023 | 36,937 | 71,960 |
| 34 | Sokoto | 17,844 | 9,580 | 17,208 | 9,466 | 14,267 | 7,698 | 49,319 | 26,744 | 76,063 |
| 35 | Taraba | 8,498 | 6,277 | 7,945 | 6,048 | 6,665 | 4,614 | 23,108 | 16,939 | 40,047 |
| 36 | Yobe | 11,375 | 3,371 | 13,234 | 3,346 | 8,381 | 2,760 | 32,990 | 9,477 | 42,467 |
| 37 | Zamfara | 15,435 | 8,420 | 14,659 | 8,010 | 14,101 | 7,842 | 44,195 | 24,272 | 68,467 |
| Total | | 688,052 | 600,671 | 638,467 | 556,561 | 606,641 | 501,102 | 1,933,160 | 1,658,334 | 3,591,494 |

*= Data from Public SSS only: 2016/2017

4.3.2 Enrolment in Private Senior Secondary Schools by State, Class and Gender

Table 4.6 Enrolment in Private SSS by State, Class and Gender 2017/18

| S/N | State | SS1 | | SS2 | | SS3 | | Total | | |
|--------------|-------------|----------------|----------------|----------------|----------------|----------------|----------------|----------------|----------------|----------------|
| | | M | F | M | F | M | F | M | F | M+F |
| 1 | Abia** | 7,136 | 7,608 | 6,531 | 6,298 | 5,593 | 6,114 | 19,260 | 20,020 | 39,280 |
| 2 | Adamawa | 2,577 | 2,524 | 2,110 | 2,016 | 1,486 | 1,572 | 6,173 | 6,112 | 12,285 |
| 3 | Akwa-Ibom | 2,912 | 3,326 | 2,757 | 2,998 | 2,709 | 3,029 | 8,378 | 9,353 | 17,731 |
| 4 | Anambra | 7,802 | 9,201 | 7,398 | 8,563 | 6,269 | 7,851 | 21,469 | 25,615 | 47,084 |
| 5 | Bauchi | 6,116 | 6,999 | 5,555 | 6,262 | 5,054 | 5,677 | 16,725 | 18,938 | 35,663 |
| 6 | Bayelsa | 1,609 | 1,684 | 1,140 | 1,256 | 517 | 568 | 3,266 | 3,508 | 6,774 |
| 7 | Benue | 9,788 | 9,044 | 8,756 | 8,026 | 9,149 | 6,923 | 27,693 | 23,993 | 51,686 |
| 8 | Borno | 724 | 721 | 436 | 437 | 380 | 417 | 1,540 | 1,575 | 3,115 |
| 9 | Cross River | 2,119 | 2,537 | 1,983 | 2,166 | 2,272 | 2,404 | 6,374 | 7,107 | 13,481 |
| 10 | Delta | 3,067 | 3,156 | 2,791 | 2,703 | 2,282 | 2,477 | 8,140 | 8,336 | 16,476 |
| 11 | Ebonyi | 3,731 | 4,021 | 3,744 | 4,110 | 3,567 | 3,690 | 11,042 | 11,821 | 22,863 |
| 12 | Edo | 1,733 | 1,226 | 942 | 952 | 985 | 1,192 | 3,660 | 3,370 | 7,030 |
| 13 | Ekiti** | 1,107 | 1,133 | 1,292 | 1,508 | 1,273 | 1,288 | 3,672 | 3,929 | 7,601 |
| 14 | Enugu** | 6,343 | 7,241 | 6,496 | 7,257 | 6,555 | 7,689 | 19,394 | 22,187 | 41,581 |
| 15 | FCT-Abuja | 1,469 | 1,577 | 1,602 | 1,178 | 4,115 | 4,551 | 7,186 | 7,306 | 14,492 |
| 16 | Gombe | 3,421 | 3,214 | 3,225 | 2,897 | 2,937 | 2,721 | 9,583 | 8,832 | 18,415 |
| 17 | Imo** | 386 | 405 | 339 | 374 | 330 | 379 | 1,055 | 1,158 | 2,213 |
| 18 | Jigawa | 155 | 173 | 129 | 128 | 421 | 409 | 705 | 710 | 1,415 |
| 19 | Kaduna | 5,672 | 5,906 | 4,403 | 4,263 | 3,160 | 3,251 | 13,235 | 13,420 | 26,655 |
| 20 | Kano | 5,768 | 7,387 | 4,626 | 6,175 | 3,907 | 5,295 | 14,301 | 18,857 | 33,158 |
| 21 | Katsina | 4,183 | 3,449 | 3,572 | 2,846 | 3,249 | 2,347 | 11,004 | 8,642 | 19,646 |
| 22 | Kebbi | 763 | 695 | 489 | 417 | 300 | 247 | 1,552 | 1,359 | 2,911 |
| 23 | Kogi | 1,560 | 1,660 | 1,259 | 1,319 | 1,065 | 1,133 | 3,884 | 4,112 | 7,996 |
| 24 | Kwara | 2,538 | 2,373 | 2,354 | 2,169 | 2,051 | 2,096 | 6,943 | 6,638 | 13,581 |
| 25 | Lagos** | 25,320 | 26,373 | 24,926 | 26,583 | 24,401 | 25,026 | 74,647 | 77,982 | 152,629 |
| 26 | Nasarawa | 2,442 | 2,024 | 1,874 | 1,731 | 4,551 | 1,385 | 8,867 | 5,140 | 14,007 |
| 27 | Niger | 2,973 | 3,052 | 2,688 | 2,811 | 2,245 | 2,214 | 7,906 | 8,077 | 15,983 |
| 28 | Ogun | 17,890 | 18,771 | 18,197 | 19,794 | 17,885 | 18,860 | 53,972 | 57,425 | 111,397 |
| 29 | Ondo | 2,274 | 2,230 | 2,130 | 2,228 | 1,868 | 1,874 | 6,272 | 6,332 | 12,604 |
| 30 | Osun | 1,210 | 1,226 | 1,293 | 1,353 | 1,068 | 1,196 | 3,571 | 3,775 | 7,346 |
| 31 | Oyo | 10,645 | 11,310 | 10,795 | 11,049 | 10,318 | 10,941 | 31,758 | 33,300 | 65,058 |
| 32 | Plateau | 6,430 | 5,953 | 5,477 | 5,278 | 4,481 | 4,400 | 16,388 | 15,631 | 32,019 |
| 33 | Rivers** | 3,993 | 4,281 | 3,587 | 3,988 | 3,228 | 3,594 | 10,808 | 11,863 | 22,671 |
| 34 | Sokoto | 1,422 | 1,397 | 1,183 | 1,174 | 607 | 1,400 | 3,212 | 3,971 | 7,183 |
| 35 | Taraba | 4,546 | 3,919 | 3,786 | 3,220 | 3,494 | 2,924 | 11,826 | 10,063 | 21,889 |
| 36 | Yobe | 1,436 | 1,703 | 1,255 | 1,445 | 1,078 | 1,288 | 3,769 | 4,436 | 8,205 |
| 37 | Zamfara | 1,010 | 931 | 1,941 | 657 | 659 | 1,316 | 3,610 | 2,904 | 6,514 |
| Total | | 164,270 | 170,430 | 153,061 | 157,629 | 145,509 | 149,738 | 462,840 | 477,797 | 940,637 |

**= Data from Private SSS only: 2016/2017

4.3.3 Enrolment in Public and Private Senior Secondary Schools by State, Class and Gender

Table 4.7 Enrolment in Public and Private SSS by State, Class and Gender 2017/18

| S/N | State | SS1 | | SS2 | | SS3 | | TOTAL | | |
|-----|--------------|----------------|----------------|----------------|----------------|----------------|----------------|------------------|------------------|------------------|
| | | M | F | M | F | M | F | M | F | M+F |
| 1 | Abia** | 8,965 | 9,706 | 8,120 | 8,266 | 7,102 | 7,742 | 24,187 | 25,714 | 49,901 |
| 2 | Adamawa | 19,565 | 16,338 | 18,758 | 15,214 | 15,335 | 12,576 | 53,658 | 44,128 | 97,786 |
| 3 | Akwa-Ibom | 26,147 | 27,757 | 24,038 | 26,224 | 21,511 | 22,543 | 71,696 | 76,524 | 148,220 |
| 4 | Anambra | 18,641 | 21,864 | 16,460 | 19,843 | 13,111 | 15,895 | 48,212 | 57,602 | 105,814 |
| 5 | Bauchi | 30,552 | 22,273 | 30,004 | 20,287 | 25,999 | 17,903 | 86,555 | 60,463 | 147,018 |
| 6 | Bayelsa | 8,223 | 8,402 | 7,623 | 7,399 | 7,909 | 6,968 | 23,755 | 22,769 | 46,524 |
| 7 | Benue | 17,271 | 15,384 | 16,788 | 14,433 | 16,305 | 12,414 | 50,364 | 42,231 | 92,595 |
| 8 | Borno | 14,985 | 11,056 | 16,109 | 12,130 | 14,568 | 9,320 | 45,662 | 32,506 | 78,168 |
| 9 | Cross River | 11,093 | 12,004 | 9,523 | 9,865 | 8,184 | 8,480 | 28,800 | 30,349 | 59,149 |
| 10 | Delta | 19,348 | 19,486 | 16,614 | 17,517 | 11,685 | 11,981 | 47,647 | 48,984 | 96,631 |
| 11 | Ebonyi | 12,079 | 13,169 | 11,801 | 13,144 | 10,230 | 11,148 | 34,110 | 37,461 | 71,571 |
| 12 | Edo | 5,384 | 5,075 | 4,200 | 4,412 | 4,267 | 4,575 | 13,851 | 14,062 | 27,913 |
| 13 | *Ekiti** | 8,380 | 8,265 | 8,709 | 8,998 | 8,090 | 7,743 | 25,179 | 25,006 | 50,185 |
| 14 | *Enugu** | 17,070 | 21,251 | 16,842 | 21,367 | 16,347 | 20,208 | 50,259 | 62,826 | 113,085 |
| 15 | FCT-Abuja | 16,682 | 18,064 | 15,471 | 8,375 | 39,749 | 42,581 | 71,902 | 69,020 | 140,922 |
| 16 | Gombe | 14,255 | 11,191 | 13,744 | 10,317 | 10,791 | 8,962 | 38,790 | 30,470 | 69,260 |
| 17 | *Imo** | 58,162 | 63,107 | 58,956 | 62,528 | 57,222 | 59,625 | 174,340 | 185,260 | 359,600 |
| 18 | Jigawa | 23,986 | 15,000 | 13,588 | 18,391 | 65,082 | 38,922 | 102,656 | 72,313 | 174,969 |
| 19 | Kaduna | 32,953 | 28,655 | 29,715 | 25,192 | 22,285 | 18,090 | 84,953 | 71,937 | 156,890 |
| 20 | Kano | 58,527 | 44,719 | 53,181 | 39,753 | 46,231 | 32,503 | 157,939 | 116,975 | 274,914 |
| 21 | Katsina | 47,823 | 32,590 | 41,531 | 27,731 | 37,327 | 22,431 | 126,681 | 82,752 | 209,433 |
| 22 | Kebbi | 13,442 | 9,100 | 16,190 | 8,912 | 14,670 | 8,324 | 44,302 | 26,336 | 70,638 |
| 23 | Kogi | 7,118 | 6,460 | 6,211 | 5,489 | 6,059 | 5,431 | 19,388 | 17,380 | 36,768 |
| 24 | Kwara | 17,645 | 16,885 | 16,878 | 15,391 | 13,474 | 12,323 | 47,997 | 44,599 | 92,596 |
| 25 | *Lagos** | 75,870 | 77,963 | 61,105 | 66,187 | 47,871 | 52,293 | 184,846 | 196,443 | 381,289 |
| 26 | Nasarawa | 13,717 | 11,586 | 13,041 | 11,006 | 17,327 | 11,703 | 44,085 | 34,295 | 78,380 |
| 27 | Niger | 29,104 | 22,899 | 30,445 | 24,085 | 25,605 | 18,268 | 85,154 | 65,252 | 150,406 |
| 28 | Ogun | 52,035 | 52,799 | 46,893 | 49,348 | 36,099 | 37,413 | 135,027 | 139,560 | 274,587 |
| 29 | Ondo | 19,519 | 20,208 | 19,751 | 19,992 | 15,153 | 15,201 | 54,423 | 55,401 | 109,824 |
| 30 | *Osun** | 19,395 | 18,017 | 15,373 | 15,063 | 12,201 | 12,153 | 46,969 | 45,233 | 92,202 |
| 31 | Oyo | 42,322 | 44,212 | 44,692 | 45,946 | 27,842 | 29,172 | 114,856 | 119,330 | 234,186 |
| 32 | Plateau | 14,952 | 13,311 | 13,181 | 11,856 | 11,764 | 10,177 | 39,897 | 35,344 | 75,241 |
| 33 | *Rivers** | 15,546 | 16,707 | 14,782 | 16,163 | 15,503 | 15,930 | 45,831 | 48,800 | 94,631 |
| 34 | Sokoto | 19,266 | 10,977 | 18,391 | 10,640 | 14,874 | 9,098 | 52,531 | 30,715 | 83,246 |
| 35 | Taraba | 13,044 | 10,196 | 11,731 | 9,268 | 10,159 | 7,538 | 34,934 | 27,002 | 61,936 |
| 36 | Yobe | 12,811 | 5,074 | 14,489 | 4,791 | 9,459 | 4,048 | 36,759 | 13,913 | 50,672 |
| 37 | Zamfara | 16,445 | 9,351 | 16,600 | 8,667 | 14,760 | 9,158 | 47,805 | 27,176 | 74,981 |
| | Total | 852,322 | 771,101 | 791,528 | 714,190 | 752,150 | 650,840 | 2,396,000 | 2,136,131 | 4,532,131 |

*= Data from Public SSS: 2016/2017; **= Data from Private SSS: 2016/2017

4.4 Indicators of Access

4.4.1 Gross Intake Rate

Table 4.8 Total National Enrolment in SS1, Population of 15-year Old's and Gross Intake Rate in SSS by State and Gender:2017/18

| S/N | State | SS1 Enrolment | | | School Population Single Age 15 | | | Gross Intake Rate | | |
|-----|--------------|---------------|----------------|------------------|---------------------------------|------------------|-------------------|-------------------|--------------|--------------|
| | | M | F | M+F | M | F | M+F | M | F | M+F |
| 1 | Abia** | 8,965 | 9,706 | 18,671 | 139,405 | 137,723 | 277,128 | 6.43 | 7.05 | 6.74 |
| 2 | Adamawa | 19,565 | 16,338 | 35,903 | 137,175 | 135,520 | 272,695 | 14.26 | 12.06 | 13.17 |
| 3 | Akwa-Ibom | 26,147 | 27,757 | 53,904 | 182,433 | 180,232 | 362,665 | 14.33 | 15.40 | 14.86 |
| 4 | Anambra | 18,641 | 21,864 | 40,505 | 201,620 | 199,188 | 400,808 | 9.25 | 10.98 | 10.11 |
| 5 | Bauchi | 30,552 | 22,273 | 52,825 | 206,519 | 204,027 | 410,546 | 14.79 | 10.92 | 12.87 |
| 6 | Bayelsa | 8,223 | 8,402 | 16,625 | 80,829 | 79,853 | 160,682 | 10.17 | 10.52 | 10.35 |
| 7 | Benue | 17,271 | 15,384 | 32,655 | 186,028 | 183,784 | 369,812 | 9.28 | 8.37 | 8.83 |
| 8 | Borno | 14,985 | 11,056 | 26,041 | 170,711 | 168,651 | 339,362 | 8.78 | 6.56 | 7.67 |
| 9 | Cross River | 11,093 | 12,004 | 23,097 | 134,105 | 132,488 | 266,593 | 8.27 | 9.06 | 8.66 |
| 10 | Delta | 19,348 | 19,486 | 38,834 | 193,597 | 191,262 | 384,859 | 9.99 | 10.19 | 10.09 |
| 11 | Ebonyi | 12,079 | 13,169 | 25,248 | 100,537 | 99,324 | 199,861 | 12.01 | 13.26 | 12.63 |
| 12 | Edo | 5,384 | 5,075 | 10,459 | 146,312 | 144,547 | 290,859 | 3.68 | 3.51 | 3.60 |
| 13 | *Ekiti** | 8,380 | 8,265 | 16,645 | 122,728 | 121,248 | 243,976 | 6.83 | 6.82 | 6.82 |
| 14 | *Enugu** | 17,070 | 21,251 | 38,321 | 157,261 | 155,364 | 312,625 | 10.85 | 13.68 | 12.26 |
| 15 | FCT-Abuja | 16,682 | 18,064 | 34,746 | 50,794 | 50,182 | 100,976 | 32.84 | 36.00 | 34.41 |
| 16 | Gombe | 14,255 | 11,191 | 25,446 | 107,065 | 105,773 | 212,838 | 13.31 | 10.58 | 11.96 |
| 17 | *Imo** | 58,162 | 63,107 | 121,269 | 186,596 | 184,345 | 370,941 | 31.17 | 34.23 | 32.69 |
| 18 | Jigawa | 23,986 | 15,000 | 38,986 | 182,086 | 179,889 | 361,975 | 13.17 | 8.34 | 10.77 |
| 19 | Kaduna | 32,953 | 28,655 | 61,608 | 266,387 | 263,173 | 529,560 | 12.37 | 10.89 | 11.63 |
| 20 | Kano | 58,527 | 44,719 | 103,246 | 428,943 | 423,769 | 852,712 | 13.64 | 10.55 | 12.11 |
| 21 | Katsina | 47,823 | 32,590 | 80,413 | 245,788 | 242,823 | 488,611 | 19.46 | 13.42 | 16.46 |
| 22 | Kebbi | 13,442 | 9,100 | 22,542 | 142,921 | 141,197 | 284,118 | 9.41 | 6.44 | 7.93 |
| 23 | Kogi | 7,118 | 6,460 | 13,578 | 145,567 | 143,810 | 289,377 | 4.89 | 4.49 | 4.69 |
| 24 | Kwara | 17,645 | 16,885 | 34,530 | 106,178 | 104,897 | 211,075 | 16.62 | 16.10 | 16.36 |
| 25 | *Lagos** | 75,870 | 77,963 | 153,833 | 349,834 | 345,614 | 695,448 | 21.69 | 22.56 | 22.12 |
| 26 | Nasarawa | 13,717 | 11,586 | 25,303 | 78,302 | 77,358 | 155,660 | 17.52 | 14.98 | 16.26 |
| 27 | Niger | 29,104 | 22,899 | 52,003 | 168,803 | 166,767 | 335,570 | 17.24 | 13.73 | 15.50 |
| 28 | Ogun | 52,035 | 52,799 | 104,834 | 156,972 | 155,079 | 312,051 | 33.15 | 34.05 | 33.60 |
| 29 | Ondo | 19,519 | 20,208 | 39,727 | 163,708 | 161,733 | 325,441 | 11.92 | 12.49 | 12.21 |
| 30 | *Osun** | 19,395 | 18,017 | 37,412 | 166,918 | 164,905 | 331,823 | 11.62 | 10.93 | 11.27 |
| 31 | Oyo | 42,322 | 44,212 | 86,534 | 257,175 | 254,073 | 511,248 | 16.46 | 17.40 | 16.93 |
| 32 | Plateau | 14,952 | 13,311 | 28,263 | 145,891 | 144,131 | 290,022 | 10.25 | 9.24 | 9.75 |
| 33 | *Rivers** | 15,546 | 16,707 | 32,253 | 243,136 | 240,203 | 483,339 | 6.39 | 6.96 | 6.67 |
| 34 | Sokoto | 19,266 | 10,977 | 30,243 | 165,017 | 163,026 | 328,043 | 11.68 | 6.73 | 9.22 |
| 35 | Taraba | 13,044 | 10,196 | 23,240 | 96,890 | 95,721 | 192,611 | 13.46 | 10.65 | 12.07 |
| 36 | Yobe | 12,811 | 5,074 | 17,885 | 106,781 | 105,493 | 212,274 | 12.00 | 4.81 | 8.43 |
| 37 | Zamfara | 16,445 | 9,351 | 25,796 | 145,900 | 144,140 | 290,040 | 11.27 | 6.49 | 8.89 |
| | Total | Total | 771,101 | 1,623,423 | 6,266,912 | 6,191,312 | 12,458,224 | 13.60 | 12.45 | 13.03 |

*= Data from Public SSS: 2016/2017; **= Data from Private SSS: 2016/2017

4.4.2 Gross Enrolment Rate

Table 4.9 Total National Enrolment, Population of 15-17-year Old's and Gross Enrolment Rate in SSS by State and Gender:2017/18

| S/N | State | SS3 Enrolment | | | School Population Ages 15-17 | | | Gross Enrolment Rate (GER) | | |
|-----|--------------|------------------|------------------|------------------|------------------------------|------------------|-------------------|----------------------------|-------------|-------------|
| | | M | F | M+F | M | F | M+F | M | F | M+F |
| 1 | Abia** | 24,187 | 25,714 | 49,901 | 139,405 | 137,723 | 277,128 | 0.17 | 0.19 | 0.18 |
| 2 | Adamawa | 53,658 | 44,128 | 97,786 | 137,175 | 135,520 | 272,695 | 0.39 | 0.33 | 0.36 |
| 3 | Akwa-Ibom | 71,696 | 76,524 | 148,220 | 182,433 | 180,232 | 362,665 | 0.39 | 0.42 | 0.41 |
| 4 | Anambra | 48,212 | 57,602 | 105,814 | 201,620 | 199,188 | 400,808 | 0.24 | 0.29 | 0.26 |
| 5 | Bauchi | 86,555 | 60,463 | 147,018 | 206,519 | 204,027 | 410,546 | 0.42 | 0.30 | 0.36 |
| 6 | Bayelsa | 23,755 | 22,769 | 46,524 | 80,829 | 79,853 | 160,682 | 0.29 | 0.29 | 0.29 |
| 7 | Benue | 50,364 | 42,231 | 92,595 | 186,028 | 183,784 | 369,812 | 0.27 | 0.23 | 0.25 |
| 8 | Borno | 45,662 | 32,506 | 78,168 | 170,711 | 168,652 | 339,363 | 0.27 | 0.19 | 0.23 |
| 9 | Cross River | 28,800 | 30,349 | 59,149 | 134,105 | 132,488 | 266,593 | 0.21 | 0.23 | 0.22 |
| 10 | Delta | 47,647 | 48,984 | 96,631 | 193,597 | 191,262 | 384,859 | 0.25 | 0.26 | 0.25 |
| 11 | Ebonyi | 34,110 | 37,461 | 71,571 | 100,537 | 99,324 | 199,861 | 0.34 | 0.38 | 0.36 |
| 12 | Edo | 13,851 | 14,062 | 27,913 | 146,312 | 144,547 | 290,859 | 0.09 | 0.10 | 0.10 |
| 13 | *Ekiti** | 25,179 | 25,006 | 50,185 | 122,728 | 121,248 | 243,976 | 0.21 | 0.21 | 0.21 |
| 14 | *Enugu** | 50,259 | 62,826 | 113,085 | 157,261 | 155,364 | 312,625 | 0.32 | 0.40 | 0.36 |
| 15 | FCT-Abuja | 71,902 | 69,020 | 140,922 | 50,794 | 50,182 | 100,976 | 1.42 | 1.38 | 1.40 |
| 16 | Gombe | 38,790 | 30,470 | 69,260 | 107,065 | 105,773 | 212,838 | 0.36 | 0.29 | 0.33 |
| 17 | *Imo** | 174,340 | 185,260 | 359,600 | 186,596 | 184,345 | 370,941 | 0.93 | 1.00 | 0.97 |
| 18 | Jigawa | 102,656 | 72,313 | 174,969 | 182,086 | 179,889 | 361,975 | 0.56 | 0.40 | 0.48 |
| 19 | Kaduna | 84,953 | 71,937 | 156,890 | 266,387 | 263,173 | 529,560 | 0.32 | 0.27 | 0.30 |
| 20 | Kano | 157,939 | 116,975 | 274,914 | 428,943 | 423,769 | 852,712 | 0.37 | 0.28 | 0.32 |
| 21 | Katsina | 126,681 | 82,752 | 209,433 | 245,788 | 242,823 | 488,611 | 0.52 | 0.34 | 0.43 |
| 22 | Kebbi | 44,302 | 26,336 | 70,638 | 142,921 | 141,197 | 284,118 | 0.31 | 0.19 | 0.25 |
| 23 | Kogi | 19,388 | 17,380 | 36,768 | 145,567 | 143,811 | 289,378 | 0.13 | 0.12 | 0.13 |
| 24 | Kwara | 47,997 | 44,599 | 92,596 | 106,178 | 104,897 | 211,075 | 0.45 | 0.43 | 0.44 |
| 25 | *Lagos** | 184,846 | 196,443 | 381,289 | 349,834 | 345,614 | 695,448 | 0.53 | 0.57 | 0.55 |
| 26 | Nasarawa | 44,085 | 34,295 | 78,380 | 78,302 | 77,358 | 155,660 | 0.56 | 0.44 | 0.50 |
| 27 | Niger | 85,154 | 65,252 | 150,406 | 168,803 | 166,767 | 335,570 | 0.50 | 0.39 | 0.45 |
| 28 | Ogun | 135,027 | 139,560 | 274,587 | 156,973 | 155,079 | 312,052 | 0.86 | 0.90 | 0.88 |
| 29 | Ondo | 54,423 | 55,401 | 109,824 | 163,708 | 161,733 | 325,441 | 0.33 | 0.34 | 0.34 |
| 30 | *Osun** | 46,969 | 45,233 | 92,202 | 166,918 | 164,905 | 331,823 | 0.28 | 0.27 | 0.28 |
| 31 | Oyo | 114,856 | 119,330 | 234,186 | 257,175 | 254,073 | 511,248 | 0.45 | 0.47 | 0.46 |
| 32 | Plateau | 39,897 | 35,344 | 75,241 | 145,891 | 144,131 | 290,022 | 0.27 | 0.25 | 0.26 |
| 33 | *Rivers** | 45,831 | 48,800 | 94,631 | 243,136 | 240,203 | 483,339 | 0.19 | 0.20 | 0.20 |
| 34 | Sokoto | 52,531 | 30,715 | 83,246 | 165,017 | 163,026 | 328,043 | 0.32 | 0.19 | 0.25 |
| 35 | Taraba | 34,934 | 27,002 | 61,936 | 96,890 | 95,721 | 192,611 | 0.36 | 0.28 | 0.32 |
| 36 | Yobe | 36,759 | 13,913 | 50,672 | 106,781 | 105,493 | 212,274 | 0.34 | 0.13 | 0.24 |
| 37 | Zamfara | 47,805 | 27,176 | 74,981 | 145,900 | 144,140 | 290,040 | 0.33 | 0.19 | 0.26 |
| | Total | 2,396,000 | 2,136,131 | 4,532,131 | 6,266,913 | 6,191,314 | 12,458,227 | 0.38 | 0.35 | 0.36 |

*= Data from Public SSS: 2016/2017; **= Data from Private SSS: 2016/2017

4.5 Quality Input Indicators

4.5.1 Statistics of Teaching Staff in Senior Secondary Schools

Teachers in Public and private Senior Secondary schools nationwide by sector and gender 2012/13 - 2017/18.

Table 4.10 National Summary of Public and Private SSS Teachers by Gender:2013/14-2017/18

| Year | Public | | Private | | Total | | |
|-----------|---------|---------|---------|---------|---------|---------|---------|
| | M | F | M | F | M | F | M+F |
| 2013/2014 | 84,130 | 67,925 | 59,804 | 59,509 | 143,934 | 127,434 | 271,368 |
| 2014/2015 | 90,139 | 76,144 | 101,631 | 138,310 | 191,770 | 214,454 | 406,224 |
| 2015/2016 | 80,416 | 56,452 | 125,533 | 135,874 | 205,949 | 192,326 | 398,275 |
| 2016/2017 | 198,052 | 166,562 | 120,530 | 107,471 | 318,582 | 274,033 | 592,615 |
| 2017/2018 | 94,884 | 74,411 | 110,658 | 113,749 | 205,542 | 188,160 | 393,702 |

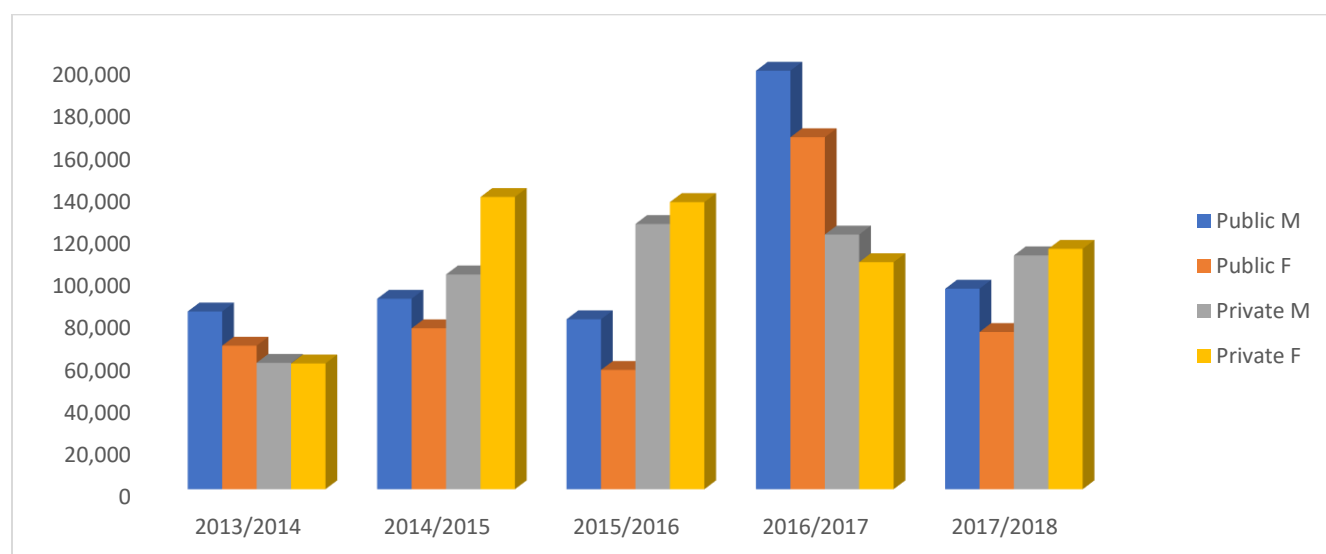


Fig. 4.4 National Summary of Public and Private SSS Teachers by Gender: 2013/14 - 2017/18

4.5.2 Teachers in Public and Private Senior Secondary Schools by State and Gender

Table 4.11 Teachers in Public and Private SSS by State and Gender 2017/18

| S/No. | State | Public | | | Private | | | Total | | |
|-------|--------------|---------------|---------------|----------------|----------------|----------------|----------------|----------------|----------------|----------------|
| | | M | F | M+F | M | F | M+F | M | F | M+F |
| 1 | Abia | 453 | 1,503 | 1,956 | 877 | 1,066 | 1,943 | 1,330 | 2,569 | 3,899 |
| 2 | Adamawa | 3,257 | 1,131 | 4,388 | 5,436 | 4,224 | 9,660 | 8,693 | 5,355 | 14,048 |
| 3 | Akwa-Ibom | 3,381 | 2,433 | 5,814 | 786 | 655 | 1,441 | 4,167 | 3,088 | 7,255 |
| 4 | Anambra | 759 | 4,559 | 5,318 | 1,001 | 1,201 | 2,202 | 1,760 | 5,760 | 7,520 |
| 5 | Bauchi | 3,485 | 1,286 | 4,771 | 9,473 | 4,574 | 14,047 | 12,958 | 5,860 | 18,818 |
| 6 | Bayelsa | 1,948 | 1,595 | 3,543 | 1,747 | 1,400 | 3,147 | 3,695 | 2,995 | 6,690 |
| 7 | Benue | 1,295 | 553 | 1,848 | 3,569 | 949 | 4,518 | 4,864 | 1,502 | 6,366 |
| 8 | Borno | 1,364 | 956 | 2,320 | 691 | 659 | 1,350 | 2,055 | 1,615 | 3,670 |
| 9 | Cross-River | 2,906 | 1,788 | 4,694 | 836 | 748 | 1,584 | 3,742 | 2,536 | 6,278 |
| 10 | Delta | 2,290 | 3,898 | 6,188 | 1,030 | 1,182 | 2,212 | 3,320 | 5,080 | 8,400 |
| 11 | Ebonyi | 2,257 | 1,595 | 3,852 | 3,139 | 4,967 | 8,106 | 5,396 | 6,562 | 11,958 |
| 12 | Edo | 344 | 120 | 464 | 214 | 159 | 373 | 558 | 279 | 837 |
| 13 | *Ekiti | 3,829 | 4,295 | 8,124 | 746 | 920 | 1,666 | 4,575 | 5,215 | 9,790 |
| 14 | *Enugu | 1,914 | 3,406 | 5,320 | | | - | 1,914 | 3,406 | 5,320 |
| 15 | FCT-Abuja | 1,813 | 2,427 | 4,240 | 3,972 | 2,861 | 6,833 | 5,785 | 5,288 | 11,073 |
| 16 | Gombe | 1,749 | 718 | 2,467 | 4,535 | 3,732 | 8,267 | 6,284 | 4,450 | 10,734 |
| 17 | *Imo | 2,145 | 3,509 | 5,654 | | | - | 2,145 | 3,509 | 5,654 |
| 18 | Jigawa | 2,741 | 293 | 3,034 | 1,755 | 969 | 2,724 | 4,496 | 1,262 | 5,758 |
| 19 | Kaduna | 3,273 | 1,782 | 5,055 | 6,194 | 6,941 | 13,135 | 9,467 | 8,723 | 18,190 |
| 20 | Kano | 5,384 | 1,611 | 6,995 | 8,509 | 7,538 | 16,047 | 13,893 | 9,149 | 23,042 |
| 21 | Katsina | 3,643 | 617 | 4,260 | 821 | 229 | 1,050 | 4,464 | 846 | 5,310 |
| 22 | Kebbi | 1,323 | 402 | 1,725 | 1,201 | 1,008 | 2,209 | 2,524 | 1,410 | 3,934 |
| 23 | Kogi | 1,722 | 888 | 2,610 | 644 | 362 | 1,006 | 2,366 | 1,250 | 3,616 |
| 24 | Kwara | 3,355 | 3,067 | 6,422 | 931 | 635 | 1,566 | 4,286 | 3,702 | 7,988 |
| 25 | *Lagos | 3,710 | 5,191 | 8,901 | | | | 3,710 | 5,191 | 8,901 |
| 26 | Nasarawa | 3,010 | 930 | 3,940 | 905 | 432 | 1,337 | 3,915 | 1,362 | 5,277 |
| 27 | Niger | 2,389 | 933 | 3,322 | 7,524 | 9,646 | 17,170 | 9,913 | 10,579 | 20,492 |
| 28 | Ogun | 3,157 | 3,175 | 6,332 | 7,013 | 6,392 | 13,405 | 10,170 | 9,567 | 19,737 |
| 29 | Ondo | 4,478 | 4,569 | 9,047 | 1,708 | 1,234 | 2,942 | 6,186 | 5,803 | 11,989 |
| 30 | Osun | 3,209 | 3,979 | 7,188 | | | | 3,209 | 3,979 | 7,188 |
| 31 | Oyo | 4,729 | 4,857 | 9,586 | 16,624 | 32,422 | 49,046 | 21,353 | 37,279 | 58,632 |
| 32 | Plateau | 2,627 | 1,065 | 3,692 | 2,577 | 5,634 | 8,211 | 5,204 | 6,699 | 11,903 |
| 33 | *Rivers | 3,487 | 2,730 | 6,217 | 3,043 | 2,754 | 5,797 | 6,530 | 5,484 | 12,014 |
| 34 | Sokoto | 2,326 | 832 | 3,158 | 2,208 | 2,074 | 4,282 | 4,534 | 2,906 | 7,440 |
| 35 | Taraba | 1,759 | 623 | 2,382 | 7,160 | 3,872 | 11,032 | 8,919 | 4,495 | 13,414 |
| 36 | Yobe | 1,529 | 578 | 2,107 | 1,428 | 838 | 2,266 | 2,957 | 1,416 | 4,373 |
| 37 | Zamfara | 1,844 | 517 | 2,361 | 2,361 | 1,472 | 3,833 | 4,205 | 1,989 | 6,194 |
| | Total | 94,884 | 74,411 | 169,295 | 110,658 | 113,749 | 224,407 | 205,542 | 188,160 | 393,702 |

* = Data from Public SSS: 2016/2017 Data; ** = Data from Public SSS: 2016/2017 Data

4.5.3 Teachers by qualification

Table 4.12 Qualified and Non-Qualified Teaching Staff in Public SSS by State and Gender 2017/28

| S/N | State | Qualified Teachers | | | Non- Qualified Teachers | | | Total Teachers | | |
|-----|-------------|--------------------|--------|---------|-------------------------|--------|--------|----------------|--------|---------|
| | | M | F | M+F | M | F | M+F | M | F | M+F |
| 1 | Abia | 108 | 288 | 396 | 345 | 1,215 | 1,560 | 453 | 1,503 | 1,956 |
| 2 | Adamawa | 2,747 | 991 | 3,738 | 510 | 140 | 650 | 3,257 | 1,131 | 4,388 |
| 3 | Akwa-Ibom | 590 | 491 | 1,081 | 2,791 | 1,942 | 4,733 | 3,381 | 2,433 | 5,814 |
| 4 | Anambra | 600 | 4,359 | 4,959 | 159 | 200 | 359 | 759 | 4,559 | 5,318 |
| 5 | Bauchi | 2,706 | 1,074 | 3,780 | 779 | 212 | 991 | 3,485 | 1,286 | 4,771 |
| 6 | Bayelsa | 1,743 | 1,423 | 3,166 | 205 | 172 | 377 | 1,948 | 1,595 | 3,543 |
| 7 | Benue | 1,295 | 553 | 1,848 | - | - | - | 1,295 | 553 | 1,848 |
| 8 | Borno | 1,149 | 815 | 1,964 | 215 | 141 | 356 | 1,364 | 956 | 2,320 |
| 9 | Cross-River | 502 | 326 | 828 | 2,404 | 1,462 | 3,866 | 2,906 | 1,788 | 4,694 |
| 10 | Delta | 667 | 1,070 | 1,737 | 1,623 | 2,828 | 4,451 | 2,290 | 3,898 | 6,188 |
| 11 | Ebonyi | 1,935 | 1,416 | 3,351 | 322 | 179 | 501 | 2,257 | 1,595 | 3,852 |
| 12 | Edo | 61 | 20 | 81 | 283 | 100 | 383 | 344 | 120 | 464 |
| 13 | Ekiti | 2,987 | 3,678 | 6,665 | 842 | 617 | 1,459 | 3,829 | 4,295 | 8,124 |
| 14 | Enugu | 1,617 | 3,085 | 4,702 | 297 | 321 | 618 | 1,914 | 3,406 | 5,320 |
| 15 | FCT-Abuja | 1,619 | 2,224 | 3,843 | 194 | 203 | 397 | 1,813 | 2,427 | 4,240 |
| 16 | Gombe | 1,232 | 476 | 1,708 | 517 | 242 | 759 | 1,749 | 718 | 2,467 |
| 17 | Imo | 227 | 467 | 694 | 1,918 | 3,042 | 4,960 | 2,145 | 3,509 | 5,654 |
| 18 | Jigawa | 2,410 | 231 | 2,641 | 331 | 62 | 393 | 2,741 | 293 | 3,034 |
| 19 | Kaduna | 2,939 | 1,617 | 4,556 | 334 | 165 | 499 | 3,273 | 1,782 | 5,055 |
| 20 | Kano | 4,426 | 1,283 | 5,709 | 958 | 328 | 1,286 | 5,384 | 1,611 | 6,995 |
| 21 | Katsina | 2,972 | 489 | 3,461 | 671 | 128 | 799 | 3,643 | 617 | 4,260 |
| 22 | Kebbi | 1,054 | 338 | 1,392 | 269 | 64 | 333 | 1323 | 402 | 1725 |
| 23 | Kogi | 673 | 439 | 1,112 | 1,049 | 449 | 1,498 | 1722 | 888 | 2610 |
| 24 | Kwara | 953 | 865 | 1,818 | 2,402 | 2,202 | 4,604 | 3355 | 3067 | 6422 |
| 25 | Lagos | 3,374 | 4,880 | 8,254 | 336 | 311 | 647 | 3710 | 5191 | 8901 |
| 26 | Nasarawa | 1,499 | 506 | 2,005 | 1,511 | 424 | 1,935 | 3010 | 930 | 3940 |
| 27 | Niger | 2,122 | 845 | 2,967 | 267 | 88 | 355 | 2389 | 933 | 3322 |
| 28 | Ogun | 802 | 852 | 1,654 | 2,355 | 2,323 | 4,678 | 3157 | 3175 | 6332 |
| 29 | Ondo | 4,377 | 4,493 | 8,870 | 101 | 76 | 177 | 4478 | 4569 | 9047 |
| 30 | Osun | 3,202 | 3,972 | 7,174 | 7 | 7 | 14 | 3209 | 3979 | 7188 |
| 31 | Oyo | 4,311 | 4,474 | 8,785 | 418 | 383 | 801 | 4729 | 4857 | 9586 |
| 32 | Plateau | 1,408 | 612 | 2,020 | 1,219 | 453 | 1,672 | 2627 | 1065 | 3692 |
| 33 | Rivers | 428 | 306 | 734 | 3,059 | 2,424 | 5,483 | 3487 | 2730 | 6217 |
| 34 | Sokoto | 2,072 | 747 | 2,819 | 254 | 85 | 339 | 2326 | 832 | 3158 |
| 35 | Taraba | 1,558 | 562 | 2,120 | 201 | 61 | 262 | 1759 | 623 | 2382 |
| 36 | Yobe | 1,281 | 483 | 1,764 | 248 | 95 | 343 | 1529 | 578 | 2107 |
| 37 | Zamfara | 1,661 | 488 | 2,149 | 183 | 29 | 212 | 1844 | 517 | 2361 |
| | Total | 65,307 | 51,238 | 116,545 | 29,577 | 23,173 | 52,750 | 94,884 | 74,411 | 169,295 |

* = 2016/2017 Data

Table 4.13 Qualified and Non-Qualified Teaching Staff in Private SSS by State and Gender 2017/28

| S/N | State | Qualified | | | Non- Qualified Teachers | | | Total Teachers | | |
|-----|-------------|-----------|--------|---------|-------------------------|--------|---------|----------------|---------|---------|
| | | M | F | M+F | M | F | M+F | M | F | M+F |
| 1 | Abia | 877 | 1,066 | 1,943 | - | - | - | 877 | 1,066 | 1,943 |
| 2 | Adamawa | 3,820 | 2,760 | 6,580 | 1,616 | 1,464 | 3,080 | 5,436 | 4,224 | 9,660 |
| 3 | Akwa-Ibom | 153 | 131 | 284 | 633 | 524 | 1,157 | 786 | 655 | 1,441 |
| 4 | Anambra | 541 | 700 | 1,241 | 460 | 501 | 961 | 1,001 | 1,201 | 2,202 |
| 5 | Bauchi | 6,804 | 3,135 | 9,939 | 2,669 | 1,439 | 4,108 | 9,473 | 4,574 | 14,047 |
| 6 | Bayelsa | 200 | 264 | 464 | 1,547 | 1,136 | 2,683 | 1,747 | 1,400 | 3,147 |
| 7 | Benue | 3,537 | 944 | 4,481 | 32 | 5 | 37 | 3,569 | 949 | 4,518 |
| 8 | Borno | 537 | 446 | 983 | 154 | 213 | 367 | 691 | 659 | 1,350 |
| 9 | Cross River | 182 | 181 | 363 | 654 | 567 | 1,221 | 836 | 748 | 1,584 |
| 10 | Delta | 122 | 202 | 324 | 908 | 980 | 1,888 | 1,030 | 1,182 | 2,212 |
| 11 | Ebonyi | 2,296 | 3,090 | 5,386 | 843 | 1,877 | 2,720 | 3,139 | 4,967 | 8,106 |
| 12 | Edo | 38 | 20 | 58 | 176 | 139 | 315 | 214 | 159 | 373 |
| 13 | Ekiti | 215 | 472 | 687 | 531 | 448 | 979 | 746 | 920 | 1,666 |
| 14 | Enugu | | | - | - | - | - | | | - |
| 15 | FCT-Abuja | 3,493 | 2,341 | 5,834 | 479 | 520 | 999 | 3,972 | 2,861 | 6,833 |
| 16 | Gombe | 3,466 | 2,533 | 5,999 | 1,069 | 1,199 | 2,268 | 4,535 | 3,732 | 8,267 |
| 17 | Imo | | | - | - | - | - | | | - |
| 18 | Jigawa | 1,158 | 574 | 1,732 | 597 | 395 | 992 | 1,755 | 969 | 2,724 |
| 19 | Kaduna | 5,310 | 5,525 | 10,835 | 884 | 1,416 | 2,300 | 6,194 | 6,941 | 13,135 |
| 20 | Kano | 6,632 | 5,506 | 12,138 | 1,877 | 2,032 | 3,909 | 8,509 | 7,538 | 16,047 |
| 21 | Katsina | 402 | 93 | 495 | 419 | 136 | 555 | 821 | 229 | 1,050 |
| 22 | Kebbi | 991 | 769 | 1,760 | 210 | 239 | 449 | 1201 | 1008 | 2209 |
| 23 | Kogi | 151 | 118 | 269 | 493 | 244 | 737 | 644 | 362 | 1006 |
| 24 | Kwara | 122 | 123 | 245 | 809 | 512 | 1,321 | 931 | 635 | 1566 |
| 25 | Lagos | | | - | - | - | - | | | - |
| 26 | Nasarawa | 266 | 119 | 385 | 639 | 313 | 952 | 905 | 432 | 1337 |
| 27 | Niger | 5,624 | 6,663 | 12,287 | 1,900 | 2,983 | 4,883 | 7524 | 9646 | 17170 |
| 28 | Ogun | 844 | 829 | 1,673 | 6,169 | 5,563 | 11,732 | 7013 | 6392 | 13405 |
| 29 | Ondo | 507 | 436 | 943 | 1,201 | 798 | 1,999 | 1708 | 1234 | 2942 |
| 30 | Osun | | | - | - | - | - | | | - |
| 31 | Oyo | | | - | 16,624 | 32,422 | 49,046 | 16624 | 32422 | 49046 |
| 32 | Plateau | 1,162 | 5,103 | 6,265 | 1,415 | 531 | 1,946 | 2577 | 5634 | 8211 |
| 33 | Rivers | 507 | 561 | 1,068 | 2,536 | 2,193 | 4,729 | 3043 | 2754 | 5797 |
| 34 | Sokoto | 2,001 | 1,809 | 3,810 | 207 | 265 | 472 | 2208 | 2074 | 4282 |
| 35 | Taraba | 4,836 | 2,222 | 7,058 | 2,324 | 1,650 | 3,974 | 7160 | 3872 | 11032 |
| 36 | Yobe | 1,049 | 557 | 1,606 | 379 | 281 | 660 | 1428 | 838 | 2266 |
| 37 | Zamfara | 1,789 | 1,103 | 2,892 | 572 | 369 | 941 | 2361 | 1472 | 3833 |
| | Total | 59,632 | 50,395 | 110,027 | 51,026 | 63,354 | 114,380 | 110,658 | 113,749 | 224,407 |

Table 4.14 Qualified and Non-Qualified Teaching Staff in Public and Private SSS by State and Gender 2017/18

| S/N | State | Qualified | | | Non- Qualified Teachers | | | Total Teachers | | |
|-----|-------------|-----------|---------|---------|-------------------------|--------|---------|----------------|---------|---------|
| | | M | F | M+F | M | F | M+F | M | F | M+F |
| 1 | Abia | 985 | 1,354 | 2,339 | 345 | 1,215 | 1,560 | 1,330 | 2,569 | 3,899 |
| 2 | Adamawa | 6,567 | 3,751 | 10,318 | 2,126 | 1,604 | 3,730 | 8,693 | 5,355 | 14,048 |
| 3 | Akwa-Ibom | 743 | 622 | 1,365 | 3,424 | 2,466 | 5,890 | 4,167 | 3,088 | 7,255 |
| 4 | Anambra | 1,141 | 5,059 | 6,200 | 619 | 701 | 1,320 | 1,760 | 5,760 | 7,520 |
| 5 | Bauchi | 9,510 | 4,209 | 13,719 | 3,448 | 1,651 | 5,099 | 12,958 | 5,860 | 18,818 |
| 6 | Bayelsa | 1,943 | 1,687 | 3,630 | 1,752 | 1,308 | 3,060 | 3,695 | 2,995 | 6,690 |
| 7 | Benue | 4,832 | 1,497 | 6,329 | 32 | 5 | 37 | 4,864 | 1,502 | 6,366 |
| 8 | Borno | 1,686 | 1,261 | 2,947 | 369 | 354 | 723 | 2,055 | 1,615 | 3,670 |
| 9 | Cross River | 684 | 507 | 1,191 | 3,058 | 2,029 | 5,087 | 3,742 | 2,536 | 6,278 |
| 10 | Delta | 789 | 1,272 | 2,061 | 2,531 | 3,808 | 6,339 | 3,320 | 5,080 | 8,400 |
| 11 | Ebonyi | 4,231 | 4,506 | 8,737 | 1,165 | 2,056 | 3,221 | 5,396 | 6,562 | 11,958 |
| 12 | Edo | 99 | 40 | 139 | 459 | 239 | 698 | 558 | 279 | 837 |
| 13 | Ekiti | 3,202 | 4,150 | 7,352 | 1,373 | 1,065 | 2,438 | 4,575 | 5,215 | 9,790 |
| 14 | Enugu | 1,617 | 3,085 | 4,702 | 297 | 321 | 618 | 1,914 | 3,406 | 5,320 |
| 15 | FCT-Abuja | 5,112 | 4,565 | 9,677 | 673 | 723 | 1,396 | 5,785 | 5,288 | 11,073 |
| 16 | Gombe | 4,698 | 3,009 | 7,707 | 1,586 | 1,441 | 3,027 | 6,284 | 4,450 | 10,734 |
| 17 | Imo | 227 | 467 | 694 | 1,918 | 3,042 | 4,960 | 2,145 | 3,509 | 5,654 |
| 18 | Jigawa | 3,568 | 805 | 4,373 | 928 | 457 | 1,385 | 4,496 | 1,262 | 5,758 |
| 19 | Kaduna | 8,249 | 7,142 | 15,391 | 1,218 | 1,581 | 2,799 | 9,467 | 8,723 | 18,190 |
| 20 | Kano | 11,058 | 6,789 | 17,847 | 2,835 | 2,360 | 5,195 | 13,893 | 9,149 | 23,042 |
| 21 | Katsina | 3,374 | 582 | 3,956 | 1,090 | 264 | 1,354 | 4,464 | 846 | 5,310 |
| 22 | Kebbi | 2,045 | 1,107 | 3,152 | 479 | 303 | 782 | 2,524 | 1,410 | 3,934 |
| 23 | Kogi | 824 | 557 | 1,381 | 1,542 | 693 | 2,235 | 2,366 | 1,250 | 3,616 |
| 24 | Kwara | 1,075 | 988 | 2,063 | 3,211 | 2,714 | 5,925 | 4,286 | 3,702 | 7,988 |
| 25 | Lagos | 3,374 | 4,880 | 8,254 | 336 | 311 | 647 | 3,710 | 5,191 | 8,901 |
| 26 | Nasarawa | 1,765 | 625 | 2,390 | 2,150 | 737 | 2,887 | 3,915 | 1,362 | 5,277 |
| 27 | Niger | 7,746 | 7,508 | 15,254 | 2,167 | 3,071 | 5,238 | 9,913 | 10,579 | 20,492 |
| 28 | Ogun | 1,646 | 1,681 | 3,327 | 8,524 | 7,886 | 16,410 | 10,170 | 9,567 | 19,737 |
| 29 | Ondo | 4,884 | 4,929 | 9,813 | 1,302 | 874 | 2,176 | 6,186 | 5,803 | 11,989 |
| 30 | Osun | 3,202 | 3,972 | 7,174 | 7 | 7 | 14 | 3,209 | 3,979 | 7,188 |
| 31 | Oyo | 4,311 | 4,474 | 8,785 | 17,042 | 32,805 | 49,847 | 21,353 | 37,279 | 58,632 |
| 32 | Plateau | 2,570 | 5,715 | 8,285 | 2,634 | 984 | 3,618 | 5,204 | 6,699 | 11,903 |
| 33 | Rivers | 935 | 867 | 1,802 | 5,595 | 4,617 | 10,212 | 6,530 | 5,484 | 12,014 |
| 34 | Sokoto | 4,073 | 2,556 | 6,629 | 461 | 350 | 811 | 4,534 | 2,906 | 7,440 |
| 35 | Taraba | 6,394 | 2,784 | 9,178 | 2,525 | 1,711 | 4,236 | 8,919 | 4,495 | 13,414 |
| 36 | Yobe | 2,330 | 1,040 | 3,370 | 627 | 376 | 1,003 | 2,957 | 1,416 | 4,373 |
| 37 | Zamfara | 3,450 | 1,591 | 5,041 | 755 | 398 | 1,153 | 4,205 | 1,989 | 6,194 |
| | Total | 124,939 | 101,633 | 226,572 | 80,603 | 86,527 | 167,130 | 205,542 | 188,160 | 393,702 |

4.5.4 Summary of Public Senior Secondary School Teachers, Qualified Teachers and Percentage of Qualified Teachers by Gender

Table 4.15 Summary of Public SSS Teachers, Qualified Teachers and Percentage of Qualified Teachers by Gender: 2013/14- 2017/18

| Academic Year | Total Teacher | | | Qualified Teacher | | | % Qualified Teachers | | |
|---------------|---------------|---------|---------|-------------------|---------|---------|----------------------|-------|-------|
| | M | F | M+F | M | F | M+F | M | F | M+F |
| 2013/2014 | 84,130 | 67,925 | 152,055 | 54,439 | 49,938 | 104,377 | 35.80 | 32.84 | 68.64 |
| 2014/2015 | 90,139 | 76,144 | 166,283 | 69,489 | 56,611 | 126,100 | 41.79 | 34.04 | 75.83 |
| 2015/2016 | 80,416 | 56,452 | 136,868 | 68,553 | 49,440 | 117,993 | 50.09 | 36.12 | 86.21 |
| 2016/2017 | 100,365 | 74,255 | 174,620 | 66,463 | 48,546 | 115,009 | 38.06 | 27.80 | 65.86 |
| 2017/2018 | 205,542 | 188,160 | 393,702 | 124,939 | 101,633 | 226,572 | 31.73 | 25.81 | 57.55 |

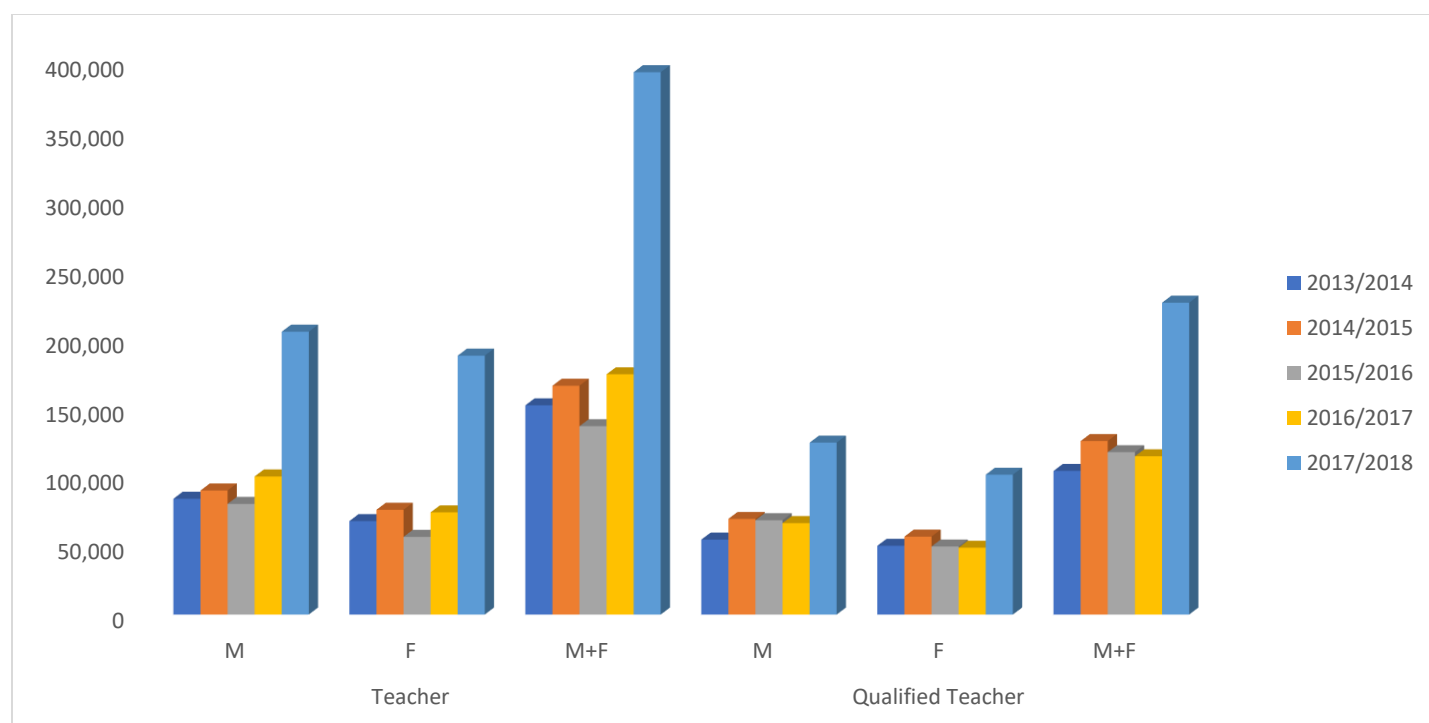


Fig 4.5 Summary of Public SSS Teachers by Gender: 2013/14-- 2017/18

4.5.5 Percentage of Qualified Teachers by State and Gender

Table 4.16 Number of Teaching Staff and percentage of Qualified Teachers in Public SSS by State and Gender 2017/18

| S/No. | State | Public Teachers | | | %female | Public Qualified Teachers | | | % QTs | % QFTs |
|-------|-------------|-----------------|--------|---------|---------|---------------------------|--------|---------|-------|--------|
| | | M | F | M+F | | M | F | M+F | | |
| 1 | Abia | 453 | 1,503 | 1,956 | 77% | 108 | 288 | 396 | 20% | 73% |
| 2 | Adamawa | 3,257 | 1,131 | 4,388 | 26% | 2,747 | 991 | 3,738 | 85% | 27% |
| 3 | Akwa-Ibom | 3,381 | 2,433 | 5,814 | 42% | 590 | 491 | 1,081 | 19% | 45% |
| 4 | Anambra | 759 | 4,559 | 5,318 | 86% | 600 | 4,359 | 4,959 | 93% | 88% |
| 5 | Bauchi | 3,485 | 1,286 | 4,771 | 27% | 2,706 | 1,074 | 3,780 | 79% | 28% |
| 6 | Bayelsa | 1,948 | 1,595 | 3,543 | 45% | 1,743 | 1,423 | 3,166 | 89% | 45% |
| 7 | Benue | 1,295 | 553 | 1,848 | 30% | 1,295 | 553 | 1,848 | 100% | 30% |
| 8 | Borno | 1,364 | 956 | 2,320 | 41% | 1,149 | 815 | 1,964 | 85% | 41% |
| 9 | Cross-River | 2,906 | 1,788 | 4,694 | 38% | 502 | 326 | 828 | 18% | 39% |
| 10 | Delta | 2,290 | 3,898 | 6,188 | 63% | 667 | 1,070 | 1,737 | 28% | 62% |
| 11 | Ebonyi | 2,257 | 1,595 | 3,852 | 41% | 1,935 | 1,416 | 3,351 | 87% | 42% |
| 12 | Edo | 344 | 120 | 464 | 26% | 61 | 20 | 81 | 17% | 25% |
| 13 | Ekiti | 3,829 | 4,295 | 8,124 | 53% | 2,987 | 3,678 | 6,665 | 82% | 55% |
| 14 | Enugu | 1,914 | 3,406 | 5,320 | 64% | 1,617 | 3,085 | 4,702 | 88% | 66% |
| 15 | FCT-Abuja | 1,813 | 2,427 | 4,240 | 57% | 1,619 | 2,224 | 3,843 | 91% | 58% |
| 16 | Gombe | 1,749 | 718 | 2,467 | 29% | 1,232 | 476 | 1,708 | 69% | 28% |
| 17 | Imo | 2,145 | 3,509 | 5,654 | 62% | 227 | 467 | 694 | 12% | 67% |
| 18 | Jigawa | 2,741 | 293 | 3,034 | 10% | 2,410 | 231 | 2,641 | 87% | 9% |
| 19 | Kaduna | 3,273 | 1,782 | 5,055 | 35% | 2,939 | 1,617 | 4,556 | 90% | 35% |
| 20 | Kano | 5,384 | 1,611 | 6,995 | 23% | 4,426 | 1,283 | 5,709 | 82% | 22% |
| 21 | Katsina | 3,643 | 617 | 4,260 | 14% | 2,972 | 489 | 3,461 | 81% | 14% |
| 22 | Kebbi | 1,323 | 402 | 1,725 | 23% | 1,054 | 338 | 1,392 | 81% | 24% |
| 23 | Kogi | 1,722 | 888 | 2,610 | 34% | 673 | 439 | 1,112 | 43% | 39% |
| 24 | Kwara | 3,355 | 3,067 | 6,422 | 48% | 953 | 865 | 1,818 | 28% | 48% |
| 25 | Lagos | 3,710 | 5,191 | 8,901 | 58% | 3,374 | 4,880 | 8,254 | 93% | 59% |
| 26 | Nasarawa | 3,010 | 930 | 3,940 | 24% | 1,499 | 506 | 2,005 | 51% | 25% |
| 27 | Niger | 2,389 | 933 | 3,322 | 28% | 2,122 | 845 | 2,967 | 89% | 28% |
| 28 | Ogun | 3,157 | 3,175 | 6,332 | 50% | 802 | 852 | 1,654 | 26% | 52% |
| 29 | Ondo | 4,478 | 4,569 | 9,047 | 51% | 4,377 | 4,493 | 8,870 | 98% | 51% |
| 30 | Osun | 3,209 | 3,979 | 7,188 | 55% | 3,202 | 3,972 | 7,174 | 100% | 55% |
| 31 | Oyo | 4,729 | 4,857 | 9,586 | 51% | 4,311 | 4,474 | 8,785 | 92% | 51% |
| 32 | Plateau | 2,627 | 1,065 | 3,692 | 29% | 1,408 | 612 | 2,020 | 55% | 30% |
| 33 | Rivers | 3,487 | 2,730 | 6,217 | 44% | 428 | 306 | 734 | 12% | 42% |
| 34 | Sokoto | 2,326 | 832 | 3,158 | 26% | 2,072 | 747 | 2,819 | 89% | 26% |
| 35 | Taraba | 1,759 | 623 | 2,382 | 26% | 1,558 | 562 | 2,120 | 89% | 27% |
| 36 | Yobe | 1,529 | 578 | 2,107 | 27% | 1,281 | 483 | 1,764 | 84% | 27% |
| 37 | Zamfara | 1,844 | 517 | 2,361 | 22% | 1,661 | 488 | 2,149 | 91% | 23% |
| | TOTAL | 94,884 | 74,411 | 169,295 | 44% | 65,307 | 51,238 | 116,545 | 69% | 44% |

QTs=Qualified Teachers; QFTs=Qualified Female Teachers

4.5.6 Number of Teaching Staff and percentage of Qualified Teachers in Private SSS by State and Gender

Table 4.17 Number of Teaching Staff & percentage of Qualified Teachers in Private SSS by State & Gender 2017/18

| S/No. | State | Private School Teachers | | | %F | Private School Qualified Teachers | | | % QTs | % QFTs |
|-------|-------------|-------------------------|---------|---------|---------|-----------------------------------|--------|--------|---------|---------|
| | | M | F | M+F | | M | F | M+F | | |
| 1 | Abia | 877 | 1,066 | 1,943 | 55% | 877 | 1,066 | 1,943 | 100% | 55% |
| 2 | Adamawa | 5,436 | 4,224 | 9,660 | 44% | 3,820 | 2,760 | 6,580 | 68% | 42% |
| 3 | Akwa Ibom | 786 | 655 | 1,441 | 45% | 153 | 131 | 284 | 20% | 46% |
| 4 | Anambra | 1,001 | 1,201 | 2,202 | 55% | 541 | 700 | 1,241 | 56% | 56% |
| 5 | Bauchi | 9,473 | 4,574 | 14,047 | 33% | 6,804 | 3,135 | 9,939 | 71% | 32% |
| 6 | Bayelsa | 1,747 | 1,400 | 3,147 | 44% | 200 | 264 | 464 | 15% | 57% |
| 7 | Benue | 3,569 | 949 | 4,518 | 21% | 3,537 | 944 | 4,481 | 99% | 21% |
| 8 | Borno | 691 | 659 | 1,350 | 49% | 537 | 446 | 983 | 73% | 45% |
| 9 | Cross River | 836 | 748 | 1,584 | 47% | 182 | 181 | 363 | 23% | 50% |
| 10 | Delta | 1,030 | 1,182 | 2,212 | 53% | 122 | 202 | 324 | 15% | 62% |
| 11 | Ebonyi | 3,139 | 4,967 | 8,106 | 61% | 2,296 | 3,090 | 5,386 | 66% | 57% |
| 12 | Edo | 214 | 159 | 373 | 43% | 38 | 20 | 58 | 16% | 34% |
| 13 | Ekiti | 746 | 920 | 1,666 | 55% | 215 | 472 | 687 | 41% | 69% |
| 14 | Enugu | | | - | #DIV/0! | | | - | #DIV/0! | #DIV/0! |
| 15 | FCT-Abuja | 3,972 | 2,861 | 6,833 | 42% | 3,493 | 2,341 | 5,834 | 85% | 40% |
| 16 | Gombe | 4,535 | 3,732 | 8,267 | 45% | 3,466 | 2,533 | 5,999 | 73% | 42% |
| 17 | Imo | | | - | #DIV/0! | | | - | #DIV/0! | #DIV/0! |
| 18 | Jigawa | 1,755 | 969 | 2,724 | 36% | 1,158 | 574 | 1,732 | 64% | 33% |
| 19 | Kaduna | 6,194 | 6,941 | 13,135 | 53% | 5,310 | 5,525 | 10,835 | 82% | 51% |
| 20 | Kano | 8,509 | 7,538 | 16,047 | 47% | 6,632 | 5,506 | 12,138 | 76% | 45% |
| 21 | Katsina | 821 | 229 | 1,050 | 22% | 402 | 93 | 495 | 47% | 19% |
| 22 | Kebbi | 1,201 | 1,008 | 2,209 | 46% | 991 | 769 | 1,760 | 80% | 44% |
| 23 | Kogi | 644 | 362 | 1006 | 36% | 151 | 118 | 269 | 27% | 44% |
| 24 | Kwara | 931 | 635 | 1566 | 41% | 122 | 123 | 245 | 16% | 50% |
| 25 | Lagos | | | | #DIV/0! | | | 0 | #DIV/0! | #DIV/0! |
| 26 | Nasarawa | 905 | 432 | 1337 | 32% | 266 | 119 | 385 | 29% | 31% |
| 27 | Niger | 7,524 | 9,646 | 17,170 | 56% | 5,624 | 6,663 | 12,287 | 72% | 54% |
| 28 | Ogun | 7013 | 6392 | 13405 | 48% | 844 | 829 | 1673 | 12% | 50% |
| 29 | Ondo | 1,708 | 1,234 | 2,942 | 42% | 507 | 436 | 943 | 32% | 46% |
| 30 | Osun | | | | #DIV/0! | | | 0 | #DIV/0! | #DIV/0! |
| 31 | Oyo | 16,624 | 32,422 | 49,046 | 66% | | | 0 | 0% | #DIV/0! |
| 32 | Plateau | 2577 | 5634 | 8211 | 69% | 1162 | 5103 | 6265 | 76% | 81% |
| 33 | Rivers | 3043 | 2754 | 5797 | 48% | 507 | 561 | 1068 | 18% | 53% |
| 34 | Sokoto | 2,208 | 2,074 | 4,282 | 48% | 2,001 | 1,809 | 3,810 | 89% | 47% |
| 35 | Taraba | 7,160 | 3,872 | 11,032 | 35% | 4,836 | 2,222 | 7,058 | 64% | 31% |
| 36 | Yobe | 1,428 | 838 | 2,266 | 37% | 1,049 | 557 | 1,606 | 71% | 35% |
| 37 | Zamfara | 2361 | 1472 | 3833 | 38% | 1,789 | 1,103 | 2892 | 75% | 38% |
| | Total | 110,658 | 113,749 | 224,407 | 51% | 59,632 | 50,395 | 110027 | 49% | 46% |

QTs=Qualified Teachers; QFTs=Qualified Female Teachers

4.5.7 Number of Teaching Staff and Percentage of Qualified Teachers in Public and Private SSS by State and Gender

Table 4.18 Number and Percentage of Qualified Teachers and Percentage of Qualified Females Teachers in Public and Private SSS by State and Gender 2017/18

| S/No. | State | All Teachers | | | %F | All Qualified Teachers | | | % QTs | % QFTs |
|-------|--------------|----------------|----------------|----------------|------------|------------------------|----------------|----------------|------------|------------|
| | | M | F | M+F | | M | F | M+F | | |
| 1 | Abia | 1,330 | 2,569 | 3,899 | 66% | 985 | 1,354 | 2,339 | 60% | 58% |
| 2 | Adamawa | 8,693 | 5,355 | 14,048 | 38% | 6,567 | 3,751 | 10,318 | 73% | 36% |
| 3 | Akwa Ibom | 4,167 | 3,088 | 7,255 | 43% | 743 | 622 | 1,365 | 19% | 46% |
| 4 | Anambra | 1,760 | 5,760 | 7,520 | 77% | 1,141 | 5,059 | 6,200 | 82% | 82% |
| 5 | Bauchi | 12,958 | 5,860 | 18,818 | 31% | 9,510 | 4,209 | 13,719 | 73% | 31% |
| 6 | Bayelsa | 3,695 | 2,995 | 6,690 | 45% | 1,943 | 1,687 | 3,630 | 54% | 46% |
| 7 | Benue | 4,864 | 1,502 | 6,366 | 24% | 4,832 | 1,497 | 6,329 | 99% | 24% |
| 8 | Borno | 2,055 | 1,615 | 3,670 | 44% | 1,686 | 1,261 | 2,947 | 80% | 43% |
| 9 | Cross River | 3,742 | 2,536 | 6,278 | 40% | 684 | 507 | 1,191 | 19% | 43% |
| 10 | Delta | 3,320 | 5,080 | 8,400 | 60% | 789 | 1,272 | 2,061 | 25% | 62% |
| 11 | Ebonyi | 5,396 | 6,562 | 11,958 | 55% | 4,231 | 4,506 | 8,737 | 73% | 52% |
| 12 | Edo | 558 | 279 | 837 | 33% | 99 | 40 | 139 | 17% | 29% |
| 13 | Ekiti | 4,575 | 5,215 | 9,790 | 53% | 3,202 | 4,150 | 7,352 | 75% | 56% |
| 14 | Enugu | 1,914 | 3,406 | 5,320 | 64% | 1,617 | 3,085 | 4,702 | 88% | 66% |
| 15 | FCT-Abuja | 5,785 | 5,288 | 11,073 | 48% | 5,112 | 4,565 | 9,677 | 87% | 47% |
| 16 | Gombe | 6,284 | 4,450 | 10,734 | 41% | 4,698 | 3,009 | 7,707 | 72% | 39% |
| 17 | Imo | 2,145 | 3,509 | 5,654 | 62% | 227 | 467 | 694 | 12% | 67% |
| 18 | Jigawa | 4,496 | 1,262 | 5,758 | 22% | 3,568 | 805 | 4,373 | 76% | 18% |
| 19 | Kaduna | 9,467 | 8,723 | 18,190 | 48% | 8,249 | 7,142 | 15,391 | 85% | 46% |
| 20 | Kano | 13,893 | 9,149 | 23,042 | 40% | 11,058 | 6,789 | 17,847 | 77% | 38% |
| 21 | Katsina | 4,464 | 846 | 5,310 | 16% | 3,374 | 582 | 3,956 | 75% | 15% |
| 22 | Kebbi | 2,524 | 1,410 | 3,934 | 36% | 2,045 | 1,107 | 3,152 | 80% | 35% |
| 23 | Kogi | 2,366 | 1,250 | 3,616 | 35% | 824 | 557 | 1,381 | 38% | 40% |
| 24 | Kwara | 4,286 | 3,702 | 7,988 | 46% | 1,075 | 988 | 2,063 | 26% | 48% |
| 25 | Lagos | 3,710 | 5,191 | 8,901 | 58% | 3,374 | 4,880 | 8,254 | 93% | 59% |
| 26 | Nasarawa | 3,915 | 1,362 | 5,277 | 26% | 1,765 | 625 | 2,390 | 45% | 26% |
| 27 | Niger | 9,913 | 10,579 | 20,492 | 52% | 7,746 | 7,508 | 15,254 | 74% | 49% |
| 28 | Ogun | 10,170 | 9,567 | 19,737 | 48% | 1,646 | 1,681 | 3,327 | 17% | 51% |
| 29 | Ondo | 6,186 | 5,803 | 11,989 | 48% | 4,884 | 4,929 | 9,813 | 82% | 50% |
| 30 | Osun | 3,209 | 3,979 | 7,188 | 55% | 3,202 | 3,972 | 7,174 | 100% | 55% |
| 31 | Oyo | 21,353 | 37,279 | 58,632 | 64% | 4,311 | 4,474 | 8,785 | 15% | 51% |
| 32 | Plateau | 5,204 | 6,699 | 11,903 | 56% | 2,570 | 5,715 | 8,285 | 70% | 69% |
| 33 | Rivers | 6,530 | 5,484 | 12,014 | 46% | 935 | 867 | 1,802 | 15% | 48% |
| 34 | Sokoto | 4,534 | 2,906 | 7,440 | 39% | 4,073 | 2,556 | 6,629 | 89% | 39% |
| 35 | Taraba | 8,919 | 4,495 | 13,414 | 34% | 6,394 | 2,784 | 9,178 | 68% | 30% |
| 36 | Yobe | 2,957 | 1,416 | 4,373 | 32% | 2,330 | 1,040 | 3,370 | 77% | 31% |
| 37 | Zamfara | 4,205 | 1,989 | 6,194 | 32% | 3,450 | 1,591 | 5,041 | 81% | 32% |
| | Total | 205,542 | 188,160 | 393,702 | 48% | 124,939 | 101,633 | 226,572 | 58% | 45% |

QTs=Qualified Teachers; QFTs=Qualified Female Teachers

4.6 Statistics on Classrooms

4.6.1 Number and Condition of Classrooms in Public and Private SSS by State

Table 4.19 Number and Condition of Classrooms in Public SSS by State 2017/18

| S/N | State | Public & Private | | |
|-----|-------------|-----------------------|----------------------|---------------------------|
| | | No. of Good Classroom | No. of Bad Classroom | Total Number of Classroom |
| 1 | Abia** | 1,414 | 467 | 1,881 |
| 2 | Adamawa | 1,876 | 90 | 1,966 |
| 3 | Akwa-Ibom | 364 | 876 | 1,240 |
| 4 | Anambra | 2,404 | 1,783 | 4,187 |
| 5 | Bauchi | 1,569 | 115 | 1,684 |
| 6 | Bayelsa | 1,414 | 50 | 1,464 |
| 7 | Benue | 6,763 | 291 | 7,054 |
| 8 | Borno | 1,258 | 953 | 2,211 |
| 9 | Cross-River | 482 | 899 | 1,381 |
| 10 | Delta | 401 | 688 | 1,089 |
| 11 | Ebonyi | 1,898 | 827 | 2,725 |
| 12 | Edo | 123 | 182 | 305 |
| 13 | *Ekiti | 178 | -51 | 127 |
| 14 | *Enugu | 2,191 | 71 | 2,262 |
| 15 | FCT-Abuja | 718 | 613 | 1,331 |
| 16 | Gombe | 9,118 | 2,450 | 11,568 |
| 17 | Imo | NA | 0 | NA |
| 18 | Jigawa | 1,639 | 255 | 1,894 |
| 19 | *Kaduna | 2,908 | 135 | 3,043 |
| 20 | Kano | 4,816 | 413 | 5,229 |
| 21 | Katsina | 21,878 | 2,428 | 24,306 |
| 22 | Kebbi | 1,031 | 88 | 1,119 |
| 23 | Kogi | 134 | 521 | 655 |
| 24 | Kwara | 312 | 898 | 1,210 |
| 25 | *Lagos | 3,740 | 918 | 4,658 |
| 26 | Nasarawa | 187 | 687 | 874 |
| 27 | Niger | 14,370 | 822 | 15,192 |
| 28 | Ogun | 230 | 1,068 | 1,298 |
| 29 | Ondo | 388 | 2,288 | 2,676 |
| 30 | Osun | 4,538 | 338 | 4,876 |
| 31 | Oyo | 4,643 | 1,753 | 6,396 |
| 32 | Plateau | 320 | 672 | 992 |
| 33 | Rivers | NA | 0 | NA |
| 34 | Sokoto | 2,759 | 701 | 3,460 |
| 35 | Taraba | 1,946 | 734 | 2,680 |
| 36 | Yobe | 539 | 39 | 578 |
| 37 | Zamfara | 1,147 | 23 | 1,170 |
| | Total | 99,696 | 25,085 | 124,781 |

*=Data from Public & Private SSS 2015/16; **=Data from Public SSS 2016/17; NA=Data not available

4.6.2 Student-Classroom Ratio and Student Teacher Ratio in Public and Private Senior Secondary Schools by State and Gender

Table 4.20 Student-Classroom Ratio & Student Teacher Ratio in Public & Private SSS by State & Gender: 2017/18

| S/No. | State | Good Classroom | Total Number of Classroom | Qualified Teachers | Total Teachers | Enrolment in Public & Private SSS | SGCR | SCR | SQTR | STR |
|-------|--------------|----------------|---------------------------|--------------------|----------------|-----------------------------------|-------|-----|------|-----|
| 1 | Abia | 1,414 | 1,881 | 2,339 | 3,899 | 49,901 | 35 | 27 | 21 | 13 |
| 2 | Adamawa | 1,876 | 1,966 | 10,318 | 14,048 | 97,786 | 52 | 50 | 9 | 7 |
| 3 | Akwa Ibom | 364 | 1,240 | 1,365 | 7,255 | 148,220 | 407 | 120 | 109 | 20 |
| 4 | Anambra | 2,404 | 4,187 | 6,200 | 7,520 | 105,814 | 44 | 25 | 17 | 14 |
| 5 | Bauchi | 1,569 | 1,684 | 13,719 | 18,818 | 147,018 | 94 | 87 | 11 | 8 |
| 6 | Bayelsa | 1,414 | 1,464 | 3,630 | 6,690 | 46,524 | 33 | 32 | 13 | 7 |
| 7 | Benue | 6,763 | 7,054 | 6,329 | 6,366 | 92,595 | 14 | 13 | 15 | 15 |
| 8 | Borno | 1,258 | 2,211 | 2,947 | 3,670 | 78,168 | 62 | 35 | 27 | 21 |
| 9 | Cross River | 482 | 1,381 | 1,191 | 6,278 | 59,149 | 123 | 43 | 50 | 9 |
| 10 | Delta | 401 | 1,089 | 2,061 | 8,400 | 96,631 | 241 | 89 | 47 | 12 |
| 11 | Ebonyi | 1,898 | 2,725 | 8,737 | 11,958 | 71,571 | 38 | 26 | 8 | 6 |
| 12 | Edo | 123 | 305 | 139 | 837 | 27,913 | 227 | 92 | 201 | 33 |
| 13 | Ekiti | 178 | 127 | 7,352 | 9,790 | 50,185 | 282 | 395 | 7 | 5 |
| 14 | Enugu | 2,191 | 2,262 | 4,702 | 5,320 | 113,085 | 52 | 50 | 24 | 21 |
| 15 | FCT Abuja | 718 | 1,331 | 9,677 | 11,073 | 140,922 | 196 | 106 | 15 | 13 |
| 16 | Gombe | 9,118 | 11,568 | 7,707 | 10,734 | 69,260 | 8 | 6 | 9 | 6 |
| 17 | Imo | | | 694 | 5,654 | 359,600 | | | 518 | 64 |
| 18 | Jigawa | 1,639 | 1,894 | 4,373 | 5,758 | 174,969 | 107 | 92 | 40 | 30 |
| 19 | Kaduna | 2,908 | 3,043 | 15,391 | 18,190 | 156,890 | 54 | 52 | 10 | 9 |
| 20 | Kano | 4,816 | 5,229 | 17,847 | 23,042 | 274,914 | 57 | 53 | 15 | 12 |
| 21 | Katsina | 21,878 | 24,306 | 3,956 | 5,310 | 209,433 | 10 | 9 | 53 | 39 |
| 22 | Kebbi | 1,031 | 1,119 | 3,152 | 3,934 | 70,638 | 69 | 63 | 22 | 18 |
| 23 | Kogi | 134 | 655 | 1,381 | 3,616 | 36,768 | 274 | 56 | 27 | 10 |
| 24 | Kwara | 312 | 1,210 | 2,063 | 7,988 | 92,596 | 297 | 77 | 45 | 12 |
| 25 | Lagos | 3,740 | 4,658 | 8,254 | 8,901 | 381,289 | 102 | 82 | 46 | 43 |
| 26 | Nasarawa | 187 | 874 | 2,390 | 5,277 | 78,380 | 419 | 90 | 33 | 15 |
| 27 | Niger | 14,370 | 15,192 | 15,254 | 20,492 | 150,406 | 10 | 10 | 10 | 7 |
| 28 | Ogun | 230 | 1,298 | 3,327 | 19,737 | 274,587 | 1,194 | 212 | 83 | 14 |
| 29 | Ondo | 388 | 2,676 | 9,813 | 11,989 | 109,824 | 283 | 41 | 11 | 9 |
| 30 | Osun | 4,538 | 4,876 | 7,174 | 7,188 | 92,202 | 20 | 19 | 13 | 13 |
| 31 | Oyo | 4,643 | 6,396 | 8,785 | 58,632 | 234,186 | 50 | 37 | 27 | 4 |
| 32 | Plateau | 320 | 992 | 8,285 | 11,903 | 75,241 | 235 | 76 | 9 | 6 |
| 33 | Rivers | | | 1,802 | 12,014 | 94,631 | | | 53 | 8 |
| 34 | Sokoto | 2,759 | 3,460 | 6,629 | 7,440 | 83,246 | 30 | 24 | 13 | 11 |
| 35 | Taraba | 1,946 | 2,680 | 9,178 | 13,414 | 61,936 | 32 | 23 | 7 | 5 |
| 36 | Yobe | 539 | 578 | 3,370 | 4,373 | 50,672 | 94 | 88 | 15 | 12 |
| 37 | Zamfara | 1,147 | 1,170 | 5,041 | 6,194 | 74,981 | 65 | 64 | 15 | 12 |
| | Total | 99,696 | 124,781 | 226,572 | 393,702 | 4,532,131 | 45 | 36 | 20 | 12 |

SQTR=Student-Qualified Teacher Ratio; SQTR= Student-Teacher Ratio; SCR= Student-Classroom Ratio; SGCR =Student-Good Classroom Ratio

4.7 Internal efficiency

4.7.1 Number of Repeaters in Public Senior Secondary Schools by State, Class and Gender

Table 4.21 Number of Repeaters in Public SSS by State, Class and Gender 2017/18

| S/N | State | SS1 | | SS2 | | SS3 | | Total | | |
|--------------|-------------|---------------|---------------|---------------|--------------|--------------|--------------|---------------|---------------|---------------|
| | | M | F | M | F | M | F | M | F | M+F |
| 1 | Abia | | | | | | | 0 | 0 | 0 |
| 2 | Adamawa | 5 | 5 | 545 | 405 | 299 | 223 | 849 | 633 | 1482 |
| 3 | Akwa-Ibom | 110 | 90 | 90 | 23 | 217 | 209 | 417 | 322 | 739 |
| 4 | Anambra | 48 | 22 | 48 | 63 | 9 | 28 | 105 | 113 | 218 |
| 5 | Bauchi | 31 | 0 | 71 | 62 | 81 | 87 | 183 | 149 | 332 |
| 6 | Bayelsa | 89 | 82 | 119 | 116 | 39 | 38 | 247 | 236 | 483 |
| 7 | Benue | 55 | 48 | 63 | 61 | 53 | 89 | 171 | 198 | 369 |
| 8 | Borno | 25 | 0 | 144 | 35 | 42 | 18 | 211 | 53 | 264 |
| 9 | Cross River | 17 | 17 | 27 | 37 | 5 | 83 | 49 | 137 | 186 |
| 10 | Delta | 30 | 18 | 11 | 46 | 15 | 14 | 56 | 78 | 134 |
| 11 | Ebonyi | 0 | 0 | 1 | | 0 | 3 | 1 | 3 | 4 |
| 12 | Edo | | | | | | | 0 | 0 | 0 |
| 13 | Ekiti | | | | | | | 0 | 0 | 0 |
| 14 | Enugu | | | | | | | 0 | 0 | 0 |
| 15 | FCT-Abuja | 500 | 568 | 498 | 724 | 54 | 82 | 1052 | 1374 | 2426 |
| 16 | Gombe | 0 | 0 | 378 | 194 | 134 | 84 | 512 | 278 | 790 |
| 17 | Imo | | | | | | | 0 | 0 | 0 |
| 18 | Jigawa | 0 | 0 | 31 | 0 | 35 | 0 | 66 | 0 | 66 |
| 19 | Kaduna | | | | | | | 0 | 0 | 0 |
| 20 | Kano | 0 | 0 | 49 | 8 | 56 | 14 | 105 | 22 | 127 |
| 21 | Katsina | 135 | 110 | 257 | 227 | 165 | 134 | 557 | 471 | 1028 |
| 22 | Kebbi | 176 | 35 | 268 | 109 | 473 | 100 | 917 | 244 | 1161 |
| 23 | Kogi | 13 | 10 | 9 | 91 | 85 | 0 | 107 | 101 | 208 |
| 24 | Kwara | 9 | 22 | 50 | 68 | 49 | 60 | 108 | 150 | 258 |
| 25 | Lagos | 11,006 | 9,294 | 7,217 | 6,390 | 121 | 182 | 18344 | 15866 | 34210 |
| 26 | Nasarawa | 94 | 49 | 77 | 75 | 79 | 76 | 250 | 200 | 450 |
| 27 | Niger | 17 | 21 | 477 | 224 | 320 | 162 | 814 | 407 | 1221 |
| 28 | Ogun | 301 | 177 | 292 | 421 | 32 | 2 | 625 | 600 | 1225 |
| 29 | Ondo | | | | | | | 0 | 0 | 0 |
| 30 | Osun | | | | | | | 0 | 0 | 0 |
| 31 | Oyo | | | | | | | 0 | 0 | 0 |
| 32 | Plateau | 13 | 20 | 20 | 18 | 56 | 20 | 89 | 58 | 147 |
| 33 | Rivers | | | | | | | 0 | 0 | 0 |
| 34 | Sokoto | 50 | 16 | 228 | 71 | 74 | 30 | 352 | 117 | 469 |
| 35 | Taraba | 2 | 1 | 7 | 10 | 1 | 0 | 10 | 11 | 21 |
| 36 | Yobe | 50 | 24 | 106 | 10 | 422 | 0 | 578 | 34 | 612 |
| 37 | Zamfara | 0 | 0 | 0 | 0 | 0 | 0 | 0 | 0 | 0 |
| total | | 12,776 | 10,629 | 11,083 | 9,488 | 2,916 | 1,738 | 26,775 | 21,855 | 48,630 |

4.7.2 Number of Repeaters in Private Senior Secondary Schools by State, Class and Gender

Table 4.22 Number of Repeaters in Private Senior SSS by State, Class and Gender

| S/N | State | SS1 | | SS2 | | SS3 | | Total | | |
|--------------|-------------|------------|------------|------------|------------|------------|------------|--------------|--------------|--------------|
| | | M | F | M | F | M | F | M | F | M+F |
| 1 | Abia | | | | | | | 0 | 0 | 0 |
| 2 | Adamawa | 0 | 0 | 41 | 22 | 8 | 13 | 49 | 35 | 84 |
| 3 | Akwa-Ibom | | | | | | | 0 | 0 | 0 |
| 4 | Anambra | 2 | 1 | 0 | 8 | 10 | 11 | 12 | 20 | 32 |
| 5 | Bauchi | | | 13 | 8 | 22 | 40 | 35 | 48 | 83 |
| 6 | Bayelsa | 0 | 0 | 0 | 0 | 0 | 0 | 0 | 0 | 0 |
| 7 | Benue | 416 | 431 | 346 | 360 | 441 | 411 | 1203 | 1202 | 2405 |
| 8 | Borno | | | 3 | 1 | | | 3 | 1 | 4 |
| 9 | Cross River | 2 | 3 | 2 | 1 | 2 | 3 | 6 | 7 | 13 |
| 10 | Delta | 10 | 0 | 6 | 10 | 0 | 5 | 16 | 15 | 31 |
| 11 | Ebonyi | | | 6 | 7 | 8 | 30 | 14 | 37 | 51 |
| 12 | Edo | | | | | | | 0 | 0 | 0 |
| 13 | Ekiti | | | | | | | 0 | 0 | 0 |
| 14 | Enugu | | | | | | | 0 | 0 | 0 |
| 15 | FCT-Abuja | 0 | 0 | 0 | 0 | 0 | 0 | 0 | 0 | 0 |
| 16 | Gombe | | | 48 | 36 | | | 48 | 36 | 84 |
| 17 | Imo | | | | | | | 0 | 0 | 0 |
| 18 | Jigawa | 2 | 1 | 4 | 6 | 1 | 1 | 7 | 8 | 15 |
| 19 | Kaduna | 9 | 4 | 10 | 5 | 0 | 0 | 19 | 9 | 28 |
| 20 | Kano | 0 | 0 | 0 | 0 | 0 | 0 | 0 | 0 | 0 |
| 21 | Katsina | 6 | 3 | 37 | 24 | 23 | 9 | 66 | 36 | 102 |
| 22 | Kebbi | | | 2 | | | 3 | 2 | 3 | 5 |
| 23 | Kogi | 14 | 22 | 8 | 2 | 5 | 6 | 27 | 30 | 57 |
| 24 | Kwara | 0 | 0 | 1 | 28 | 1 | 3 | 2 | 31 | 33 |
| 25 | Lagos | | | | | | | 0 | 0 | 0 |
| 26 | Nasarawa | 4 | 2 | 20 | 11 | 9 | 0 | 33 | 13 | 46 |
| 27 | Niger | 4 | 1 | 9 | 12 | 0 | 0 | 13 | 13 | 26 |
| 28 | Ogun | 53 | 24 | 82 | 74 | 49 | 21 | 184 | 119 | 303 |
| 29 | Ondo | | | | | | | 0 | 0 | 0 |
| 30 | Osun | | | | | | | 0 | 0 | 0 |
| 31 | Oyo | | | | | | | 0 | 0 | 0 |
| 32 | Plateau | 54 | 39 | 39 | 44 | 35 | 34 | 128 | 117 | 245 |
| 33 | Rivers | | | | | | | 0 | 0 | 0 |
| 34 | Sokoto | | | | | | | 0 | 0 | 0 |
| 35 | Taraba | 0 | 0 | 1 | 2 | 3 | 6 | 4 | 8 | 12 |
| 36 | Yobe | 1 | 1 | 2 | 1 | 0 | 0 | 3 | 2 | 5 |
| 37 | Zamfara | | | | | | | 0 | 0 | 0 |
| Total | | 577 | 532 | 680 | 662 | 617 | 596 | 1,874 | 1,790 | 3,664 |

4.7.3 Number of Repeaters in Public and Private Senior Secondary Schools by State, Class and Gender

Table 4.23 Number of Repeaters in Public and Private SSS by State, Class and Gender 2017/18

| S/N | State | SS1 | | SS2 | | SS3 | | Total | | |
|--------------|-------------|---------------|---------------|---------------|---------------|--------------|--------------|---------------|---------------|---------------|
| | | M | F | M | F | M | F | M | F | M+F |
| 1 | Abia | 0 | 0 | 0 | 0 | 0 | 0 | 0 | 0 | 0 |
| 2 | Adamawa | 5 | 5 | 586 | 427 | 307 | 236 | 898 | 668 | 1,566 |
| 3 | Akwa-Ibom | 110 | 90 | 90 | 23 | 217 | 209 | 417 | 322 | 739 |
| 4 | Anambra | 50 | 23 | 48 | 71 | 19 | 39 | 117 | 133 | 250 |
| 5 | Bauchi | 31 | 0 | 84 | 70 | 103 | 127 | 218 | 197 | 415 |
| 6 | Bayelsa | 89 | 82 | 119 | 116 | 39 | 38 | 247 | 236 | 483 |
| 7 | Benue | 471 | 479 | 409 | 421 | 494 | 500 | 1,374 | 1,400 | 2,774 |
| 8 | Borno | 25 | 0 | 147 | 36 | 42 | 18 | 214 | 54 | 268 |
| 9 | Cross River | 19 | 20 | 29 | 38 | 7 | 86 | 55 | 144 | 199 |
| 10 | Delta | 40 | 18 | 17 | 56 | 15 | 19 | 72 | 93 | 165 |
| 11 | Ebonyi | 0 | 0 | 7 | 7 | 8 | 33 | 15 | 40 | 55 |
| 12 | Edo | 0 | 0 | 0 | 0 | 0 | 0 | 0 | 0 | 0 |
| 13 | Ekiti | 0 | 0 | 0 | 0 | 0 | 0 | 0 | 0 | 0 |
| 14 | Enugu | 0 | 0 | 0 | 0 | 0 | 0 | 0 | 0 | 0 |
| 15 | FCT-Abuja | 500 | 568 | 498 | 724 | 54 | 82 | 1,052 | 1,374 | 2,426 |
| 16 | Gombe | 0 | 0 | 426 | 230 | 134 | 84 | 560 | 314 | 874 |
| 17 | Imo | 0 | 0 | 0 | 0 | 0 | 0 | 0 | 0 | 0 |
| 18 | Jigawa | 2 | 1 | 35 | 6 | 36 | 1 | 73 | 8 | 81 |
| 19 | Kaduna | 9 | 4 | 10 | 5 | 0 | 0 | 19 | 9 | 28 |
| 20 | Kano | 0 | 0 | 49 | 8 | 56 | 14 | 105 | 22 | 127 |
| 21 | Katsina | 141 | 113 | 294 | 251 | 188 | 143 | 623 | 507 | 1,130 |
| 22 | Kebbi | 176 | 35 | 270 | 109 | 473 | 103 | 919 | 247 | 1,166 |
| 23 | Kogi | 27 | 32 | 17 | 93 | 90 | 6 | 134 | 131 | 265 |
| 24 | Kwara | 9 | 22 | 51 | 96 | 50 | 63 | 110 | 181 | 291 |
| 25 | Lagos | 11,006 | 9,294 | 7,217 | 6,390 | 121 | 182 | 18,344 | 15,866 | 34,210 |
| 26 | Nasarawa | 98 | 51 | 97 | 86 | 88 | 76 | 283 | 213 | 496 |
| 27 | Niger | 21 | 22 | 486 | 236 | 320 | 162 | 827 | 420 | 1,247 |
| 28 | Ogun | 354 | 201 | 374 | 495 | 81 | 23 | 809 | 719 | 1,528 |
| 29 | Ondo | 0 | 0 | 0 | 0 | 0 | 0 | 0 | 0 | 0 |
| 30 | Osun | 0 | 0 | 0 | 0 | 0 | 0 | 0 | 0 | 0 |
| 31 | Oyo | 0 | 0 | 0 | 0 | 0 | 0 | 0 | 0 | 0 |
| 32 | Plateau | 67 | 59 | 59 | 62 | 91 | 54 | 217 | 175 | 392 |
| 33 | Rivers | 0 | 0 | 0 | 0 | 0 | 0 | 0 | 0 | 0 |
| 34 | Sokoto | 50 | 16 | 228 | 71 | 74 | 30 | 352 | 117 | 469 |
| 35 | Taraba | 2 | 1 | 8 | 12 | 4 | 6 | 14 | 19 | 33 |
| 36 | Yobe | 51 | 25 | 108 | 11 | 422 | 0 | 581 | 36 | 617 |
| 37 | Zamfara | 0 | 0 | 0 | 0 | 0 | 0 | 0 | 0 | 0 |
| total | | 13,353 | 11,161 | 11,763 | 10,150 | 3,533 | 2,334 | 28,649 | 23,645 | 52,294 |

4.7.4 Number of “Drop Outs” in Public Senior Secondary Schools by State, Class and Gender

Table 4.24 Number of “Drop Outs” in Public SSS by State, Class and Gender: 2017/18

| S/N | State | SS1 | | SS2 | | SS3 | | Total | | |
|-----|-------------|-------|-------|-------|-------|-------|-------|--------|--------|--------|
| | | M | F | M | F | M | F | M | F | M+F |
| 1 | Abia | | | | | | | 0 | 0 | 0 |
| 2 | Adamawa | 229 | 274 | 563 | 457 | 411 | 352 | 1,203 | 1,083 | 2,286 |
| 3 | Akwa-Ibom | | | | | | | 0 | 0 | 0 |
| 4 | Anambra | | | | | | | 0 | 0 | 0 |
| 5 | Bauchi | 133 | 98 | 238 | 215 | 178 | 167 | 549 | 480 | 1,029 |
| 6 | Bayelsa | 0 | 0 | 0 | 0 | 0 | 0 | 0 | 0 | 0 |
| 7 | Benue | 286 | 273 | 288 | 303 | 343 | 295 | 917 | 871 | 1,788 |
| 8 | Borno | 61 | 9 | 77 | 38 | 22 | 18 | 160 | 65 | 225 |
| 9 | Cross River | | | | | | | 0 | 0 | 0 |
| 10 | Delta | | | | | | | 0 | 0 | 0 |
| 11 | Ebonyi | 119 | 107 | 173 | 138 | 225 | 103 | 517 | 348 | 865 |
| 12 | Edo | | | | | | | 0 | 0 | 0 |
| 13 | Ekiti | | | | | | | 0 | 0 | 0 |
| 14 | Enugu | | | | | | | 0 | 0 | 0 |
| 15 | FCT-Abuja | 84 | 116 | 213 | 235 | 1309 | 1038 | 1,606 | 1,389 | 2,995 |
| 16 | Gombe | 34 | 144 | 147 | 156 | 87 | 93 | 268 | 393 | 661 |
| 17 | Imo | | | | | | | 0 | 0 | 0 |
| 18 | Jigawa | 13 | 24 | 9 | 25 | 17 | 28 | 39 | 77 | 116 |
| 19 | Kaduna | 1,216 | 696 | 1,320 | 1,067 | 1506 | 1490 | 4,042 | 3,253 | 7,295 |
| 20 | Kano | 448 | 396 | 382 | 402 | 612 | 437 | 1,442 | 1,235 | 2,677 |
| 21 | Katsina | 225 | 173 | 601 | 477 | 1005 | 807 | 1,831 | 1,457 | 3,288 |
| 22 | Kebbi | 212 | 142 | 329 | 159 | 106 | 72 | 647 | 373 | 1,020 |
| 23 | Kogi | | | | | | | 0 | 0 | 0 |
| 24 | Kwara | | | | | | | 0 | 0 | 0 |
| 25 | Lagos | | | | | | | 0 | 0 | 0 |
| 26 | Nasarawa | | | | | | | 0 | 0 | 0 |
| 27 | Niger | 68 | 28 | 144 | 86 | 135 | 45 | 347 | 159 | 506 |
| 28 | Ogun | | | | | | | 0 | 0 | 0 |
| 29 | Ondo | | | | | | | 0 | 0 | 0 |
| 30 | Osun | 99 | 100 | 101 | 105 | 74 | 72 | 274 | 277 | 551 |
| 31 | Oyo | 32 | 23 | 68 | 84 | 86 | 92 | 186 | 199 | 385 |
| 32 | Plateau | | | | | | | 0 | 0 | 0 |
| 33 | Rivers | | | | | | | 0 | 0 | 0 |
| 34 | Sokoto | 21 | 11 | 28 | 24 | 14 | 10 | 63 | 45 | 108 |
| 35 | Taraba | 24 | 16 | 53 | 27 | 42 | 25 | 119 | 68 | 187 |
| 36 | Yobe | | | | | | | 0 | 0 | 0 |
| 37 | Zamfara | 201 | 73 | 226 | 80 | 145 | 43 | 572 | 196 | 768 |
| | Total | 3,505 | 2,703 | 4,960 | 4,078 | 6,317 | 5,187 | 14,782 | 11,968 | 26,750 |

4.7.5 Number of “Drop Outs” in Private Senior Secondary Schools by State, Class and Gender

Table 4.25 Number of “Drop Outs” in Private SSS by State, Class and Gender 2017/18

| S/N | State | SS1 | | SS2 | | SS3 | | Total | | |
|-----|--------------|--------------|--------------|--------------|--------------|--------------|--------------|---------------|--------------|---------------|
| | | M | F | M | F | M | F | M | F | M+F |
| 1 | Abia | | | | | | | 0 | 0 | 0 |
| 2 | Adamawa | 18 | 11 | 23 | 21 | 22 | 29 | 63 | 61 | 124 |
| 3 | Akwa-Ibom | | | | | | | 0 | 0 | 0 |
| 4 | Anambra | | | | | | | 0 | 0 | 0 |
| 5 | Bauchi | 32 | 21 | 34 | 46 | 39 | 46 | 105 | 113 | 218 |
| 6 | Bayelsa | 0 | 0 | 0 | 0 | 0 | 0 | 0 | 0 | 0 |
| 7 | Benue | 2,780 | 2,478 | 5,258 | 1560 | 1520 | 3080 | 9,558 | 7,118 | 16,676 |
| 8 | Borno | 1 | 4 | 4 | 8 | 2 | 1 | 7 | 13 | 20 |
| 9 | Cross River | | | | | | | 0 | 0 | 0 |
| 10 | Delta | | | | | | | 0 | 0 | 0 |
| 11 | Ebonyi | 5 | 6 | 21 | 38 | 29 | 13 | 55 | 57 | 112 |
| 12 | Edo | | | | | | | 0 | 0 | 0 |
| 13 | Ekiti | | | | | | | 0 | 0 | 0 |
| 14 | Enugu | | | | | | | 0 | 0 | 0 |
| 15 | FCT-Abuja | | | | | | | 0 | 0 | 0 |
| 16 | Gombe | 14 | 15 | 47 | 37 | 23 | 28 | 84 | 80 | 164 |
| 17 | Imo | | | | | | | 0 | 0 | 0 |
| 18 | Jigawa | 2 | 0 | 0 | 0 | 0 | 0 | 2 | 0 | 2 |
| 19 | Kaduna | 82 | 98 | 96 | 119 | 74 | 66 | 252 | 283 | 535 |
| 20 | Kano | 42 | 41 | 20 | 39 | 42 | 31 | 104 | 111 | 215 |
| 21 | Katsina | 24 | 30 | 46 | 65 | 46 | 36 | 116 | 131 | 247 |
| 22 | Kebbi | 7 | 2 | 3 | 3 | 2 | 2 | 12 | 7 | 19 |
| 23 | Kogi | | | | | | | 0 | 0 | 0 |
| 24 | Kwara | | | | | | | 0 | 0 | 0 |
| 25 | Lagos | | | | | | | 0 | 0 | 0 |
| 26 | Nasarawa | | | | | | | 0 | 0 | 0 |
| 27 | Niger | 2 | 2 | 16 | 12 | 9 | 12 | 27 | 26 | 53 |
| 28 | Ogun | | | | | | | 0 | 0 | 0 |
| 29 | Ondo | | | | | | | 0 | 0 | 0 |
| 30 | Osun | | | | | | | 0 | 0 | 0 |
| 31 | Oyo | 17 | 22 | 45 | 64 | 82 | 27 | 144 | 113 | 257 |
| 32 | Plateau | | | | | | | 0 | 0 | 0 |
| 33 | Rivers | | | | | | | 0 | 0 | 0 |
| 34 | Sokoto | 52 | 36 | 71 | 30 | 15 | 21 | 138 | 87 | 225 |
| 35 | Taraba | 30 | 23 | 27 | 26 | 18 | 45 | 75 | 94 | 169 |
| 36 | Yobe | 70 | 84 | 94 | 94 | 80 | 103 | 244 | 281 | 525 |
| 37 | Zamfara | 0 | 0 | 0 | 0 | 0 | 0 | 0 | 0 | 0 |
| | Total | 3,178 | 2,873 | 5,805 | 2,162 | 2,003 | 3,540 | 10,986 | 8,575 | 19,561 |

4.7.6 Number of “Drop Outs” in Public and Private Senior Secondary Schools by State, Class and Gender

Table 4.26 Number of “Drop Outs” in Public & Private SSS by State, Class and Gender: 2017/18

| S/N | State | SS1 | | SS2 | | SS3 | | Total | | |
|-------|-------------|-------|-------|--------|-------|-------|-------|--------|--------|--------|
| | | M | F | M | F | M | F | M | F | M+F |
| 1 | Abia | NA | NA | NA | NA | NA | NA | NA | NA | NA |
| 2 | Adamawa | 247 | 285 | 586 | 478 | 433 | 381 | 1,266 | 1,144 | 2,410 |
| 3 | Akwa-Ibom | NA | NA | NA | NA | NA | NA | NA | NA | NA |
| 4 | Anambra | NA | NA | NA | NA | NA | NA | NA | NA | NA |
| 5 | Bauchi | 165 | 119 | 272 | 261 | 217 | 213 | 654 | 593 | 1,247 |
| 6 | Bayelsa | NA | NA | NA | NA | NA | NA | NA | NA | NA |
| 7 | Benue | 3,066 | 2,751 | 5,546 | 1863 | 1863 | 3375 | 10,475 | 7,989 | 18,464 |
| 8 | Borno | 62 | 13 | 81 | 46 | 24 | 19 | 167 | 78 | 245 |
| 9 | Cross River | NA | NA | NA | NA | NA | NA | NA | NA | NA |
| 10 | Delta | NA | NA | NA | NA | NA | NA | NA | NA | NA |
| 11 | Ebonyi | 124 | 113 | 194 | 176 | 254 | 116 | 572 | 405 | 977 |
| 12 | Edo | NA | NA | NA | NA | NA | NA | NA | NA | NA |
| 13 | Ekiti | NA | NA | NA | NA | NA | NA | NA | NA | NA |
| 14 | Enugu | NA | NA | NA | NA | NA | NA | NA | NA | NA |
| 15 | FCT-Abuja | 84 | 116 | 213 | 235 | 1309 | 1038 | 1,606 | 1,389 | 2,995 |
| 16 | Gombe | 48 | 159 | 194 | 193 | 110 | 121 | 352 | 473 | 825 |
| 17 | Imo | NA | NA | NA | NA | NA | NA | NA | NA | NA |
| 18 | Jigawa | 15 | 24 | 9 | 25 | 17 | 28 | 41 | 77 | 118 |
| 19 | Kaduna | 1,298 | 794 | 1,416 | 1,186 | 1580 | 1556 | 4,294 | 3,536 | 7,830 |
| 20 | Kano | 490 | 437 | 402 | 441 | 654 | 468 | 1,546 | 1,346 | 2,892 |
| 21 | Katsina | 249 | 203 | 647 | 542 | 1051 | 843 | 1,947 | 1,588 | 3,535 |
| 22 | Kebbi | 219 | 144 | 332 | 162 | 108 | 74 | 659 | 380 | 1,039 |
| 23 | Kogi | NA | NA | NA | NA | NA | NA | NA | NA | NA |
| 24 | Kwara | NA | NA | NA | NA | NA | NA | NA | NA | NA |
| 25 | Lagos | NA | NA | NA | NA | NA | NA | NA | NA | NA |
| 26 | Nasarawa | NA | NA | NA | NA | NA | NA | NA | NA | NA |
| 27 | Niger | 70 | 30 | 160 | 98 | 144 | 57 | 374 | 185 | 559 |
| 28 | Ogun | NA | NA | NA | NA | NA | NA | NA | NA | NA |
| 29 | Ondo | NA | NA | NA | NA | NA | NA | NA | NA | NA |
| 30 | Osun | 99 | 100 | 101 | 105 | 74 | 72 | 274 | 277 | 551 |
| 31 | Oyo | 49 | 45 | 113 | 148 | 168 | 119 | 330 | 312 | 642 |
| 32 | Plateau | NA | NA | NA | NA | NA | NA | NA | NA | NA |
| 33 | Rivers | NA | NA | NA | NA | NA | NA | NA | NA | NA |
| 34 | Sokoto | 73 | 47 | 99 | 54 | 29 | 31 | 201 | 132 | 333 |
| 35 | Taraba | 54 | 39 | 80 | 53 | 60 | 70 | 194 | 162 | 356 |
| 36 | Yobe | 70 | 84 | 94 | 94 | 80 | 103 | 244 | 281 | 525 |
| 37 | Zamfara | 201 | 73 | 226 | 80 | 145 | 43 | 572 | 196 | 768 |
| Total | | 6,683 | 5,576 | 10,765 | 6,240 | 8,320 | 8,727 | 25,768 | 20,543 | 46,311 |

NA=Not Available

4.7.7 Completion Rate in Senior Secondary Schools by State and Gender

Table 4.27 Completion Rate in SSS by State and Gender: 2017/18

| S/N | State | SS3 Enrolment | | | Population Age 17 | | | Completion Rate | | |
|-----|--------------|----------------|----------------|------------------|-------------------|------------------|------------------|-----------------|--------------|--------------|
| | | M | F | M+F | M | F | M+F | M | F | M+F |
| 1 | Abia** | 7,102 | 7,742 | 14,844 | 35,271 | 34,845 | 70,116 | 20.14 | 22.22 | 21.17 |
| 2 | Adamawa | 15,335 | 12,576 | 27,911 | 38,006 | 37,547 | 75,553 | 40.35 | 33.49 | 36.94 |
| 3 | Akwa-Ibom | 21,511 | 22,543 | 44,054 | 46,286 | 45,727 | 92,013 | 46.47 | 49.30 | 47.88 |
| 4 | Anambra | 13,111 | 15,895 | 29,006 | 50,914 | 50,299 | 101,213 | 25.75 | 31.60 | 28.66 |
| 5 | Bauchi | 25,999 | 17,903 | 43,902 | 59,988 | 59,264 | 119,252 | 43.34 | 30.21 | 36.81 |
| 6 | Bayelsa | 7,909 | 6,968 | 14,877 | 21,923 | 21,658 | 43,581 | 36.08 | 32.17 | 34.14 |
| 7 | Benue | 16,305 | 12,414 | 28,719 | 45,346 | 44,799 | 90,145 | 35.96 | 27.71 | 31.86 |
| 8 | Borno | 14,568 | 9,320 | 23,888 | 45,028 | 44,485 | 89,513 | 32.35 | 20.95 | 26.69 |
| 9 | Cross River | 8,184 | 8,480 | 16,664 | 33,582 | 33,176 | 66,758 | 24.37 | 25.56 | 24.96 |
| 10 | Delta | 11,685 | 11,981 | 23,666 | 51,988 | 51,361 | 103,349 | 22.48 | 23.33 | 22.90 |
| 11 | Ebonyi | 10,230 | 11,148 | 21,378 | 23,267 | 22,986 | 46,253 | 43.97 | 48.50 | 46.22 |
| 12 | Edo | 4,267 | 4,575 | 8,842 | 40,011 | 39,528 | 79,539 | 10.66 | 11.57 | 11.12 |
| 13 | *Ekiti** | 8,090 | 7,743 | 15,833 | 31,811 | 31,428 | 63,239 | 25.43 | 24.64 | 25.04 |
| 14 | *Enugu** | 16,347 | 20,208 | 36,555 | 40,698 | 40,207 | 80,905 | 40.17 | 50.26 | 45.18 |
| 15 | FCT-Abuja | 39,749 | 42,581 | 82,330 | 13,532 | 13,369 | 26,901 | 293.74 | 318.51 | 306.05 |
| 16 | Gombe | 10,791 | 8,962 | 19,753 | 31,243 | 30,866 | 62,109 | 34.54 | 29.04 | 31.80 |
| 17 | *Imo** | 57,222 | 59,625 | 116,847 | 46,139 | 45,582 | 91,721 | 124.02 | 130.81 | 127.39 |
| 18 | Jigawa | 65,082 | 38,922 | 104,004 | 49,361 | 48,766 | 98,127 | 131.85 | 79.81 | 105.99 |
| 19 | Kaduna | 22,285 | 18,090 | 40,375 | 73,414 | 72,529 | 145,943 | 30.36 | 24.94 | 27.66 |
| 20 | Kano | 46,231 | 32,503 | 78,734 | 120,262 | 118,811 | 239,073 | 38.44 | 27.36 | 32.93 |
| 21 | Katsina | 37,327 | 22,431 | 59,758 | 67,191 | 66,380 | 133,571 | 55.55 | 33.79 | 44.74 |
| 22 | Kebbi | 14,670 | 8,324 | 22,994 | 35,172 | 34,748 | 69,920 | 41.71 | 23.96 | 32.89 |
| 23 | Kogi | 6,059 | 5,431 | 11,490 | 36,200 | 35,763 | 71,963 | 16.74 | 15.19 | 15.97 |
| 24 | Kwara | 13,474 | 12,323 | 25,797 | 25,439 | 25,133 | 50,572 | 52.97 | 49.03 | 51.01 |
| 25 | *Lagos** | 47,871 | 52,293 | 100,164 | 105,028 | 103,761 | 208,789 | 45.58 | 50.40 | 47.97 |
| 26 | Nasarawa | 17,327 | 11,703 | 29,030 | 20,285 | 20,040 | 40,325 | 85.42 | 58.40 | 71.99 |
| 27 | Niger | 25,605 | 18,268 | 43,873 | 42,398 | 41,886 | 84,284 | 60.39 | 43.61 | 52.05 |
| 28 | Ogun | 36,099 | 37,413 | 73,512 | 41,211 | 40,714 | 81,925 | 87.60 | 91.89 | 89.73 |
| 29 | Ondo | 15,153 | 15,201 | 30,354 | 41,303 | 40,805 | 82,108 | 36.69 | 37.25 | 36.97 |
| 30 | *Osun** | 12,201 | 12,153 | 24,354 | 42,119 | 41,611 | 83,730 | 28.97 | 29.21 | 29.09 |
| 31 | Oyo | 27,842 | 29,172 | 57,014 | 64,587 | 63,808 | 128,395 | 43.11 | 45.72 | 44.41 |
| 32 | Plateau | 11,764 | 10,177 | 21,941 | 37,639 | 37,185 | 74,824 | 31.25 | 27.37 | 29.32 |
| 33 | *Rivers** | 15,503 | 15,930 | 31,433 | 65,174 | 64,387 | 129,561 | 23.79 | 24.74 | 24.26 |
| 34 | Sokoto | 14,874 | 9,098 | 23,972 | 41,164 | 40,668 | 81,832 | 36.13 | 22.37 | 29.29 |
| 35 | Taraba | 10,159 | 7,538 | 17,697 | 24,747 | 24,448 | 49,195 | 41.05 | 30.83 | 35.97 |
| 36 | Yobe | 9,459 | 4,048 | 13,507 | 31,173 | 30,797 | 61,970 | 30.34 | 13.14 | 21.80 |
| 37 | Zamfara | 14,760 | 9,158 | 23,918 | 37,357 | 36,906 | 74,263 | 39.51 | 24.81 | 32.21 |
| | Total | 752,150 | 650,840 | 1,402,990 | 1,656,257 | 1,636,273 | 3,292,530 | 45.41 | 39.78 | 42.61 |

*= Data from Public SSS: 2016/17; **= Data from Private SSS: 2016/17

CHAPTER FIVE
TERTIARY EDUCATION

CHAPTER SIX

ADULT AND NON-FORMAL EDUCATION

6.1. Introduction:

The goal of the Federal Government of Nigeria is to provide at least basic education to all Nigerians. While the conventional education system is made available to school going age populations, non-formal education is the alternative and complementary form of education that is available to illiterate and semi-literate adults, adolescents, youths and alimajiri who missed out of the formal system, early drop-outs who wish to return to school, migrant folks, marginalized populations and persons who are displaced from their normal homes as a result of crisis.

The objectives of adult and non-formal education are to:

- Provide functional basic education for the identified groups;
- Provide remedial education for youths and adults who did not complete their basic education;
- Provide in-service, vocational and professional training to different categories of workers and professionals in order to improve their skills.

The National Commission for Mass Literacy, Adult and Non-Formal Education (NMEC) is responsible for the administration of Adult and Non-Formal Education. The Commission has supporting State structures referred to as State Agencies for Mass Education (SAMEs) and these exist in all the 36 States and Federal Capital Territory (FCT).

This chapter presents Statistics on Adult and Non-Formal Education for 2018. Adult Education comprises Basic Literacy for Beginners and Post Literacy Education for completers of Basic Literacy.

Table: 6.0 Enrolment in Adult Literacy Centres by Programmes and by Gender: 2018

| Programmes | ENROLMENT | | |
|------------------------|-----------|--------|------------|
| | M | F | Total(m+f) |
| Basic Literacy | 321663 | 268725 | 590388 |
| Post – Basic Literacy | 46809 | 81131 | 127940 |
| Vocational Education | 6938 | 29810 | 3745 |
| Continuining Education | 16297 | 19636 | 35933 |

Source: NMEC

The Table above shows the Enrolment by Programmes and Gender : 2018
 This Table is derived from Tables 1,2,3 and 4.

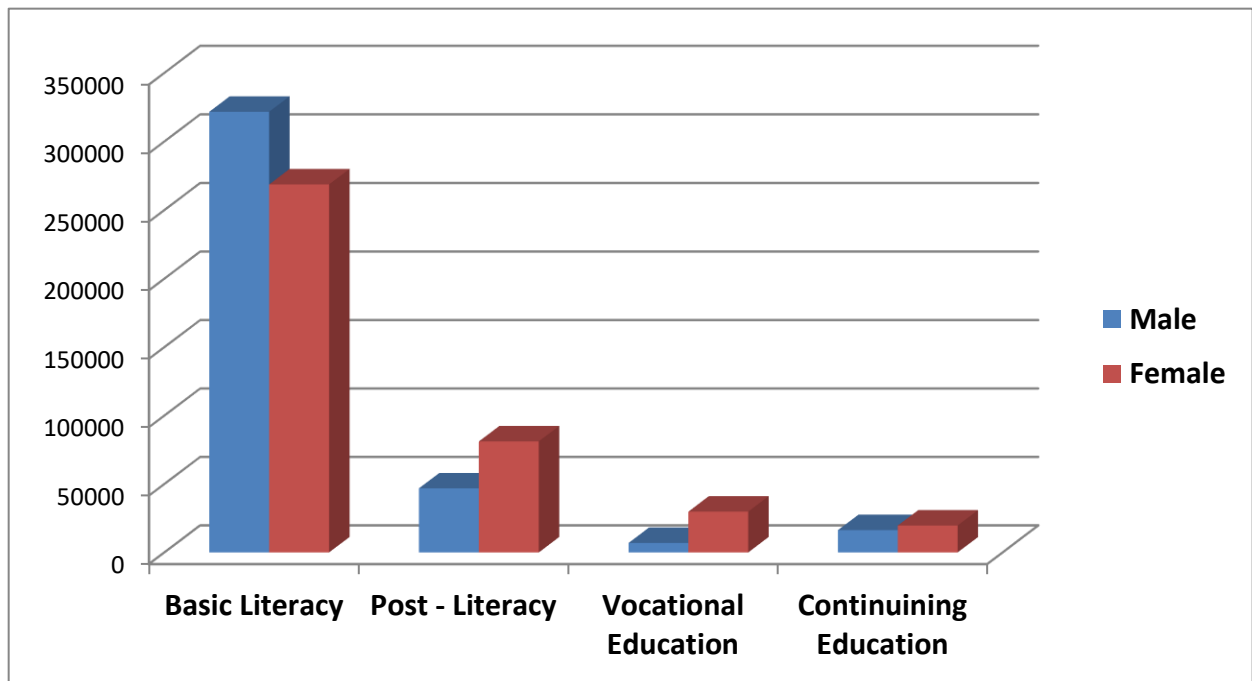


Fig.6.0 Summary of Enrolment by Programmes and Gender:2018

Table: 6.1 Enrolment and Performance in Basic Literacy Programme by State and Gender:2018.

| STATE | ENROLMENT | | | NO. EXAMINED | | | NO. PASSED | | |
|-------------|-----------|--------|------------|--------------|--------|------------|------------|--------|------------|
| | M | F | TOTAL(M+F) | M | F | TOTAL(M+F) | M | F | TOTAL(M+f) |
| Abia | 607 | 1247 | 1854 | 416 | 807 | 1223 | 416 | 807 | 1223 |
| Adamawa | 176 | 824 | 1000 | 102 | 50 | 152 | 62 | 18 | 80 |
| Akwa Ibom | 5453 | 8099 | 13552 | NA | NA | NA | NA | NA | NA |
| Anambra | 6079 | 8079 | 14158 | 5080 | 7880 | 12960 | NA | NA | NA |
| Bauchi | 13764 | 14497 | 28261 | 6400 | 6235 | 12635 | 6267 | 5119 | 11386 |
| Bayelsa | 230 | 1208 | 1438 | 72 | 583 | 655 | 72 | 583 | 655 |
| Benue | 3162 | 10235 | 13397 | 628 | 2327 | 2955 | 473 | 1587 | 2060 |
| Borno | 17111 | 4480 | 21591 | 14367 | 3231 | 17598 | 13059 | 3159 | 16218 |
| Cross River | 4028 | 4294 | 8322 | 1879 | 1939 | 3818 | 1879 | 1939 | 3818 |
| Delta | 496 | 787 | 1283 | NA | NA | NA | NA | NA | NA |
| Ebonyi | 400 | 475 | 875 | 400 | 475 | 875 | NA | NA | NA |
| Edo | 561 | 2121 | 2682 | 117 | 1379 | 1496 | 117 | 1378 | 1495 |
| Ekiti | 150 | 885 | 1035 | 13 | 82 | 95 | 10 | 28 | 38 |
| Enugu | 510 | 1778 | 2288 | 424 | 1559 | 1983 | 424 | 1559 | 1983 |
| Gombe | 13298 | 11020 | 24318 | 9711 | 8977 | 18688 | 8810 | 7760 | 16570 |
| Imo | 5769 | 9127 | 14896 | 5076 | 7871 | 12947 | 5076 | 7871 | 12947 |
| Jigawa | 8400 | 4663 | 13063 | 6896 | 3710 | 10606 | 6634 | 3515 | 10149 |
| Kaduna | 282 | 743 | 1025 | 236 | 504 | 740 | 214 | 463 | 677 |
| Kano | 8727 | 26113 | 34840 | NA | NA | NA | NA | NA | NA |
| Katsina | 19223 | 7829 | 27052 | 18017 | 6278 | 24295 | 16331 | 5865 | 22196 |
| Kebbi | 84412 | 23893 | 108305 | 59763 | 6069 | 65832 | 53779 | 5398 | 59177 |
| Kogi | 3665 | 5286 | 8951 | 2399 | 3096 | 5495 | 2215 | 2903 | 5118 |
| Kwara | 543 | 804 | 1347 | 42 | 0 | 42 | NA | NA | NA |
| Lagos | 8928 | 11998 | 20926 | 8805 | 11533 | 20338 | 8943 | 11466 | 20409 |
| Nasarawa | 394 | 1122 | 1516 | 158 | 745 | 903 | 152 | 719 | 871 |
| Niger | 7199 | 10003 | 17202 | 6325 | 8350 | 14675 | 4653 | 6405 | 11058 |
| Ogun | 246 | 433 | 679 | 167 | 220 | 387 | 167 | 220 | 387 |
| Ondo | 599 | 1370 | 1969 | 423 | 1132 | 1555 | 423 | 1130 | 1553 |
| Osun | 2042 | 1695 | 1695 | NA | NA | NA | NA | NA | NA |
| Oyo | 1341 | 2085 | 3426 | 1072 | 1478 | 2550 | 1072 | 1478 | 2550 |
| Plateau | 15033 | 21570 | 36603 | NA | NA | NA | NA | NA | NA |
| Rivers | 100 | 619 | 719 | 86 | 571 | 657 | 86 | 571 | 657 |
| Sokoto | 54007 | 39558 | 93565 | 41519 | 31984 | 73503 | 37210 | 29261 | 66471 |
| Taraba | 2544 | 3082 | 5626 | 1981 | 1226 | 3207 | 1735 | 1132 | 2867 |
| Yobe | 6199 | 9404 | 15603 | 1305 | 1144 | 2449 | 1090 | 1074 | 2164 |
| Zamfara | 24744 | 10952 | 35696 | NA | 654 | 654 | NA | 615 | 615 |
| FCT | 1241 | 6347 | 7588 | 999 | 4760 | 5759 | 983 | 4686 | 5669 |
| TOTAL | 321663 | 268725 | 590388 | 194878 | 126849 | 321727 | 181355 | 108708 | 290063 |

SOURCE: NMEC.

NA = DATA NOT AVAILABLE.

Table.6.2 Enrolment and Performance of Learners in Post-Basic Literacy Exams. by States and Gender: 2018

| STATE | ENROLMENT | | | NO. EXAMINED | | | NO. PASSED | | |
|--------------|--------------|--------------|---------------|--------------|--------------|--------------|--------------|--------------|--------------|
| | M | F | TOTAL(M+F) | M | F | TOTAL(M+F) | M | F | TOTAL(M+F) |
| Abia | 200 | 786 | 986 | 200 | 786 | 986 | 200 | 786 | 986 |
| Adamawa | 180 | 998 | 1178 | 150 | 80 | 230 | 145 | 57 | 202 |
| Akwa Ibom | 3395 | 5094 | 8489 | NA | NA | NA | NA | NA | NA |
| Anambra | 4086 | 5375 | 9461 | 4035 | 5300 | 9335 | NA | NA | NA |
| Bauchi | 2248 | 2333 | 4581 | 2134 | 2234 | 4368 | 2015 | 2137 | 4152 |
| Bayelsa | 78 | 413 | 491 | 58 | 298 | 356 | 64 | 250 | 314 |
| Benue | 3057 | 8453 | 11510 | 311 | 702 | 1013 | 285 | 566 | 851 |
| Borno | 2302 | 1114 | 3416 | 1184 | 128 | 1312 | 1136 | 120 | 1256 |
| Cross River | 2176 | 2334 | 4510 | 1957 | 2038 | 3995 | 1957 | 2028 | 3985 |
| Delta | 112 | 237 | 349 | NA | NA | NA | NA | NA | NA |
| Ebonyi | 700 | 725 | 1425 | 560 | 685 | 1245 | 0 | 0 | 0 |
| Edo | 155 | 632 | 787 | 150 | 426 | 576 | 150 | 426 | 576 |
| Ekiti | 24 | 419 | 443 | NA | 20 | 20 | NA | 20 | 20 |
| Enugu | 263 | 988 | 1251 | 242 | 934 | 1176 | 242 | 934 | 1176 |
| Gombe | 2470 | 1454 | 3924 | 1870 | 1594 | 3464 | 1341 | 1309 | 2650 |
| Imo | 4484 | 5370 | 9854 | 4471 | 5365 | 9836 | 4471 | 5365 | 9836 |
| Jigawa | 1382 | 2037 | 3419 | 1250 | 1811 | 3061 | 1210 | 1721 | 2931 |
| Kaduna | NA | NA | NA | NA | NA | NA | NA | NA | NA |
| Kano | 3226 | 22106 | 25332 | NA | NA | NA | NA | NA | NA |
| Katsina | 2578 | 1210 | 3788 | 2343 | 1031 | 3374 | 2138 | 926 | 3064 |
| Kebbi | 515 | 85 | 600 | 494 | 72 | 566 | 454 | 57 | 511 |
| Kogi | 1716 | 3421 | 5137 | 1385 | 2443 | 3828 | 1284 | 2240 | 3524 |
| Kwara | 1001 | 81 | 1082 | 88 | 93 | 181 | 88 | 92 | 180 |
| Lagos | NA | NA | NA | NA | NA | NA | NA | NA | NA |
| Nasarawa | 327 | 702 | 1029 | 73 | 288 | 361 | 73 | 284 | 357 |
| Niger | NA | NA | NA | NA | NA | NA | NA | NA | NA |
| Ogun | 157 | 238 | 395 | 90 | 81 | 171 | 90 | 81 | 171 |
| Ondo | NA | NA | NA | NA | NA | NA | NA | NA | NA |
| Osun | 12 | 15 | 27 | NA | NA | NA | NA | NA | NA |
| Oyo | 816 | 1078 | 1894 | 771 | 1024 | 1795 | 771 | 1024 | 1795 |
| Plateau | 585 | 3208 | 3793 | NA | NA | NA | NA | NA | NA |
| Rivers | 94 | 565 | 659 | 85 | 537 | 622 | 85 | 537 | 622 |
| Sokoto | 5858 | 4189 | 10047 | 4862 | 3115 | 7977 | 3397 | 2793 | 6190 |
| Taraba | 790 | 272 | 1062 | 671 | 103 | 774 | 626 | 80 | 706 |
| Yobe | 50 | 45 | 95 | 42 | 40 | 82 | 38 | 37 | 75 |
| Zamfara | 732 | 1240 | 1972 | NA | NA | NA | NA | NA | NA |
| FCT | 1040 | 3914 | 4954 | 1020 | 3871 | 4891 | 1007 | 3853 | 4860 |
| TOTAL | 46809 | 81131 | 127940 | 31282 | 34431 | 65713 | 23267 | 27723 | 50990 |

SOURCE: NMEC

NA = DATA NOT AVAILABLE.

Table.6.3 Enrolment and Performance in Vocational Adult Education Programme by State and Gender:2018

| STATE | ENROLMENT | | | NO. EXAMINED | | | NO. PASSED | | |
|--------------|-------------|--------------|--------------|--------------|-------------|-------------|-------------|-------------|-------------|
| | M | F | TOTAL(M+F) | M | F | TOTAL(M+F) | M | F | TOTAL(M+f) |
| Abia | 0 | 105 | 105 | 0 | 105 | 105 | 0 | 105 | 105 |
| Adamawa | 85 | 217 | 302 | 38 | 155 | 193 | 23 | 60 | 83 |
| Akwa Ibom | 375 | 562 | 937 | NA | NA | NA | NA | NA | NA |
| Anambra | 800 | 1000 | 1800 | 780 | 920 | 1700 | NA | NA | NA |
| Bauchi | NA | NA | NA | NA | NA | NA | NA | NA | NA |
| Bayelsa | NA | NA | NA | NA | NA | NA | NA | NA | NA |
| Benue | NA | NA | NA | NA | NA | NA | NA | NA | NA |
| Borno | NA | NA | NA | NA | NA | NA | NA | NA | NA |
| Cross River | NA | NA | NA | NA | NA | NA | NA | NA | NA |
| Delta | NA | NA | NA | NA | NA | NA | NA | NA | NA |
| Ebonyi | 230 | 195 | 425 | 80 | 160 | 240 | NA | NA | NA |
| Edo | 40 | 300 | 340 | 9 | 100 | 109 | 9 | 20 | 29 |
| Ekiti | 36 | 530 | 566 | NA | 48 | 48 | NA | 20 | 20 |
| Enugu | 84 | 1835 | 1919 | 32 | 121 | 153 | 32 | 121 | 153 |
| Gombe | NA | NA | NA | NA | NA | NA | NA | NA | NA |
| Imo | 38 | 163 | 201 | 38 | 161 | 199 | 38 | 161 | 199 |
| Jigawa | 0 | 675 | 675 | NA | 660 | 660 | 0 | 625 | 625 |
| Kaduna | 0 | 491 | 491 | NA | 491 | 491 | 0 | 364 | 364 |
| Kano | 2254 | 18334 | 20588 | NA | NA | NA | NA | NA | NA |
| Katsina | NA | NA | NA | NA | NA | NA | NA | NA | NA |
| Kebbi | 50 | 250 | 300 | 39 | 224 | 263 | 34 | 205 | 239 |
| Kogi | NA | NA | NA | NA | NA | NA | NA | NA | NA |
| Kwara | 13 | 190 | 203 | NA | NA | NA | NA | NA | NA |
| Lagos | 181 | 701 | 882 | 156 | 670 | 826 | 145 | 655 | 800 |
| Nasarawa | NA | NA | NA | NA | NA | NA | NA | NA | NA |
| Niger | NA | NA | NA | NA | NA | NA | NA | NA | NA |
| Ogun | 137 | 163 | 300 | 113 | 69 | 182 | 113 | 69 | 182 |
| Ondo | NA | NA | NA | NA | NA | NA | NA | NA | NA |
| Osun | 286 | 414 | 700 | NA | NA | NA | NA | NA | NA |
| Oyo | NA | NA | NA | NA | NA | NA | NA | NA | NA |
| Plateau | 604 | 640 | 1244 | NA | NA | NA | NA | NA | NA |
| Rivers | NA | NA | NA | NA | NA | NA | NA | NA | NA |
| Sokoto | 482 | 2084 | 2566 | 390 | 1757 | 2147 | 346 | 1527 | 1873 |
| Taraba | NA | NA | NA | NA | NA | NA | NA | NA | NA |
| Yobe | NA | NA | NA | NA | NA | NA | NA | NA | NA |
| Zamfara | 103 | NA | 103 | NA | NA | NA | NA | NA | NA |
| FCT | 1137 | 961 | 2098 | 1116 | 950 | 2066 | 1109 | 946 | 2055 |
| TOTAL | 6935 | 29810 | 36745 | 2791 | 6591 | 9382 | 1854 | 4878 | 6732 |

SOURCE: NMEC

NA = DATA NOT AVAILABLE.

Table.6.4 Enrolment and Performance in Continuing Education Programme by State and Gender: 2018.

| STATE | ENROLMENT | | | NO. EXAMINED | | | NO. PASSED | | |
|--------------|--------------|--------------|--------------|--------------|-------------|--------------|-------------|-------------|--------------|
| | M | F | TOTAL(M+F) | M | F | TOTAL(M+F) | M | F | TOTAL(M+F) |
| Abia | 225 | 528 | 753 | 225 | 528 | 753 | 225 | 528 | 753 |
| Adamawa | NA | NA | NA | NA | NA | NA | NA | NA | NA |
| Akwa Ibom | NA | NA | NA | NA | NA | NA | NA | NA | NA |
| Anambra | NA | NA | NA | NA | NA | NA | NA | NA | NA |
| Bauchi | NA | NA | NA | NA | NA | NA | NA | NA | NA |
| Bayelsa | NA | NA | NA | NA | NA | NA | NA | NA | NA |
| Benue | 2188 | 2607 | 4795 | NA | NA | NA | NA | NA | NA |
| Borno | 311 | 144 | 455 | 309 | 138 | 447 | 301 | 127 | 428 |
| Cross River | 130 | 161 | 291 | NA | NA | NA | NA | NA | NA |
| Delta | 11 | 34 | 45 | NA | NA | NA | NA | NA | NA |
| Ebonyi | 535 | 590 | 1125 | 300 | NA | 300 | NA | NA | NA |
| Edo | 23 | 119 | 142 | 8 | 12 | 20 | 8 | 12 | 20 |
| Ekiti | 329 | 446 | 775 | 269 | 412 | 681 | 209 | 257 | 466 |
| Enugu | 30 | 159 | 189 | 30 | 159 | 189 | 30 | 159 | 189 |
| Gombe | 1229 | 1660 | 2889 | 1197 | 1172 | 2369 | 1119 | 1097 | 2216 |
| Imo | 1220 | 1278 | 2498 | 1220 | 1276 | 2496 | 1220 | 1276 | 2496 |
| Jigawa | 3931 | 2145 | 6076 | 1720 | 570 | 2290 | 1680 | 541 | 2221 |
| Kaduna | 153 | 183 | 336 | 32 | 40 | 72 | NA | NA | NA |
| Kano | 1800 | 4682 | 6482 | NA | NA | NA | NA | NA | NA |
| Katsina | 482 | 43 | 525 | 452 | 38 | 490 | 430 | 33 | 463 |
| Kebbi | NA | NA | NA | NA | NA | NA | NA | NA | NA |
| Kogi | NA | NA | NA | NA | NA | NA | NA | NA | NA |
| Kwara | NA | NA | NA | NA | NA | NA | NA | NA | NA |
| Lagos | NA | NA | NA | NA | NA | NA | NA | NA | NA |
| Nasarawa | NA | NA | NA | NA | NA | NA | NA | NA | NA |
| Niger | NA | NA | NA | NA | NA | NA | NA | NA | NA |
| Ogun | 2077 | 3129 | 5206 | NA | NA | NA | NA | NA | NA |
| Ondo | 463 | 509 | 972 | 463 | 509 | 972 | 463 | 509 | 972 |
| Osun | NA | NA | NA | NA | NA | NA | NA | NA | NA |
| Oyo | NA | NA | NA | NA | NA | NA | NA | NA | NA |
| Plateau | 180 | 202 | 382 | NA | NA | NA | NA | NA | NA |
| Rivers | NA | NA | NA | NA | NA | NA | NA | NA | NA |
| Sokoto | 525 | 68 | 593 | 469 | 59 | 528 | 396 | 49 | 445 |
| Taraba | 80 | 280 | 360 | NA | NA | NA | NA | NA | NA |
| Yobe | NA | NA | NA | NA | NA | NA | NA | NA | NA |
| Zamfara | NA | NA | NA | NA | NA | NA | NA | NA | NA |
| FCT | 375 | 669 | 1044 | 367 | 657 | 1024 | 363 | 649 | 1012 |
| TOTAL | 16297 | 19636 | 35933 | 7064 | 5570 | 12634 | 6444 | 5737 | 12181 |

SOURCE: NMEC.

NA = DATA NOT AVAILABLE

Table.6 .5 ENROLMENT AND PERFORMANCES IN BASIC, POST-BASIC, VOCATIONAL AND CONTINUING EDUCATION BY STATE AND GENDER: 2018

| Literacy Programmes | Total Enrolment | | | No. Passed | | |
|----------------------|-----------------|---------------|---------------|---------------|---------------|---------------|
| | M | F | Total(m+f) | M | F | Total(M+f) |
| Basic | 321663 | 268725 | 590388 | 181355 | 108708 | 290063 |
| Post-Basic | 46809 | 81131 | 127940 | 23267 | 27723 | 50990 |
| Vocational | 6935 | 29810 | 36745 | 1854 | 4878 | 6732 |
| Continuing Education | 16297 | 19636 | 35933 | 6444 | 5737 | 12181 |
| TOTAL | 391704 | 399302 | 791006 | 212920 | 147046 | 359966 |

SOURCE: NMEC.

The Table above shows the Enrolment, Programmes and the Passes: 2018

Table: 6.6. Enrolment, Programmes and the Passes: 2018.

| Programmes | ENROLMENT | NO PASSED |
|----------------------|------------|------------|
| | Total(m+f) | Total(M+f) |
| Basic | 590,388 | 290,063 |
| Post-Basic | 127,940 | 50,990 |
| Vocational | 36,745 | 6,732 |
| Continuing Education | 35,933 | 12,181 |

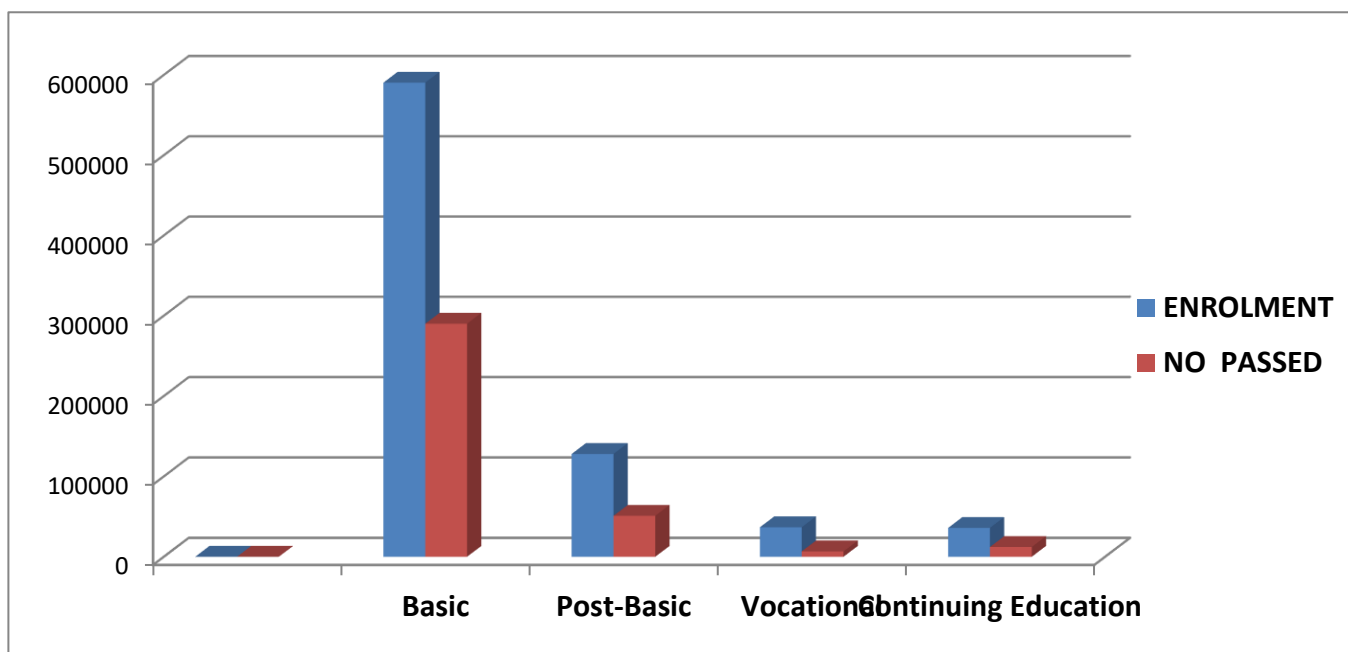


Fig.6 .1 Summary of Enrolment, Programmes and the Passes: 2018

CHAPTER SEVEN

EXAMINATION STATISTICS

7.0 Introduction

In Nigeria, examination bodies are established with the mandate to administer and conduct qualifying examinations for entry into the various levels of education and for certification at end of the programmes. These examination bodies include the West African Examination Council (WAEC), National Examination Council (NECO) National Business and Technical Examination Board (NABTEB) and Joint Admission and Matriculation Board (JAMB). This chapter presents the enrolment and performance of candidates in national examinations.

7.1.0 West African Examination Council (WAEC)

The West African Examinations Council (WAEC) conducts different categories of examinations, prominent among which are the West African Senior School Certificate Examination (WASSCE), School Certificate/General Certificate of Education (SC/GCE O' Level), and the Higher School Certificate/General Certificate of Education (HSC/GCE A' Level).

Table 7.1.1: Number of Candidates that sat for WASSCE May/June Examination by Year, Sector and Gender 2013/2014 – 2017/2018

| YEAR | PUBLIC SCHOOLS | | | | PRIVATE SCHOOLS | | | |
|-----------|----------------|---------|---------|----------|-----------------|---------|---------|----------|
| | M | F | M+F | % Female | M | F | M+F | % Female |
| 2013/2014 | 555,254 | 408,262 | 963,516 | 42.4 | 366,383 | 343,925 | 710,308 | 48.42 |
| 2014/2015 | 516,423 | 388,144 | 904,567 | 42.9 | 340,436 | 330,957 | 671,393 | 49.29 |
| 2015/2016 | 477,702 | 368,797 | 846,499 | 43.6 | 340,600 | 337,788 | 678,388 | 49.79 |
| 2016/2017 | 353,996 | 350,966 | 704,962 | 49.8 | 475,469 | 378,010 | 853,479 | 44.29 |
| 2017/2018 | 476,063 | 393,391 | 869,454 | 47.6 | 306,900 | 315,723 | 622,623 | 50.71 |

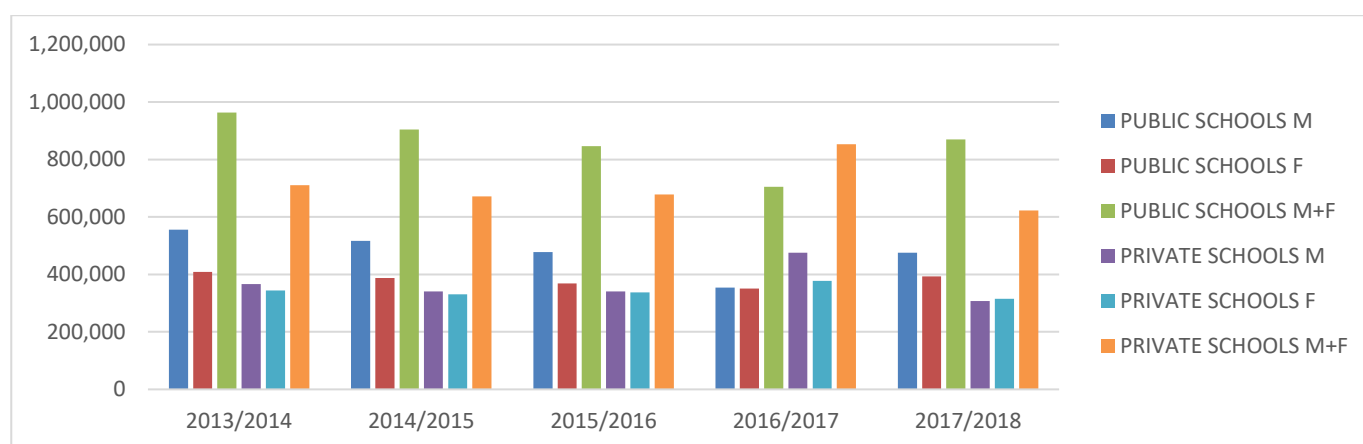


Figure 7.1.1: Number of Candidates that sat for WASSCE May/June Examination (Public & Private & Private Schools) 2013/2014 – 2017/2018

Table 7.1.2: Private Candidates that sat for WASSCE October/November Examination by Year & Gender 2013/2014 – 2017/2018

| YEAR | M | F | M+F | % Female |
|-----------|---------|---------|---------|----------|
| 2013/2014 | 132,612 | 114,419 | 247,031 | 46.32 |
| 2014/2015 | 124,598 | 112,691 | 237,289 | 47.49 |
| 2015/2016 | 88,353 | 84,472 | 172,825 | 48.88 |
| 2016/2017 | 67,306 | 65,961 | 133,267 | 49.50 |
| 2017/2018 | 54,404 | 55,541 | 109,945 | 50.52 |

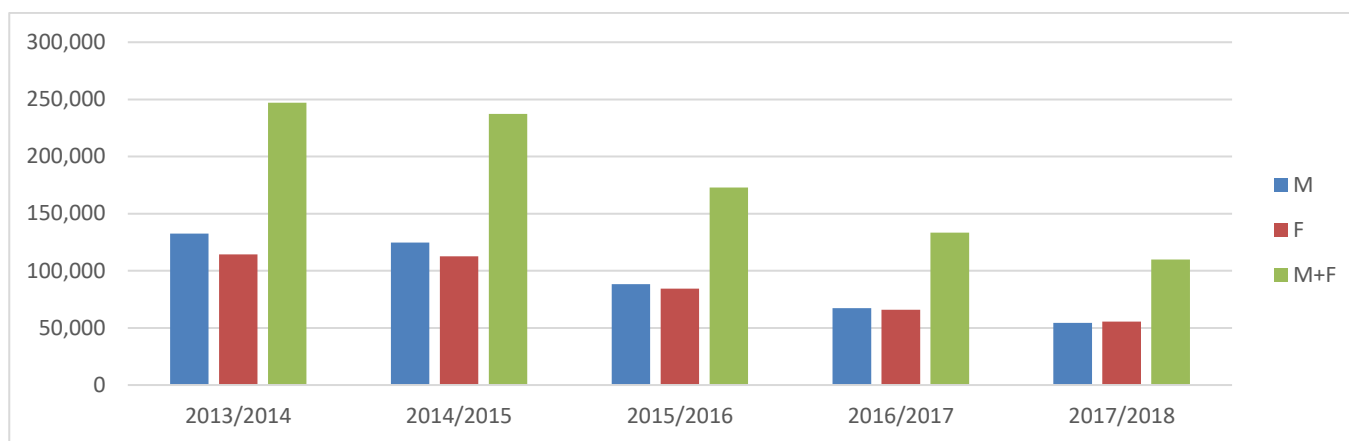


Figure 7.1.2: Private Candidates that sat for WASSCE October/November Examination 2013/2014 – 2017/2018

7.1.2 Candidates’ Performances in WASSCE Examinations

Tables 7.1.3 - 7.1.5 present the performance of candidates in public and private schools in the May/June 2018 WASSCE examination and private candidates in the November/December examination.

Table 7.1.3: Public Schools Candidates' Performance in WASSCE by State and Gender May/June 2018

| State | Total Number of Candidates that sat for the Exam | | | Candidates with 5 Credits & above including English Language | | | Candidates with 5 Credits & above including Mathematics | | | Candidates with 5 Credits & above including English Language & Mathematics | | |
|-----------------|--|---------------|---------------|--|---------------|---------------|---|---------------|---------------|--|---------------|---------------|
| | M | F | M+F | M | F | M+F | M | F | M+F | M | F | M+F |
| Abia | 4304 | 5064 | 9368 | 3407 | 4126 | 7533 | 3592 | 4377 | 7969 | 3153 | 3815 | 6968 |
| Adamawa | 9678 | 7089 | 16767 | 3665 | 2547 | 6212 | 5566 | 4005 | 9571 | 3360 | 2230 | 5590 |
| Akwa Ibom | 18407 | 19233 | 37640 | 8573 | 9746 | 18319 | 11883 | 13354 | 25237 | 7904 | 9017 | 16921 |
| Anambra | 7290 | 9081 | 16371 | 4220 | 5236 | 9456 | 5412 | 6111 | 11523 | 3508 | 4042 | 7550 |
| Bauchi | 22803 | 11972 | 34775 | 2871 | 2347 | 5218 | 5632 | 3795 | 9427 | 2320 | 1737 | 4057 |
| Bayelsa | 9187 | 8549 | 17736 | 6377 | 5930 | 12307 | 6819 | 6306 | 13125 | 5327 | 4897 | 10224 |
| Benue | 7475 | 5440 | 12915 | 4226 | 2941 | 7167 | 4941 | 3464 | 8405 | 3381 | 2297 | 5678 |
| Borno | 13255 | 9319 | 22574 | 1149 | 1130 | 2279 | 3672 | 3634 | 7306 | 1027 | 1045 | 2072 |
| Cross River | 8003 | 7733 | 15736 | 3954 | 4005 | 7959 | 4984 | 5121 | 10105 | 3435 | 3524 | 6959 |
| Delta | 15204 | 16221 | 31425 | 6748 | 7747 | 14495 | 9228 | 10386 | 19614 | 6123 | 7054 | 13177 |
| Ebonyi | 7602 | 7957 | 15559 | 5050 | 5212 | 10262 | 6046 | 6383 | 12429 | 4535 | 4646 | 9181 |
| Edo | 13373 | 13932 | 27305 | 7854 | 9042 | 16896 | 9934 | 10878 | 20812 | 7020 | 8200 | 15220 |
| Ekiti | 5826 | 5791 | 11617 | 2996 | 3175 | 6171 | 4871 | 4994 | 9865 | 2877 | 2978 | 5855 |
| Enugu | 10331 | 12721 | 23052 | 5988 | 7184 | 13172 | 7890 | 9425 | 17315 | 5498 | 6402 | 11900 |
| FCT | 6317 | 7972 | 14289 | 3612 | 4674 | 8286 | 3731 | 4064 | 7795 | 2960 | 3278 | 6238 |
| Gombe | 7703 | 5220 | 12923 | 744 | 813 | 1557 | 2214 | 1887 | 4101 | 692 | 728 | 1420 |
| Imo | 13349 | 13838 | 27187 | 9621 | 10491 | 20112 | 11168 | 11889 | 23057 | 8807 | 9631 | 18438 |
| Jigawa | 15247 | 6677 | 21924 | 1432 | 901 | 2333 | 3826 | 1704 | 5530 | 1072 | 742 | 1814 |
| Kaduna | 19552 | 15563 | 35115 | 7057 | 5873 | 12930 | 11273 | 9425 | 20698 | 5952 | 5018 | 10970 |
| Kano | 8910 | 6918 | 15828 | 4202 | 3471 | 7673 | 5190 | 4749 | 9939 | 3743 | 3181 | 6924 |
| Katsina | 12098 | 6545 | 18643 | 3291 | 1626 | 4917 | 6778 | 3957 | 10735 | 2692 | 1478 | 4170 |
| Kebbi | 19243 | 9218 | 28461 | 7416 | 4388 | 11804 | 10939 | 6088 | 17027 | 6770 | 4119 | 10889 |
| Kogi | 11578 | 9747 | 21325 | 3798 | 3374 | 7172 | 5763 | 5142 | 10905 | 3155 | 2801 | 5956 |
| Kwara | 11381 | 10937 | 22318 | 4750 | 5003 | 9753 | 7598 | 7608 | 15206 | 4194 | 4426 | 8620 |
| Lagos | 25212 | 28630 | 53842 | 11588 | 13829 | 25417 | 14540 | 15557 | 30097 | 10292 | 11537 | 21829 |
| Nassarawa | 18240 | 13022 | 31262 | 7849 | 5614 | 13463 | 11960 | 8730 | 20690 | 6615 | 4760 | 11375 |
| Niger | 22652 | 14764 | 37416 | 4076 | 2658 | 6734 | 8602 | 6050 | 14652 | 3565 | 2374 | 5939 |
| Ogun | 17964 | 18587 | 36551 | 4247 | 4693 | 8940 | 6345 | 6928 | 13273 | 3729 | 4095 | 7824 |
| Ondo | 11845 | 12253 | 24098 | 5334 | 6372 | 11706 | 6572 | 7224 | 13796 | 4645 | 5441 | 10086 |
| Osun | 8240 | 7650 | 15890 | 2695 | 2731 | 5426 | 3655 | 3485 | 7140 | 2336 | 2267 | 4603 |
| Oyo | 15811 | 17204 | 33015 | 4403 | 5150 | 9553 | 7896 | 8897 | 16793 | 3803 | 4356 | 8159 |
| Plateau | 8784 | 7423 | 16207 | 1965 | 1543 | 3508 | 3982 | 3474 | 7456 | 1676 | 1305 | 2981 |
| Rivers | 17087 | 17712 | 34799 | 13711 | 14652 | 28363 | 15104 | 15831 | 30935 | 12971 | 13812 | 26783 |
| Sokoto | 16263 | 7799 | 24062 | 5383 | 2865 | 8248 | 8859 | 4967 | 13826 | 4960 | 2731 | 7691 |
| Taraba | 7061 | 4771 | 11832 | 3727 | 2476 | 6203 | 5064 | 3499 | 8563 | 3454 | 2308 | 5762 |
| Yobe | 10307 | 3596 | 13903 | 1750 | 653 | 2403 | 3268 | 1575 | 4843 | 1079 | 497 | 1576 |
| Zamfara | 18446 | 7192 | 25638 | 1636 | 695 | 2331 | 7013 | 3790 | 10803 | 1337 | 504 | 1841 |
| Foreign | 35 | 51 | 86 | 13 | 25 | 38 | 6 | 6 | 12 | 5 | 6 | 11 |
| National | 476063 | 393391 | 869454 | 181378 | 174938 | 356316 | 261816 | 238759 | 500575 | 159972 | 153279 | 313251 |

Source: WAEC

Table 7.1.4: Private Schools Candidates' Performance in WASSC by State and Gender May/June 2018

| State | Total Number of Candidates that sat for the Exam | | | Candidates with 5 Credits & above including English Language | | | Candidates with 5 Credits & above including Mathematics | | | Candidates with 5 Credits & above including English Language & Mathematics | | |
|-----------------|--|---------------|---------------|--|---------------|---------------|---|---------------|---------------|--|---------------|---------------|
| | M | F | M+F | M | F | M+F | M | F | M+F | M | F | M+F |
| Abia | 14,488 | 15,919 | 30,407 | 13,107 | 14,553 | 27,660 | 13,457 | 14,753 | 28,210 | 12,443 | 13,773 | 26,216 |
| Adamawa | 2,144 | 1,597 | 3,741 | 903 | 709 | 1,612 | 1,437 | 1,116 | 2,553 | 798 | 614 | 1,412 |
| Akwa Ibom | 7,441 | 8,199 | 15,640 | 5,669 | 6,392 | 12,061 | 6,715 | 7,476 | 14,191 | 5,447 | 6,109 | 11,556 |
| Anambra | 8,549 | 11,108 | 19,657 | 5,711 | 7,825 | 13,536 | 6,499 | 8,634 | 15,133 | 4,723 | 6,521 | 11,244 |
| Bauchi | 3,766 | 2,825 | 6,591 | 2,502 | 1,854 | 4,356 | 3,108 | 2,336 | 5,444 | 2,363 | 1,754 | 4,117 |
| Bayelsa | 1,207 | 1,378 | 2,585 | 777 | 961 | 1,738 | 998 | 1,178 | 2,176 | 710 | 898 | 1,608 |
| Benue | 13,783 | 10,693 | 24,476 | 8,499 | 6,802 | 15,301 | 9,237 | 7,155 | 16,392 | 6,622 | 5,277 | 11,899 |
| Borno | 5,326 | 3,742 | 9,068 | 2,184 | 1,605 | 3,789 | 4,144 | 3,018 | 7,162 | 2,008 | 1,485 | 3,493 |
| Cross River | 9,428 | 9,398 | 18,826 | 6,309 | 6,394 | 12,703 | 7,056 | 7,265 | 14,321 | 5,685 | 5,792 | 11,477 |
| Delta | 9,783 | 10,994 | 20,777 | 6,723 | 7,824 | 14,547 | 7,638 | 8,676 | 16,314 | 6,389 | 7,336 | 13,725 |
| Ebonyi | 3,667 | 3,884 | 7,551 | 2,910 | 3,046 | 5,956 | 2,875 | 3,068 | 5,943 | 2,390 | 2,510 | 4,900 |
| Edo | 14,688 | 15,855 | 30,543 | 10,482 | 11,792 | 22,274 | 12,289 | 13,647 | 25,936 | 9,736 | 10,989 | 20,725 |
| Ekiti | 3,323 | 3,390 | 6,713 | 2,352 | 2,461 | 4,813 | 2,895 | 3,004 | 5,899 | 2,186 | 2,305 | 4,491 |
| Enugu | 7,600 | 8,910 | 16,510 | 6,046 | 7,163 | 13,209 | 6,714 | 7,772 | 14,486 | 5,713 | 6,654 | 12,367 |
| FCT | 3,944 | 4,455 | 8,399 | 3,040 | 3,487 | 6,527 | 2,882 | 3,125 | 6,007 | 2,585 | 2,843 | 5,428 |
| Gombe | 1,162 | 964 | 2,126 | 519 | 471 | 990 | 877 | 752 | 1,629 | 490 | 447 | 937 |
| Imo | 4,217 | 4,990 | 9,207 | 3,726 | 4,531 | 8,257 | 3,958 | 4,666 | 8,624 | 3,582 | 4,311 | 7,893 |
| Jigawa | 255 | 214 | 469 | 149 | 138 | 287 | 226 | 200 | 426 | 147 | 137 | 284 |
| Kaduna | 22,751 | 19,495 | 42,246 | 12,343 | 11,252 | 23,595 | 15,697 | 14,000 | 29,697 | 10,512 | 9,632 | 20,144 |
| Kano | 6,990 | 6,398 | 13,388 | 4,674 | 4,662 | 9,336 | 5,898 | 5,624 | 11,522 | 4,507 | 4,498 | 9,005 |
| Katsina | 2,588 | 1,842 | 4,430 | 1,674 | 1,275 | 2,949 | 2,193 | 1,603 | 3,796 | 1,481 | 1,123 | 2,604 |
| Kebbi | 956 | 632 | 1,588 | 788 | 511 | 1,299 | 859 | 567 | 1,426 | 760 | 481 | 1,241 |
| Kogi | 4,055 | 3,914 | 7,969 | 2,380 | 2,389 | 4,769 | 2,543 | 2,609 | 5,152 | 1,856 | 1,913 | 3,769 |
| Kwara | 5,933 | 5,861 | 11,794 | 4,587 | 4,724 | 9,311 | 4,805 | 4,755 | 9,560 | 4,047 | 4,115 | 8,162 |
| Lagos | 49,934 | 55,300 | 105,234 | 37,636 | 42,924 | 80,560 | 40,983 | 45,944 | 86,927 | 34,946 | 39,615 | 74,561 |
| Nassarawa | 6,945 | 7,087 | 14,032 | 4,692 | 4,911 | 9,603 | 5,541 | 5,793 | 11,334 | 4,214 | 4,417 | 8,631 |
| Niger | 6,068 | 6,243 | 12,311 | 3,254 | 3,591 | 6,845 | 4,440 | 4,695 | 9,135 | 2,951 | 3,254 | 6,205 |
| Ogun | 25,513 | 27,650 | 53,163 | 19,934 | 22,129 | 42,063 | 21,206 | 23,154 | 44,360 | 18,211 | 20,088 | 38,299 |
| Ondo | 6,860 | 7,104 | 13,964 | 5,002 | 5,420 | 10,422 | 5,354 | 5,782 | 11,136 | 4,575 | 4,948 | 9,523 |
| Osun | 9,434 | 10,037 | 19,471 | 5,620 | 6,124 | 11,744 | 6,646 | 7,159 | 13,805 | 4,726 | 5,149 | 9,875 |
| Oyo | 14,743 | 16,131 | 30,874 | 8,588 | 9,648 | 18,236 | 10,195 | 11,190 | 21,385 | 7,439 | 8,224 | 15,663 |
| Plateau | 9,394 | 8,933 | 18,327 | 3,031 | 2,991 | 6,022 | 5,778 | 5,627 | 11,405 | 2,716 | 2,655 | 5,371 |
| Rivers | 13,106 | 15,373 | 28,479 | 11,252 | 13,253 | 24,505 | 11,467 | 13,393 | 24,860 | 10,356 | 12,120 | 22,476 |
| Sokoto | 1,056 | 841 | 1,897 | 606 | 546 | 1,152 | 927 | 763 | 1,690 | 592 | 542 | 1,134 |
| Taraba | 2,917 | 1,983 | 4,900 | 1,996 | 1,348 | 3,344 | 2,279 | 1,593 | 3,872 | 1,760 | 1,230 | 2,990 |
| Yobe | 1,304 | 1,272 | 2,576 | 620 | 575 | 1,195 | 891 | 861 | 1,752 | 561 | 514 | 1,075 |
| Zamfara | 1,552 | 1,071 | 2,623 | 886 | 640 | 1,526 | 1,440 | 1,009 | 2,449 | 859 | 625 | 1,484 |
| Foreign | 30 | 41 | 71 | 16 | 20 | 36 | 16 | 20 | 36 | 8 | 10 | 18 |
| National | 306900 | 315723 | 622623 | 211187 | 226941 | 438128 | 242163 | 253982 | 496145 | 191094 | 204908 | 396002 |

Source: WAEC

Table 7.1.5: Private Candidates' Performance by State and Gender in WASSCE October/November 2018

| State | Total Number of Candidates that sat for the Exam | | | Candidates with 5 Credits & above including English Language | | | Candidates with 5 Credits & above including Mathematics | | | Candidates with 5 Credits & above including English Language & Mathematics | | |
|-----------------|--|---------------|----------------|--|---------------|---------------|---|---------------|---------------|--|---------------|---------------|
| | M | F | M+F | M | F | M+F | M | F | M+F | M | F | M+F |
| Abia | 308 | 291 | 599 | 176 | 176 | 352 | 172 | 170 | 342 | 155 | 153 | 308 |
| Adamawa | 91 | 56 | 147 | 6 | 4 | 10 | 8 | 4 | 12 | 4 | 1 | 5 |
| Akwa Ibom | 352 | 362 | 714 | 79 | 72 | 151 | 56 | 59 | 115 | 46 | 45 | 91 |
| Anambra | 465 | 482 | 947 | 109 | 101 | 210 | 84 | 61 | 145 | 66 | 51 | 117 |
| Bauchi | 38 | 23 | 61 | 11 | 3 | 14 | 6 | 2 | 8 | 6 | 2 | 8 |
| Bayelsa | 152 | 159 | 311 | 5 | 8 | 13 | 8 | 4 | 12 | 4 | 4 | 8 |
| Benue | 231 | 139 | 370 | 21 | 7 | 28 | 16 | 6 | 22 | 7 | 5 | 12 |
| Borno | 61 | 29 | 90 | 4 | 2 | 6 | 2 | - | 2 | 2 | - | 2 |
| Cross River | 337 | 286 | 623 | 55 | 24 | 79 | 26 | 13 | 39 | 21 | 8 | 29 |
| Delta | 1,272 | 1,271 | 2,543 | 384 | 335 | 719 | 317 | 300 | 617 | 234 | 193 | 427 |
| Ebonyi | 88 | 85 | 173 | 32 | 18 | 50 | 11 | 3 | 14 | 6 | 3 | 9 |
| Edo | 664 | 632 | 1,296 | 143 | 117 | 260 | 73 | 33 | 106 | 57 | 23 | 80 |
| Ekiti | 242 | 233 | 475 | 38 | 34 | 72 | 25 | 16 | 41 | 18 | 15 | 33 |
| Enugu | 844 | 868 | 1,712 | 170 | 161 | 331 | 115 | 120 | 235 | 88 | 77 | 165 |
| FCT | 1,184 | 1,239 | 2,423 | 131 | 179 | 310 | 96 | 79 | 175 | 78 | 70 | 148 |
| Gombe | 23 | 23 | 46 | 1 | 1 | 2 | 2 | - | 2 | 1 | - | 1 |
| Imo | 277 | 256 | 533 | 86 | 63 | 149 | 64 | 44 | 108 | 61 | 39 | 100 |
| Jigawa | 18 | 2 | 20 | 3 | - | 3 | 3 | - | 3 | 3 | - | 3 |
| Kaduna | 426 | 430 | 856 | 104 | 101 | 205 | 84 | 69 | 153 | 68 | 55 | 123 |
| Kano | 742 | 454 | 1,196 | 419 | 282 | 701 | 444 | 301 | 745 | 373 | 256 | 629 |
| Katsina | 124 | 87 | 211 | 10 | 5 | 15 | 18 | 8 | 26 | 7 | 2 | 9 |
| Kebbi | 38 | 21 | 59 | 11 | 7 | 18 | 9 | 4 | 13 | 9 | 4 | 13 |
| Kogi | 413 | 366 | 779 | 56 | 57 | 113 | 46 | 49 | 95 | 39 | 44 | 83 |
| Kwara | 927 | 928 | 1,855 | 245 | 265 | 510 | 204 | 159 | 363 | 159 | 132 | 291 |
| Lagos | 23,593 | 25,043 | 48,636 | 12,008 | 13,274 | 25,282 | 13,004 | 14,237 | 27,241 | 10,349 | 11,322 | 21,671 |
| Nassarawa | 422 | 326 | 748 | 165 | 155 | 320 | 137 | 132 | 269 | 127 | 116 | 243 |
| Niger | 663 | 565 | 1,228 | 210 | 162 | 372 | 137 | 97 | 234 | 89 | 70 | 159 |
| Ogun | 10,666 | 11,406 | 22,072 | 5,248 | 5,616 | 10,864 | 5,701 | 6,092 | 11,793 | 4,344 | 4,566 | 8,910 |
| Ondo | 558 | 507 | 1,065 | 113 | 83 | 196 | 104 | 45 | 149 | 74 | 35 | 109 |
| Osun | 1,013 | 1,001 | 2,014 | 303 | 272 | 575 | 195 | 140 | 335 | 158 | 113 | 271 |
| Oyo | 4,476 | 4,568 | 9,044 | 1,232 | 1,275 | 2,507 | 900 | 661 | 1,561 | 700 | 562 | 1,262 |
| Plateau | 363 | 341 | 704 | 73 | 85 | 158 | 56 | 51 | 107 | 45 | 43 | 88 |
| Rivers | 3,196 | 2,989 | 6,185 | 1,320 | 1,280 | 2,600 | 1,233 | 1,196 | 2,429 | 955 | 879 | 1,834 |
| Sokoto | 69 | 36 | 105 | 17 | 12 | 29 | 13 | 10 | 23 | 13 | 10 | 23 |
| Taraba | 48 | 27 | 75 | 4 | - | 4 | 3 | 1 | 4 | 3 | - | 3 |
| Yobe | 5 | 1 | 6 | 1 | - | 1 | 1 | - | 1 | 1 | - | 1 |
| Zamfara | 15 | 9 | 24 | - | - | - | - | - | - | - | - | - |
| National | 54,404 | 55,541 | 109,945 | 22,993 | 24,236 | 47,229 | 23,373 | 24,166 | 47,539 | 18,370 | 18,898 | 37,268 |

Source: WAEC

7.2.0 National Examination Council (NECO)

The National Examination Council (NECO) conducts nationwide examination into federal unity schools, Basic Education Certificate Examination (BECE) and Senior Secondary Certificate Examination (SSCE).

Table 7.2.1: Number of Candidates that sat for NECO SSCE June/July Examination by Year, Sector & Gender 2013/2014 – 2017/2018

| YEAR | PUBLIC SCHOOLS | | | | PRIVATE SCHOOLS | | | |
|-----------|----------------|---------|-----------|----------|-----------------|---------|---------|----------|
| | M | F | M+F | % Female | M | F | M+F | % Female |
| 2013/2014 | 379,402 | 238,594 | 617,996 | 38.61 | 366,383 | 343,925 | 710,308 | 48.42 |
| 2014/2015 | 367,271 | 232,114 | 599,385 | 38.73 | 340,436 | 330,957 | 671,393 | 49.29 |
| 2015/2016 | 385,261 | 233,525 | 618,786 | 37.74 | 340,600 | 337,788 | 678,388 | 49.79 |
| 2016/2017 | 605,387 | 446,085 | 1,051,472 | 42.42 | 475,469 | 378,010 | 853,479 | 44.29 |
| 2017/2018 | 389,943 | 262,658 | 652,601 | 40.25 | 190,738 | 175,528 | 366,266 | 47.92 |

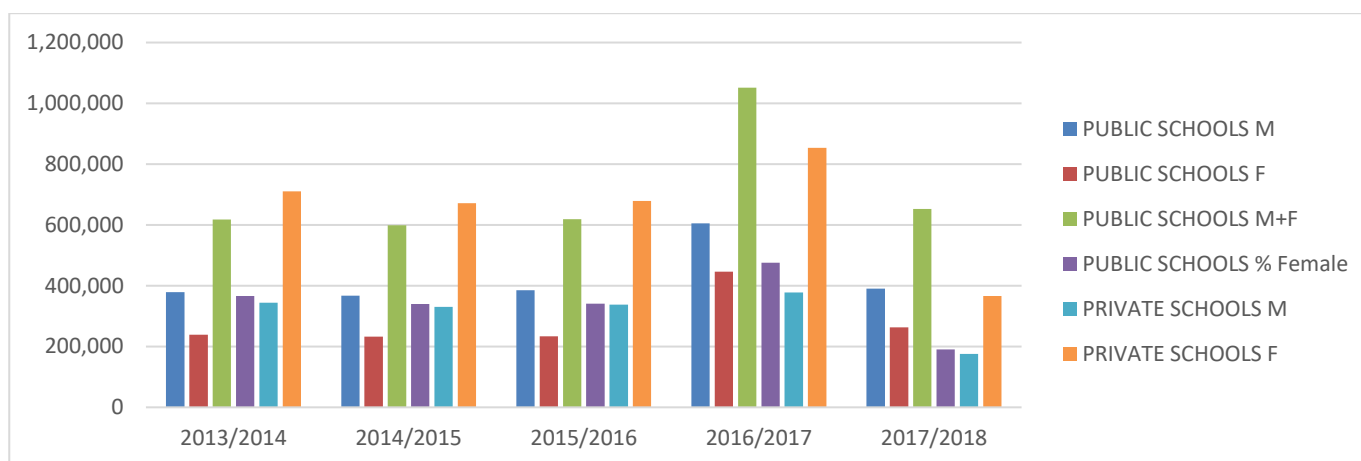


Figure 7.2.1: Number of Candidates that sat for NECO SSCE June/July Examination by Year, Sector & Gender 2013/2014 – 2017/2018

Table 7.2.2: Public Schools Candidates' Performance in NECO SSCE by State and Gender June/July

| State | Number of Candidates that sat | | | 5 Credits & above without English & Mathematics | | | 5 Credits & above with English language | | | 5 Credits & above with Mathematics | | | 5 Credits & above with English & Mathematics | | |
|-----------------|-------------------------------|----------------|----------------|---|----------------|----------------|---|----------------|----------------|------------------------------------|----------------|----------------|--|----------------|---------------|
| | M | F | M+F | M | F | M+F | M | F | M+F | M | F | M+F | M | F | M+F |
| Abia | 1,082 | 1,315 | 2,397 | 928 | 1,149 | 2,077 | 997 | 1,190 | 2,187 | 957 | 1,140 | 2,097 | 930 | 1,096 | 2026 |
| Adamawa | 18,947 | 12,920 | 31,867 | 14,327 | 9,940 | 24,267 | 12,932 | 8,640 | 21,572 | 15,439 | 10,602 | 26,041 | 12,047 | 8,040 | 20087 |
| Akwa Ibom | 6,011 | 7,132 | 13,143 | 4,518 | 5,616 | 10,134 | 4,756 | 5,804 | 10,560 | 4,846 | 5,828 | 10,674 | 4,355 | 5,287 | 9642 |
| Anambra | 3,251 | 4,161 | 7,412 | 2,612 | 3,292 | 5,904 | 2,772 | 3,527 | 6,299 | 2,609 | 3,045 | 5,654 | 2,468 | 2,872 | 5340 |
| Bauchi | 22,502 | 10,226 | 32,728 | 16,426 | 8,305 | 24,731 | 15,541 | 7,911 | 23,452 | 15,613 | 7,816 | 23,429 | 13,096 | 6,769 | 19865 |
| Bayelsa | 1,567 | 1,576 | 3,143 | 1,356 | 1,367 | 2,723 | 1,397 | 1,411 | 2,808 | 1,330 | 1,358 | 2,688 | 1,284 | 1,306 | 2590 |
| Benue | 9,949 | 7,127 | 17,076 | 8,304 | 5,974 | 14,278 | 8,780 | 6,304 | 15,084 | 8,272 | 5,926 | 14,198 | 7,830 | 5,631 | 13461 |
| Borno | 14,703 | 10,449 | 25,152 | 9,976 | 7,835 | 17,811 | 8,084 | 6,406 | 14,490 | 9,939 | 7,683 | 17,622 | 7,156 | 5,751 | 12907 |
| Cross River | 2,338 | 2,247 | 4,585 | 1,822 | 1,760 | 3,582 | 2,005 | 1,936 | 3,941 | 1,967 | 1,875 | 3,842 | 1,847 | 1,762 | 3609 |
| Delta | 3,604 | 3,993 | 7,597 | 2,698 | 3,041 | 5,739 | 3,062 | 3,420 | 6,482 | 2,828 | 3,205 | 6,033 | 2,684 | 3,028 | 5712 |
| Ebonyi | 2,347 | 2,371 | 4,718 | 2,048 | 2,077 | 4,125 | 2,100 | 2,125 | 4,225 | 2,008 | 1,968 | 3,976 | 1,910 | 1,882 | 3792 |
| Edo | 6,188 | 6,345 | 12,533 | 5,275 | 5,577 | 10,852 | 5,496 | 5,756 | 11,252 | 5,198 | 5,331 | 10,529 | 4,936 | 5,107 | 10043 |
| Ekiti | 2,719 | 2,512 | 5,231 | 2,282 | 2,231 | 4,513 | 2,540 | 2,386 | 4,926 | 2,499 | 2,349 | 4,848 | 2,457 | 2,305 | 4762 |
| Enugu | 5,058 | 7,344 | 12,402 | 3,925 | 5,813 | 9,738 | 4,141 | 6,066 | 10,207 | 4,193 | 5,944 | 10,137 | 3,827 | 5,435 | 9262 |
| FCT | 5,611 | 7,020 | 12,631 | 4,166 | 5,218 | 9,384 | 4,637 | 5,797 | 10,434 | 3,803 | 4,302 | 8,105 | 3,594 | 4,090 | 7684 |
| Gombe | 11,073 | 6,448 | 17,521 | 8,294 | 5,320 | 13,614 | 7,960 | 5,218 | 13,178 | 8,037 | 5,130 | 13,167 | 6,787 | 4,526 | 11313 |
| Imo | 5,713 | 6,523 | 12,236 | 4,794 | 5,782 | 10,576 | 5,084 | 5,993 | 11,077 | 4,738 | 5,693 | 10,431 | 4,560 | 5,480 | 10040 |
| Jigawa | 19,526 | 6,705 | 26,231 | 13,350 | 4,676 | 18,026 | 9,608 | 3,098 | 12,706 | 10,101 | 2,996 | 13,097 | 6,803 | 1,860 | 8663 |
| Kaduna | 16,676 | 11,034 | 27,710 | 12,524 | 8,397 | 20,921 | 13,074 | 8,996 | 22,070 | 12,487 | 8,603 | 21,090 | 11,268 | 7,929 | 19197 |
| Kano | 42,780 | 23,368 | 66,148 | 32,626 | 20,674 | 53,300 | 26,239 | 17,546 | 43,785 | 30,706 | 20,113 | 50,819 | 23,105 | 16,409 | 39514 |
| Katsina | 27,710 | 13,893 | 41,603 | 21,353 | 10,603 | 31,956 | 19,607 | 9,859 | 29,466 | 19,744 | 9,944 | 29,688 | 16,411 | 8,240 | 24651 |
| Kebbi | 17,814 | 7,860 | 25,674 | 12,193 | 5,876 | 18,069 | 12,734 | 6,137 | 18,871 | 11,839 | 5,601 | 17,440 | 10,593 | 5,105 | 15698 |
| Kogi | 10,686 | 7,621 | 18,307 | 9,047 | 6,644 | 15,691 | 9,186 | 6,707 | 15,893 | 8,858 | 6,444 | 15,302 | 8,211 | 5,999 | 14210 |
| Kwara | 6,186 | 5,168 | 11,354 | 5,190 | 4,421 | 9,611 | 5,202 | 4,438 | 9,640 | 5,242 | 4,342 | 9,584 | 4,798 | 4,057 | 8855 |
| Lagos | 7,985 | 9,275 | 17,260 | 6,564 | 7,622 | 14,186 | 7,213 | 8,433 | 15,646 | 6,903 | 7,773 | 14,676 | 6,642 | 7,542 | 14184 |
| Nassarawa | 14,628 | 10,335 | 24,963 | 12,477 | 9,030 | 21,507 | 12,681 | 9,105 | 21,786 | 12,799 | 9,111 | 21,910 | 11,889 | 8,518 | 20407 |
| Niger | 14,693 | 9,758 | 24,451 | 9,834 | 6,818 | 16,652 | 10,685 | 7,378 | 18,063 | 10,274 | 7,133 | 17,407 | 9,287 | 6,492 | 15779 |
| Ogun | 2,951 | 3,074 | 6,025 | 2,443 | 2,625 | 5,068 | 2,664 | 2,833 | 5,497 | 2,560 | 2,623 | 5,183 | 2,494 | 2,553 | 5047 |
| Ondo | 5,455 | 5,237 | 10,692 | 4,283 | 4,328 | 8,611 | 4,660 | 4,637 | 9,297 | 4,558 | 4,418 | 8,976 | 4,272 | 4,189 | 8461 |
| Osun | 3,812 | 3,331 | 7,143 | 3,352 | 3,002 | 6,354 | 3,537 | 3,133 | 6,670 | 3,416 | 2,962 | 6,378 | 3,307 | 2,897 | 6204 |
| Oyo | 12,861 | 13,214 | 26,075 | 11,102 | 11,827 | 22,929 | 11,484 | 12,057 | 23,541 | 11,174 | 11,647 | 22,821 | 10,574 | 11,100 | 21674 |
| Plateau | 8,850 | 7,238 | 16,088 | 6,732 | 5,557 | 12,289 | 7,307 | 6,095 | 13,402 | 6,458 | 5,423 | 11,881 | 5,913 | 4,999 | 10912 |
| Rivers | 2,005 | 2,403 | 4,408 | 1,616 | 1,931 | 3,547 | 1,816 | 2,150 | 3,966 | 1,665 | 1,978 | 3,643 | 1,638 | 1,935 | 3573 |
| Sokoto | 16,269 | 7,685 | 23,954 | 9,652 | 5,601 | 15,253 | 10,173 | 5,609 | 15,782 | 9,195 | 5,626 | 14,821 | 8,071 | 4,861 | 12932 |
| Taraba | 8,241 | 4,791 | 13,032 | 6,777 | 3,978 | 10,755 | 7,070 | 4,085 | 11,155 | 6,916 | 4,045 | 10,961 | 6,479 | 3,772 | 10251 |
| Yobe | 12,034 | 4,208 | 16,242 | 7,855 | 3,105 | 10,960 | 8,311 | 3,160 | 11,471 | 7,264 | 2,404 | 9,668 | 6,470 | 2,086 | 8556 |
| Zamfara | 16,118 | 6,751 | 22,869 | 11,324 | 5,535 | 16,859 | 11,028 | 5,234 | 16,262 | 9,917 | 4,858 | 14,775 | 8,595 | 4,393 | 12988 |
| National | 389,943 | 262,658 | 652,601 | 294,045 | 212,547 | 506,592 | 286,563 | 210,580 | 497,143 | 286,352 | 207,239 | 493,591 | 248,588 | 185,303 | 433891 |

Source: NECO

Table 7.2.3: Private Schools Candidates' Performance in NECO SSCE by State and Gender June/July 2018

| State | Number of Candidates that sat | | | 5 Credits & above without English & Mathematics | | | 5 Credits & above with English language | | | 5 Credits & above with Mathematics | | | 5 Credits & above with English & Mathematics | | |
|-----------------|-------------------------------|----------------|----------------|---|----------------|----------------|---|----------------|----------------|------------------------------------|----------------|----------------|--|----------------|----------------|
| | M | F | M+F | M | F | M+F | M | F | M+F | M | F | M+F | M | F | M+F |
| Abia | 3,327 | 3,227 | 6,554 | 3,056 | 2,969 | 6,025 | 3,057 | 3,054 | 6,111 | 2,871 | 2,688 | 5,559 | 2,733 | 2,621 | 5354 |
| Adamawa | 2,866 | 2,219 | 5,085 | 2,491 | 1,939 | 4,430 | 2,212 | 1,721 | 3,933 | 2,549 | 1,991 | 4,540 | 2,119 | 1,636 | 3755 |
| Akwa Ibom | 3,938 | 4,504 | 8,442 | 3,116 | 3,734 | 6,850 | 3,302 | 3,886 | 7,188 | 3,182 | 3,877 | 7,059 | 2,944 | 3,569 | 6513 |
| Anambra | 5,934 | 6,982 | 12,916 | 5,130 | 5,963 | 11,093 | 5,370 | 6,267 | 11,637 | 4,663 | 5,466 | 10,129 | 4,511 | 5,245 | 9756 |
| Bauchi | 4,094 | 2,612 | 6,706 | 3,598 | 2,345 | 5,943 | 3,467 | 2,308 | 5,775 | 3,530 | 2,217 | 5,747 | 3,165 | 2,027 | 5192 |
| Bayelsa | 511 | 521 | 1,032 | 413 | 443 | 856 | 449 | 474 | 923 | 420 | 445 | 865 | 412 | 440 | 852 |
| Benue | 11,296 | 9,341 | 20,637 | 9,932 | 8,188 | 18,120 | 10,363 | 8,557 | 18,920 | 9,699 | 7,965 | 17,664 | 9,373 | 7,660 | 17033 |
| Borno | 5,354 | 3,206 | 8,560 | 4,702 | 2,975 | 7,677 | 4,485 | 2,805 | 7,290 | 4,560 | 2,867 | 7,427 | 4,102 | 2,607 | 6709 |
| Cross River | 5,245 | 5,504 | 10,749 | 4,146 | 4,511 | 8,657 | 4,443 | 4,868 | 9,311 | 3,927 | 4,337 | 8,264 | 3,678 | 4,122 | 7800 |
| Delta | 4,937 | 5,175 | 10,112 | 3,690 | 4,053 | 7,743 | 4,254 | 4,576 | 8,830 | 4,037 | 4,298 | 8,335 | 3,899 | 4,167 | 8066 |
| Ebonyi | 2,480 | 2,448 | 4,928 | 2,203 | 2,217 | 4,420 | 2,302 | 2,320 | 4,622 | 2,140 | 2,168 | 4,308 | 2,095 | 2,129 | 4224 |
| Edo | 4,617 | 4,582 | 9,199 | 3,861 | 3,929 | 7,790 | 4,185 | 4,214 | 8,399 | 3,953 | 4,006 | 7,959 | 3,864 | 3,890 | 7754 |
| Ekiti | 2,102 | 2,436 | 4,538 | 1,798 | 2,171 | 3,969 | 1,974 | 2,343 | 4,317 | 1,900 | 2,242 | 4,142 | 1,867 | 2,222 | 4089 |
| Enugu | 5,836 | 6,582 | 12,418 | 4,839 | 5,576 | 10,415 | 5,103 | 5,881 | 10,984 | 4,924 | 5,481 | 10,405 | 4,660 | 5,233 | 9893 |
| FCT | 2,977 | 3,312 | 6,289 | 2,557 | 2,924 | 5,481 | 2,720 | 3,083 | 5,803 | 2,343 | 2,500 | 4,843 | 2,287 | 2,439 | 4726 |
| Gombe | 4,125 | 2,425 | 6,550 | 3,556 | 2,182 | 5,738 | 3,313 | 2,019 | 5,332 | 3,393 | 2,094 | 5,487 | 2,937 | 1,837 | 4774 |
| Imo | 4,490 | 5,011 | 9,501 | 4,050 | 4,725 | 8,775 | 4,109 | 4,676 | 8,785 | 3,863 | 4,501 | 8,364 | 3,697 | 4,302 | 7999 |
| Jigawa | 410 | 503 | 913 | 379 | 479 | 858 | 358 | 415 | 773 | 354 | 461 | 815 | 321 | 386 | 707 |
| Kaduna | 9,649 | 7,761 | 17,410 | 7,520 | 6,486 | 14,006 | 8,382 | 7,150 | 15,532 | 8,242 | 6,880 | 15,122 | 7,831 | 6,696 | 14527 |
| Kano | 9,439 | 6,620 | 16,059 | 8,106 | 6,103 | 14,209 | 7,335 | 5,702 | 13,037 | 7,701 | 5,953 | 13,654 | 6,417 | 5,373 | 11790 |
| Katsina | 3,037 | 1,855 | 4,892 | 2,705 | 1,764 | 4,469 | 2,564 | 1,687 | 4,251 | 2,632 | 1,737 | 4,369 | 2,400 | 1,621 | 4021 |
| Kebbi | 2,356 | 1,567 | 3,923 | 1,819 | 1,190 | 3,009 | 1,942 | 1,259 | 3,201 | 1,969 | 1,198 | 3,167 | 1,832 | 1,083 | 2915 |
| Kogi | 5,258 | 4,243 | 9,501 | 4,550 | 3,743 | 8,293 | 4,601 | 3,793 | 8,394 | 4,451 | 3,622 | 8,073 | 4,141 | 3,380 | 7521 |
| Kwara | 5,389 | 5,161 | 10,550 | 4,760 | 4,590 | 9,350 | 4,916 | 4,704 | 9,620 | 4,660 | 4,309 | 8,969 | 4,464 | 4,127 | 8591 |
| Lagos | 17,030 | 17,815 | 34,845 | 14,019 | 15,156 | 29,175 | 15,564 | 16,577 | 32,141 | 14,699 | 15,146 | 29,845 | 14,329 | 14,876 | 29205 |
| Nassarawa | 4,559 | 4,489 | 9,048 | 3,991 | 3,954 | 7,945 | 3,979 | 3,961 | 7,940 | 3,969 | 3,819 | 7,788 | 3,676 | 3,569 | 7245 |
| Niger | 4,819 | 3,979 | 8,798 | 3,668 | 3,166 | 6,834 | 3,968 | 3,442 | 7,410 | 3,751 | 3,201 | 6,952 | 3,531 | 3,068 | 6599 |
| Ogun | 7,721 | 7,451 | 15,172 | 6,691 | 6,590 | 13,281 | 7,078 | 6,910 | 13,988 | 6,620 | 6,337 | 12,957 | 6,406 | 6,182 | 12588 |
| Ondo | 5,215 | 5,613 | 10,828 | 4,174 | 4,664 | 8,838 | 4,563 | 5,021 | 9,584 | 4,380 | 4,736 | 9,116 | 4,199 | 4,546 | 8745 |
| Osun | 7,409 | 7,635 | 15,044 | 6,683 | 7,006 | 13,689 | 7,017 | 7,297 | 14,314 | 6,620 | 6,796 | 13,416 | 6,498 | 6,693 | 13191 |
| Oyo | 12,204 | 13,011 | 25,215 | 10,689 | 11,638 | 22,327 | 11,260 | 12,116 | 23,376 | 10,527 | 10,988 | 21,515 | 10,209 | 10,708 | 20917 |
| Plateau | 8,752 | 7,942 | 16,694 | 7,004 | 6,474 | 13,478 | 7,758 | 7,166 | 14,924 | 6,926 | 6,336 | 13,262 | 6,664 | 6,105 | 12769 |
| Rivers | 3,920 | 3,909 | 7,829 | 3,094 | 3,255 | 6,349 | 3,428 | 3,523 | 6,951 | 3,223 | 3,221 | 6,444 | 3,129 | 3,119 | 6248 |
| Sokoto | 1,088 | 862 | 1,950 | 863 | 733 | 1,596 | 862 | 628 | 1,490 | 777 | 660 | 1,437 | 699 | 523 | 1222 |
| Taraba | 3,736 | 2,218 | 5,954 | 3,241 | 1,974 | 5,215 | 3,135 | 1,912 | 5,047 | 3,194 | 1,902 | 5,096 | 2,848 | 1,725 | 4573 |
| Yobe | 3,062 | 2,046 | 5,108 | 2,784 | 1,829 | 4,613 | 2,747 | 1,728 | 4,475 | 2,503 | 1,587 | 4,090 | 2,366 | 1,408 | 3774 |
| Zamfara | 1,550 | 751 | 2,301 | 1,361 | 712 | 2,073 | 1,407 | 720 | 2,127 | 1,210 | 590 | 1,800 | 1,166 | 574 | 1740 |
| Oversea | 6 | 10 | 16 | 4 | 9 | 13 | 4 | 8 | 12 | 5 | 9 | 14 | 4 | 8 | 12 |
| National | 190,738 | 175,528 | 366,266 | 161,243 | 152,359 | 313,602 | 167,976 | 158,771 | 326,747 | 160,367 | 148,631 | 308,998 | 151,473 | 141,916 | 293,389 |

Source: NECO

Table 7.2.4: Private Candidates' Performance by State and Gender in NECO November/December 2018

| State | Number of Candidates that sat | | | 5 Credits & above without English & Mathematics | | | 5 Credits & above with English language | | | 5 Credits & above with Mathematics | | | 5 Credits & above with English & Mathematics | | |
|-----------------|-------------------------------|---------------|--------------|---|---------------|--------------|---|---------------|--------------|------------------------------------|---------------|--------------|--|---------------|--------------|
| | M | F | M+F | M | F | M+F | M | F | M+F | M | F | M+F | M | F | M+F |
| Abia | 266 | 239 | 505 | 207 | 193 | 400 | 236 | 202 | 438 | 232 | 204 | 436 | 225 | 193 | 418 |
| Adamawa | 664 | 335 | 999 | 501 | 256 | 757 | 512 | 264 | 776 | 547 | 294 | 841 | 484 | 255 | 739 |
| Akwa Ibom | 750 | 800 | 1550 | 407 | 466 | 873 | 476 | 542 | 1018 | 481 | 545 | 1026 | 450 | 517 | 967 |
| Anambra | 254 | 338 | 592 | 121 | 193 | 314 | 164 | 229 | 393 | 146 | 209 | 355 | 138 | 197 | 335 |
| Bauchi | 426 | 164 | 590 | 189 | 89 | 278 | 119 | 74 | 193 | 200 | 95 | 295 | 115 | 68 | 183 |
| Bayelsa | 109 | 116 | 225 | 26 | 37 | 63 | 36 | 41 | 77 | 41 | 33 | 74 | 28 | 24 | 52 |
| Benue | 283 | 240 | 523 | 123 | 103 | 226 | 153 | 130 | 283 | 131 | 117 | 248 | 113 | 105 | 218 |
| Borno | 44 | 19 | 63 | 8 | 4 | 12 | 9 | 2 | 11 | 11 | 3 | 14 | 9 | 0 | 9 |
| Cross River | 371 | 392 | 763 | 183 | 195 | 378 | 174 | 157 | 331 | 173 | 192 | 365 | 139 | 122 | 261 |
| Delta | 941 | 980 | 1921 | 384 | 438 | 822 | 616 | 664 | 1280 | 580 | 644 | 1224 | 545 | 599 | 1144 |
| Ebonyi | 87 | 92 | 179 | 40 | 54 | 94 | 60 | 69 | 129 | 52 | 59 | 111 | 51 | 59 | 110 |
| Edo | 276 | 276 | 552 | 102 | 92 | 194 | 138 | 125 | 263 | 111 | 96 | 207 | 98 | 90 | 188 |
| Ekiti | 312 | 329 | 641 | 221 | 253 | 474 | 265 | 294 | 559 | 273 | 299 | 572 | 258 | 288 | 546 |
| Enugu | 478 | 480 | 958 | 284 | 313 | 597 | 369 | 380 | 749 | 363 | 351 | 714 | 354 | 344 | 698 |
| FCT | 332 | 468 | 800 | 51 | 76 | 127 | 93 | 145 | 238 | 73 | 94 | 167 | 68 | 86 | 154 |
| Gombe | 101 | 42 | 143 | 20 | 8 | 28 | 22 | 9 | 31 | 30 | 8 | 38 | 19 | 5 | 24 |
| Imo | 175 | 156 | 331 | 124 | 107 | 231 | 138 | 127 | 265 | 121 | 103 | 224 | 114 | 101 | 215 |
| Jigawa | 1,567 | 270 | 1837 | 1,043 | 175 | 1218 | 962 | 169 | 1131 | 984 | 182 | 1166 | 756 | 141 | 897 |
| Kaduna | 1,027 | 611 | 1638 | 518 | 325 | 843 | 584 | 379 | 963 | 626 | 402 | 1028 | 513 | 334 | 847 |
| Kano | 3,668 | 1,231 | 4899 | 1,515 | 638 | 2153 | 1,776 | 698 | 2474 | 1,882 | 751 | 2633 | 1,519 | 614 | 2133 |
| Katsina | 149 | 63 | 212 | 71 | 30 | 101 | 86 | 40 | 126 | 94 | 42 | 136 | 81 | 38 | 119 |
| Kebbi | 319 | 160 | 479 | 226 | 119 | 345 | 253 | 129 | 382 | 276 | 145 | 421 | 244 | 128 | 372 |
| Kogi | 381 | 330 | 711 | 277 | 228 | 505 | 275 | 236 | 511 | 304 | 254 | 558 | 263 | 226 | 489 |
| Kwara | 999 | 1,005 | 2004 | 789 | 796 | 1585 | 811 | 770 | 1581 | 744 | 726 | 1470 | 664 | 623 | 1287 |
| Lagos | 1,966 | 1,817 | 3783 | 1,131 | 1,131 | 2262 | 1,430 | 1,357 | 2787 | 1,465 | 1,411 | 2876 | 1,316 | 1,261 | 2577 |
| Nassarawa | 458 | 400 | 858 | 263 | 252 | 515 | 351 | 315 | 666 | 348 | 313 | 661 | 332 | 300 | 632 |
| Niger | 2,843 | 2,108 | 4951 | 1,533 | 1,146 | 2679 | 1,294 | 1,025 | 2319 | 1,727 | 1,337 | 3064 | 1,168 | 937 | 2105 |
| Ogun | 3,801 | 3,782 | 7583 | 3,092 | 3,236 | 6328 | 3,237 | 3,294 | 6531 | 3,360 | 3,388 | 6748 | 3,077 | 3,139 | 6216 |
| Ondo | 607 | 558 | 1165 | 464 | 429 | 893 | 461 | 425 | 886 | 428 | 418 | 846 | 363 | 356 | 719 |
| Osun | 1,179 | 1,098 | 2277 | 805 | 827 | 1632 | 890 | 857 | 1747 | 852 | 828 | 1680 | 795 | 772 | 1567 |
| Oyo | 5,077 | 5,202 | 10279 | 3,835 | 4,174 | 8009 | 4,042 | 4,231 | 8273 | 4,358 | 4,557 | 8915 | 3,891 | 4,083 | 7974 |
| Plateau | 1,107 | 812 | 1919 | 613 | 394 | 1007 | 598 | 442 | 1040 | 693 | 483 | 1176 | 552 | 401 | 953 |
| Rivers | 690 | 636 | 1326 | 329 | 356 | 685 | 475 | 455 | 930 | 494 | 471 | 965 | 461 | 432 | 893 |
| Sokoto | 294 | 162 | 456 | 166 | 95 | 261 | 219 | 112 | 331 | 241 | 129 | 370 | 215 | 109 | 324 |
| Taraba | 223 | 156 | 379 | 132 | 78 | 210 | 143 | 78 | 221 | 151 | 92 | 243 | 134 | 71 | 205 |
| Yobe | 871 | 266 | 1137 | 565 | 173 | 738 | 406 | 125 | 531 | 509 | 153 | 662 | 352 | 111 | 463 |
| Zamfara | 66 | 31 | 97 | 49 | 13 | 62 | 28 | 9 | 37 | 55 | 22 | 77 | 27 | 9 | 36 |
| National | 33,161 | 26,164 | 59325 | 20,407 | 17,492 | 37899 | 21,901 | 18,600 | 40501 | 23,156 | 19,450 | 42606 | 19,931 | 17,138 | 37069 |

Source: NECO

7.3.0 National Business and Technical Examinations Board (NABTEB)

NABTEB conducts examination for the award of the National Technical Certificate (NTC) and National Business Certificate (NBC) for school candidates in May/June and the advanced level versions for external candidates in October/November every year. These certificates are accepted by the Joint Admissions and Matriculation Board as a requirement for admission into tertiary institutions namely Universities, Polytechnics and Colleges of Education in the Nigeria.

Table 7.3.1 Candidates that sat for May/June NTC/NBC Examination by Year and Gender 2013/2014- 2017/2018

| Year | M | F | M+F | % Females |
|-----------|--------|--------|--------|-----------|
| 2013/2014 | 55,473 | 23,450 | 78,923 | 29.7 |
| 2014/2015 | 53,051 | 23,312 | 76,363 | 30.5 |
| 2015/2016 | 49,394 | 20,078 | 69,472 | 28.9 |
| 2016/2017 | 42,081 | 15,933 | 58,014 | 27.5 |
| 2017/2018 | 39,671 | 15,809 | 55,480 | 28.5 |

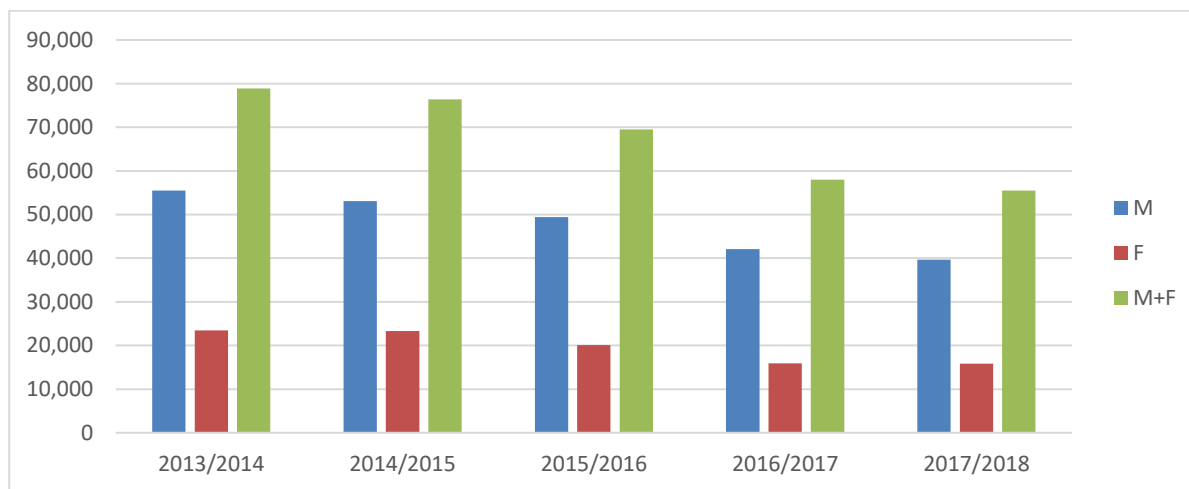


Figure 7.3.1: Candidates that sat for May/June NTC/NBC Examination by Year and Gender 2013/2014- 2017/2018

Table 7.3.2: Candidates' Performance in the NBC/NTC Examination May/June 2017/2018

| State | Total Number of Candidates that Sat for the Exam | | | 5 Credits and Above Without English Language and Mathematics | | | 5 Credits and Above with English Language | | | 5 Credits and Above with Mathematics | | | 5 Credits and Above with English Language and Mathematics | | |
|-----------------|--|---------------|---------------|--|---------------|---------------|---|---------------|---------------|--------------------------------------|---------------|---------------|---|--------------|---------------|
| | M | F | M+F | M | F | M+F | M | F | M+F | M | F | M+F | M | F | M+F |
| Abia | 286 | 151 | 437 | 111 | 37 | 148 | 161 | 58 | 219 | 106 | 51 | 157 | 121 | 63 | 184 |
| Adamawa | 1,062 | 545 | 1,607 | 712 | 364 | 1,076 | 767 | 403 | 1,170 | 740 | 381 | 1,121 | 740 | 366 | 1,106 |
| Akwa Ibom | 1,183 | 313 | 1,496 | 735 | 163 | 898 | 703 | 181 | 884 | 677 | 142 | 819 | 599 | 140 | 739 |
| Anambra | 871 | 421 | 1,292 | 636 | 314 | 950 | 646 | 328 | 974 | 495 | 313 | 808 | 471 | 303 | 774 |
| Bauchi | 1,052 | 189 | 1,241 | 542 | 85 | 627 | 535 | 95 | 630 | 448 | 65 | 513 | 394 | 62 | 456 |
| Bayelsa | 48 | 17 | 65 | 28 | 7 | 35 | 29 | 8 | 37 | 15 | 4 | 19 | 17 | 4 | 21 |
| Benue | 1,830 | 574 | 2,404 | 1,403 | 436 | 1,839 | 1,446 | 464 | 1,910 | 1,256 | 422 | 1,678 | 1,193 | 397 | 1,590 |
| Borno | 82 | 55 | 137 | 47 | 30 | 77 | 53 | 39 | 92 | 50 | 35 | 85 | 55 | 36 | 91 |
| Cross River | 645 | 373 | 1,018 | 331 | 194 | 525 | 352 | 243 | 595 | 306 | 208 | 514 | 280 | 201 | 481 |
| Delta | 427 | 155 | 582 | 177 | 69 | 246 | 203 | 91 | 294 | 184 | 76 | 260 | 193 | 75 | 268 |
| Ebonyi | 87 | 107 | 194 | 39 | 38 | 77 | 47 | 51 | 98 | 42 | 47 | 89 | 41 | 58 | 99 |
| Edo | 338 | 205 | 543 | 163 | 80 | 243 | 204 | 111 | 315 | 185 | 93 | 278 | 193 | 102 | 295 |
| Ekiti | 394 | 235 | 629 | 153 | 92 | 245 | 215 | 129 | 344 | 200 | 119 | 319 | 208 | 117 | 325 |
| Enugu | 928 | 430 | 1,358 | 595 | 258 | 853 | 662 | 309 | 971 | 643 | 264 | 907 | 635 | 272 | 907 |
| FCT | 1,281 | 836 | 2,117 | 745 | 466 | 1,211 | 870 | 562 | 1,432 | 789 | 489 | 1,278 | 792 | 507 | 1,299 |
| Gombe | 1,752 | 899 | 2,651 | 542 | 312 | 854 | 545 | 157 | 702 | 539 | 330 | 869 | 471 | 138 | 609 |
| Imo | 740 | 162 | 902 | 437 | 54 | 491 | 468 | 90 | 558 | 429 | 87 | 516 | 397 | 102 | 499 |
| Jigawa | 2,619 | 577 | 3,196 | 1,919 | 460 | 2,379 | 1,738 | 388 | 2,126 | 1,984 | 461 | 2,445 | 1,595 | 348 | 1,943 |
| Kaduna | 831 | 139 | 970 | 452 | 68 | 520 | 489 | 78 | 567 | 348 | 62 | 410 | 312 | 62 | 374 |
| Kano | 1,700 | 95 | 1,795 | 526 | 85 | 611 | 646 | 78 | 724 | 560 | 62 | 622 | 532 | 56 | 588 |
| Katsina | 951 | 261 | 1,212 | 803 | 233 | 1,036 | 641 | 85 | 726 | 617 | 233 | 850 | 573 | 68 | 641 |
| Kebbi | 578 | 74 | 652 | 382 | 44 | 426 | 386 | 46 | 432 | 301 | 48 | 349 | 264 | 44 | 308 |
| Kogi | 1,089 | 625 | 1,714 | 911 | 533 | 1,444 | 893 | 520 | 1,413 | 810 | 500 | 1,310 | 743 | 458 | 1,201 |
| Kwara | 2,894 | 2,175 | 5,069 | 2,190 | 1,643 | 3,833 | 2,230 | 1,660 | 3,890 | 2,289 | 1,717 | 4,006 | 2,119 | 1,580 | 3,699 |
| Lagos | 1,777 | 506 | 2,283 | 1,302 | 350 | 1,652 | 1,375 | 403 | 1,778 | 1,301 | 367 | 1,668 | 1,236 | 360 | 1,596 |
| Nasara | 1,533 | 668 | 2,201 | 1,088 | 500 | 1,588 | 1,086 | 511 | 1,597 | 1,101 | 499 | 1,600 | 1,020 | 455 | 1,475 |
| Niger | 4,041 | 1,502 | 5,543 | 3,061 | 1,298 | 4,359 | 2,866 | 1,177 | 4,043 | 2,963 | 1,225 | 4,188 | 2,605 | 1,090 | 3,695 |
| Ogun | 909 | 356 | 1,265 | 553 | 230 | 783 | 603 | 253 | 856 | 535 | 222 | 757 | 512 | 208 | 720 |
| Ondo | 761 | 465 | 1,226 | 577 | 326 | 903 | 550 | 328 | 878 | 597 | 368 | 965 | 521 | 336 | 857 |
| Osun | 1,034 | 530 | 1,564 | 854 | 451 | 1,305 | 874 | 459 | 1,333 | 880 | 465 | 1,345 | 852 | 450 | 1,302 |
| Oyo | 845 | 282 | 1,127 | 686 | 216 | 902 | 711 | 223 | 934 | 608 | 202 | 810 | 583 | 191 | 774 |
| Plateau | 1,159 | 699 | 1,858 | 671 | 433 | 1,104 | 750 | 468 | 1,218 | 549 | 337 | 886 | 509 | 325 | 834 |
| Rivers | 435 | 54 | 489 | 245 | 23 | 268 | 264 | 24 | 288 | 232 | 23 | 255 | 228 | 22 | 250 |
| Sokoto | 743 | 101 | 844 | 424 | 37 | 461 | 458 | 51 | 509 | 435 | 41 | 476 | 420 | 49 | 469 |
| Taraba | 637 | 341 | 978 | 421 | 271 | 692 | 466 | 266 | 732 | 414 | 252 | 666 | 409 | 233 | 642 |
| Yobe | 1,709 | 650 | 2,359 | 1,077 | 455 | 1,532 | 1,145 | 515 | 1,660 | 1,093 | 400 | 1,493 | 1,075 | 370 | 1,445 |
| Zamfara | 410 | 42 | 452 | 210 | 30 | 240 | 260 | 30 | 290 | 123 | 24 | 147 | 120 | 21 | 141 |
| National | 39,671 | 15,809 | 55,470 | 25,748 | 10,685 | 36,433 | 26,337 | 10,882 | 37,219 | 24,844 | 10,634 | 35,478 | 23,028 | 9,669 | 32,697 |

Source: NABTEB

Table 7.3.3: Candidates Enrolment by Trade and Gender for NBC/NTC May/June 2017/2018

| S/N | Trade Name | M | F | M+F |
|------------|--|---------------|---------------|---------------|
| 1 | Agric. Equipment & Implement Mech. Works | 124 | 19 | 143 |
| 2 | Motor Vehicle Mechanics Works | 2,328 | 37 | 2,365 |
| 3 | Automobile Electrical Works | 36 | 1 | 37 |
| 4 | Electrical Install. & Maintenance Works | 6,463 | 282 | 6,745 |
| 5 | Fabrication & Welding | 1,361 | 33 | 1,394 |
| 6 | Mechanical Engineering Craft Practice | 1,176 | 42 | 1,218 |
| 7 | Electronics Works | 840 | 86 | 926 |
| 8 | Refrigeration & Air-Conditioning Works | 227 | 8 | 235 |
| 9 | Vehicle Body Building | 8 | N/A | 8 |
| 10 | Instrument Mechanics Works | 43 | 1 | 44 |
| 11 | Foundry Craft Practice | 5 | N/A | 5 |
| 12 | Marine Engineering Craft | 5 | N/A | 5 |
| 13 | Computer Craft Studies | 1,006 | 627 | 1,633 |
| 14 | Animal Husbandry | 127 | 152 | 279 |
| 15 | Fisheries | 13 | 38 | 51 |
| 16 | Blocklaying/Bricklaying & Concreting | 3,530 | 123 | 3,653 |
| 17 | Carpentry & Joinery | 1,421 | 30 | 1,451 |
| 18 | Furniture Making | 537 | 4 | 541 |
| 19 | Machine Wood Working | 72 | 2 | 74 |
| 20 | Painting & Decorating | 201 | 39 | 240 |
| 21 | Plumbing & Pipe-Fitting | 288 | 8 | 296 |
| 22 | Draughtmanship Craft Practice | 130 | 12 | 142 |
| 23 | Cosmetology | 7 | 48 | 55 |
| 24 | Men's Garment Making | 56 | 2 | 58 |
| 25 | Ladies Garment Making | 77 | 470 | 547 |
| 26 | Catering Craft Practice | 133 | 1,173 | 1,306 |
| 27 | Leather Trades | 20 | 3 | 23 |
| 28 | Printing Craft Practice | 56 | 15 | 71 |
| 29 | Textile Trades | 7 | 8 | 15 |
| 30 | Graphic Arts | 84 | 9 | 93 |
| 31 | Ceramics | 9 | 9 | 18 |
| 32 | Photographic Practice | 5 | N/A | 5 |
| 33 | Secretarial Duties | 55 | 69 | 124 |
| 34 | Book-Keeping | 4,094 | 3,386 | 7,480 |
| 35 | Salesmanship | 68 | 41 | 109 |
| 36 | Tourism | 28 | 24 | 52 |
| 37 | General Education | 15,031 | 9,008 | 24,039 |
| | Total | 39,671 | 15,809 | 55,480 |

Source: NABTEB

Table7.3.4: Candidates' Performance in the ANBC/ANTC Examination Nov/Dec 2017/2018

| State | Total Number of Candidates that Sat for The Exam | | | 5 Credits and Above Without English Language and Mathematics | | | 5 Credits and Above with English Language | | | 5 Credits and Above with Mathematics | | | 5 Credits and Above with English Language and Mathematics | | |
|-----------------|--|---------------|---------------|--|---------------|---------------|---|---------------|---------------|--------------------------------------|---------------|---------------|---|---------------|---------------|
| | M | F | M+F | M | F | M+F | M | F | M+F | M | F | M+F | M | F | M+F |
| Abia | 312 | 377 | 689 | 139 | 180 | 319 | 139 | 190 | 329 | 134 | 178 | 312 | 123 | 167 | 290 |
| Adamawa | 1,012 | 567 | 1,579 | 691 | 408 | 1,099 | 785 | 453 | 1,238 | 723 | 427 | 1,150 | 732 | 427 | 1,159 |
| Akwa Ibom | 407 | 203 | 610 | 146 | 57 | 203 | 161 | 72 | 233 | 139 | 64 | 203 | 129 | 62 | 191 |
| Anambra | 337 | 427 | 764 | 230 | 289 | 519 | 238 | 288 | 526 | 235 | 277 | 512 | 225 | 265 | 490 |
| Bauchi | 715 | 175 | 890 | 294 | 90 | 384 | 345 | 112 | 457 | 177 | 60 | 237 | 176 | 60 | 236 |
| Bayelsa | 93 | 82 | 175 | 28 | 30 | 58 | 27 | 33 | 60 | 11 | 18 | 29 | 8 | 13 | 21 |
| Benue | 809 | 405 | 1,214 | 623 | 318 | 941 | 654 | 343 | 997 | 572 | 320 | 892 | 546 | 322 | 868 |
| Borno | 84 | 56 | 140 | 49 | 30 | 79 | 60 | 32 | 92 | 46 | 30 | 76 | 45 | 27 | 72 |
| Cross River | 835 | 558 | 1,393 | 605 | 419 | 1,024 | 657 | 473 | 1,130 | 488 | 341 | 829 | 474 | 338 | 812 |
| Delta | 444 | 337 | 781 | 173 | 152 | 325 | 212 | 173 | 385 | 200 | 166 | 366 | 207 | 166 | 373 |
| Ebonyi | 284 | 334 | 618 | 77 | 71 | 148 | 85 | 82 | 167 | 64 | 51 | 115 | 63 | 52 | 115 |
| Edo | 557 | 522 | 1,079 | 169 | 188 | 357 | 209 | 216 | 425 | 196 | 213 | 409 | 201 | 204 | 405 |
| Ekiti | 482 | 476 | 958 | 360 | 378 | 738 | 385 | 383 | 768 | 320 | 336 | 656 | 313 | 321 | 634 |
| Enugu | 371 | 477 | 848 | 165 | 236 | 401 | 187 | 271 | 458 | 160 | 238 | 398 | 162 | 246 | 408 |
| FCT | 1,365 | 1,348 | 2,713 | 909 | 943 | 1,852 | 1,037 | 1,064 | 2,101 | 987 | 1,033 | 2,020 | 1,000 | 1,031 | 2,031 |
| Gombe | 420 | 179 | 599 | 245 | 112 | 357 | 227 | 106 | 333 | 238 | 114 | 352 | 213 | 102 | 315 |
| Imo | 361 | 540 | 901 | 142 | 166 | 308 | 148 | 183 | 331 | 135 | 162 | 297 | 133 | 166 | 299 |
| Jigawa | 440 | 89 | 529 | 323 | 67 | 390 | 304 | 64 | 368 | 274 | 54 | 328 | 240 | 43 | 283 |
| Kaduna | 250 | 89 | 339 | 119 | 50 | 169 | 113 | 52 | 165 | 132 | 65 | 197 | 108 | 56 | 164 |
| Kano | 159 | 57 | 216 | 134 | 51 | 185 | 119 | 52 | 171 | 133 | 53 | 186 | 115 | 51 | 166 |
| Katsina | 814 | 263 | 1,077 | 634 | 216 | 850 | 638 | 213 | 851 | 577 | 181 | 758 | 538 | 178 | 716 |
| Kebbi | 178 | 66 | 244 | 155 | 56 | 211 | 147 | 49 | 196 | 161 | 56 | 217 | 152 | 48 | 200 |
| Kogi | 1,587 | 1,093 | 2,680 | 1,179 | 869 | 2,048 | 1,220 | 914 | 2,134 | 1,115 | 838 | 1,953 | 1,073 | 830 | 1,903 |
| Kwara | 3,306 | 2,539 | 5,845 | 2,413 | 1,959 | 4,372 | 2,705 | 2,137 | 4,842 | 2,671 | 2,147 | 4,818 | 2,662 | 2,120 | 4,782 |
| Lagos | 641 | 202 | 843 | 286 | 99 | 385 | 270 | 103 | 373 | 257 | 89 | 346 | 224 | 88 | 312 |
| Nasara | 1,937 | 1,122 | 3,059 | 1,526 | 906 | 2,432 | 1,560 | 938 | 2,498 | 1,538 | 925 | 2,463 | 1,463 | 890 | 2,353 |
| Niger | 2,779 | 1,467 | 4,246 | 2,282 | 1,201 | 3,483 | 2,209 | 1,188 | 3,397 | 2,179 | 1,175 | 3,354 | 1,973 | 1,082 | 3,055 |
| Ogun | 335 | 128 | 463 | 155 | 60 | 215 | 166 | 71 | 237 | 169 | 65 | 234 | 155 | 65 | 220 |
| Ondo | 837 | 671 | 1,508 | 551 | 509 | 1,060 | 576 | 533 | 1,109 | 570 | 519 | 1,089 | 550 | 514 | 1,064 |
| Osun | 992 | 676 | 1,668 | 662 | 460 | 1,122 | 744 | 526 | 1,270 | 730 | 531 | 1,261 | 738 | 525 | 1,263 |
| Oyo | 547 | 257 | 804 | 324 | 182 | 506 | 355 | 202 | 557 | 358 | 202 | 560 | 364 | 199 | 563 |
| Plateau | 1,573 | 1,111 | 2,684 | 1,165 | 819 | 1,984 | 1,141 | 818 | 1,959 | 956 | 722 | 1,678 | 878 | 662 | 1,540 |
| Rivers | 219 | 113 | 332 | 60 | 20 | 80 | 74 | 29 | 103 | 50 | 21 | 71 | 54 | 25 | 79 |
| Sokoto | 223 | 54 | 277 | 119 | 30 | 149 | 130 | 26 | 156 | 132 | 28 | 160 | 144 | 26 | 170 |
| Taraba | 864 | 531 | 1,395 | 664 | 420 | 1,084 | 655 | 394 | 1,049 | 636 | 403 | 1,039 | 588 | 361 | 949 |
| Yobe | 608 | 246 | 854 | 471 | 204 | 675 | 497 | 200 | 697 | 441 | 179 | 620 | 435 | 171 | 606 |
| Zamfara | 244 | 49 | 293 | 163 | 34 | 197 | 170 | 31 | 201 | 166 | 29 | 195 | 148 | 24 | 172 |
| National | 27,421 | 17,886 | 45,307 | 18,430 | 12,279 | 30,709 | 19,349 | 13,014 | 32,363 | 18,070 | 12,310 | 30,380 | 17,352 | 11,927 | 29,279 |

Source: NABTEB

Table 7.3.5: Candidates Enrolment by Trade and Gender for ANBC/ANTC Nov/Dec 2017/2018

| S/N | Trade Name | M | F | M+F |
|------------|---|--------------|--------------|--------------|
| 1 | Agricultural Equipment & Implement Mechanic Works | 16 | - | 16 |
| 2 | Motor Vehicle Mechanics Works (Adv) | 151 | 1 | 152 |
| 3 | Electrical Installation & Maintenance Works (Adv) | 395 | 34 | 429 |
| 4 | Fabrication & Welding (Adv) | 40 | 1 | 41 |
| 5 | Mechanical Engineering Craft Practice (Adv) | 243 | 6 | 249 |
| 6 | Electronic Works (Adv) | 32 | 6 | 38 |
| 7 | Refrigeration & Air-Conditioning Works (Adv) | 25 | - | 25 |
| 8 | Marine Engineering Craft (Adv) | 18 | - | 18 |
| 9 | Computer Craft Studies (Adv) | 127 | 180 | 307 |
| 10 | Animal Husbandry (Adv) | 47 | 85 | 132 |
| 11 | Fisheries (Adv) | 4 | - | 4 |
| 12 | Brick/Blocklaying & Concreting (Adv) | 138 | 13 | 151 |
| 13 | Carpentry & Joinery (Adv) | 44 | 1 | 45 |
| 14 | Furniture Making (Adv) | 20 | - | 20 |
| 15 | Painting & Decorating (Adv) | 20 | 18 | 38 |
| 16 | Plumbing & Pipe-Fitting (Adv) | 70 | 9 | 79 |
| 17 | Draughtmanship Craft Practice (Adv) | 11 | 2 | 13 |
| 18 | Men's Garment Making (Adv) | 5 | - | 5 |
| 19 | Ladies Garment Making (Adv) | 1 | 29 | 30 |
| 20 | Catering Craft Practice (Adv) | 17 | 115 | 132 |
| 21 | Printing Craft Practice (Adv) | 14 | 5 | 19 |
| 22 | Textile Trades (Adv) | 3 | 2 | 5 |
| 23 | Graphic Arts (Adv) | - | 1 | 1 |
| 24 | Ceramics (Adv) | 1 | - | 1 |
| 25 | Photographic Practice (Adv) | 7 | 3 | 10 |
| 26 | Secretarial Duties (Adv) | 33 | 133 | 166 |
| 27 | Financial Management (Adv) | 954 | 947 | 1,901 |
| 28 | Salesmanship (Adv) | 52 | 50 | 102 |
| 29 | Tourism (Adv) | 17 | 13 | 30 |
| 30 | General Education (Adv) | 163 | 137 | 300 |
| | Total | 2,668 | 1,791 | 4,459 |

Source: NABTEB

7.4.0 Joint Admission and Matriculation Board (JAMB)

The Joint Admission and Matriculation Board (JAMB) conducts the Unified Tertiary Matriculation Examination (UTME) and places suitably qualified candidates in tertiary institutions after taking into consideration the carrying capacity and guidelines approved by each institution and the preference indicated by candidates.

Table 7.4.1: UTME Application and Admission by Year and Gender 2013/2014 – 2017/2018

| Year | Application | | | | Admission | | | |
|-----------|-------------|---------|-----------|------|-----------|---------|---------|------|
| | M | F | M+F | % F | M | F | M+F | % F |
| 2013/2014 | 923,573 | 708,414 | 1,631,987 | 43.4 | 255,483 | 180,206 | 435,689 | 41.4 |
| 2014/2015 | 825,738 | 647,909 | 1,473,647 | 44.0 | 274,372 | 203,170 | 477,542 | 42.5 |
| 2015/2016 | 886,949 | 692,387 | 1,579,336 | 43.8 | 277,894 | 213,848 | 491,742 | 43.5 |
| 2016/2017 | 831,407 | 631,859 | 1,463,266 | 43.2 | 238,017 | 185,325 | 423,342 | 43.8 |
| 2017/2018 | 952,127 | 769,620 | 1,721,747 | 44.7 | 315,914 | 251,128 | 567,042 | 44.3 |

Evidently, about 33% of the applicants were able to secure admission in the 2017/2018 academic year.

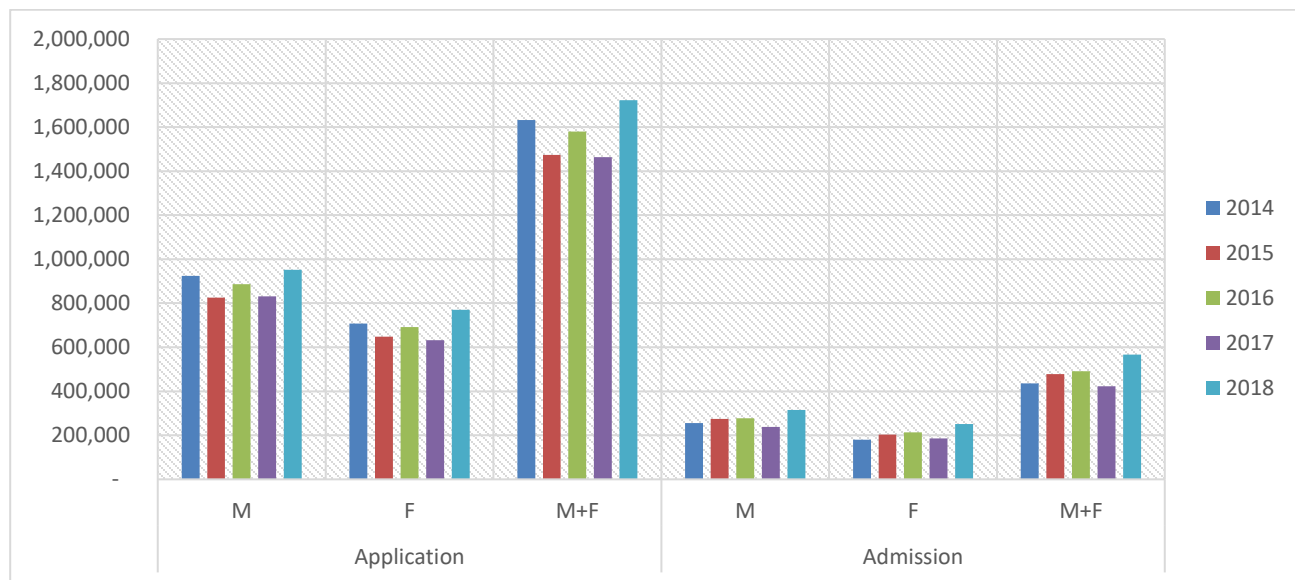


Figure 7.4.1: UTME Application and Admission by Year and Gender 2013/2014 – 2017/2018

Table 7.4.2: UTME Application by State, Faculty and Gender 2017/2018

| State | Administration | | Agriculture | | Arts & Humanities | | Education | | Engineering/Tech/Env | | Law/Legal Studies | | Med/Pharm/Health Sciences | | Sciences | | Social Sciences | | Total | |
|-----------------|----------------|---------------|---------------|---------------|-------------------|---------------|---------------|---------------|----------------------|---------------|-------------------|---------------|---------------------------|----------------|----------------|----------------|-----------------|----------------|----------------|----------------|
| | M | F | M | F | M | F | M | F | M | F | M | F | M | F | M | F | M | F | M | F |
| Abia | 1,826 | 2,799 | 1,095 | 1,590 | 1,113 | 2,170 | 591 | 1,530 | 7,174 | 882 | 1,304 | 1,889 | 3,496 | 7,825 | 3,680 | 3,326 | 4,017 | 5,335 | 24,296 | 27,346 |
| Adamawa | 940 | 716 | 162 | 75 | 570 | 805 | 583 | 655 | 3,300 | 1,074 | 560 | 527 | 1,917 | 1,741 | 2,862 | 1,802 | 3,162 | 1,792 | 14,056 | 9,187 |
| Akwa Ibom | 1,889 | 2,817 | 484 | 644 | 2,147 | 3,830 | 2,007 | 4,349 | 9,340 | 1,200 | 1,305 | 1,721 | 3,397 | 7,766 | 3,931 | 3,429 | 5,758 | 6,326 | 30,258 | 32,082 |
| Anambra | 3,305 | 5,071 | 517 | 915 | 2,354 | 3,785 | 1,185 | 3,749 | 8,703 | 1,328 | 2,021 | 2,680 | 5,647 | 12,346 | 5,172 | 4,846 | 5,783 | 8,041 | 34,687 | 42,761 |
| Bauchi | 1,000 | 318 | 308 | 60 | 1,329 | 536 | 1,780 | 791 | 2,354 | 359 | 791 | 293 | 3,812 | 2,095 | 3,760 | 1,461 | 3,288 | 768 | 18,422 | 6,681 |
| Bayelsa | 509 | 761 | 95 | 60 | 1,284 | 1,646 | 239 | 336 | 2,337 | 257 | 669 | 964 | 1,300 | 2,396 | 1,120 | 686 | 2,277 | 2,308 | 9,830 | 9,414 |
| Benue | 5,154 | 4,540 | 1,012 | 756 | 2,102 | 1,668 | 1,343 | 1,303 | 6,197 | 513 | 2,175 | 1,726 | 4,926 | 4,613 | 7,470 | 4,461 | 11,349 | 7,658 | 41,728 | 27,238 |
| Borno | 1,004 | 611 | 314 | 127 | 640 | 732 | 587 | 443 | 2,932 | 303 | 490 | 445 | 4,224 | 4,452 | 2,008 | 1,076 | 3,148 | 1,357 | 15,347 | 9,546 |
| Cross River | 668 | 715 | 234 | 192 | 1,150 | 1,561 | 915 | 1,092 | 3,310 | 340 | 883 | 1,077 | 3,522 | 5,260 | 3,264 | 1,514 | 4,890 | 4,197 | 18,836 | 15,948 |
| Delta | 3,372 | 5,152 | 391 | 341 | 2,265 | 4,005 | 1,094 | 2,394 | 12,331 | 1,517 | 1,940 | 3,115 | 5,900 | 12,780 | 6,002 | 3,911 | 6,620 | 8,336 | 39,915 | 41,551 |
| Ebonyi | 867 | 1,432 | 296 | 306 | 758 | 881 | 329 | 629 | 3,409 | 302 | 1,224 | 982 | 3,330 | 4,407 | 2,287 | 1,747 | 3,910 | 4,276 | 16,410 | 14,962 |
| Edo | 1,971 | 2,670 | 375 | 344 | 1,947 | 3,612 | 662 | 1,400 | 9,315 | 1,160 | 1,448 | 2,355 | 5,053 | 10,542 | 4,444 | 2,947 | 7,782 | 8,228 | 32,997 | 33,258 |
| Ekiti | 1,871 | 1,966 | 611 | 619 | 1,524 | 1,909 | 768 | 1,256 | 4,917 | 630 | 982 | 1,157 | 2,619 | 4,965 | 3,927 | 3,869 | 4,625 | 3,878 | 21,844 | 20,249 |
| Enugu | 2,273 | 4,342 | 386 | 972 | 1,548 | 2,382 | 770 | 3,064 | 7,481 | 867 | 1,751 | 2,030 | 6,629 | 11,849 | 4,451 | 4,353 | 5,280 | 7,226 | 30,569 | 37,085 |
| FCT | 422 | 288 | 62 | 14 | 219 | 205 | 183 | 116 | 609 | 30 | 106 | 133 | 316 | 400 | 586 | 311 | 1,574 | 695 | 4,077 | 2,192 |
| Gombe | 434 | 226 | 226 | 46 | 1,155 | 1,405 | 706 | 513 | 1,197 | 112 | 497 | 356 | 2,912 | 2,025 | 3,764 | 1,844 | 4,726 | 1,761 | 15,617 | 8,288 |
| Imo | 4,664 | 6,892 | 794 | 1,510 | 2,413 | 3,895 | 1,676 | 4,643 | 13,342 | 1,754 | 2,377 | 3,569 | 6,968 | 16,862 | 7,528 | 6,508 | 6,825 | 9,957 | 46,587 | 55,590 |
| Jigawa | 336 | 42 | 511 | 65 | 2,540 | 821 | 1,744 | 779 | 959 | 30 | 161 | 69 | 1,520 | 712 | 4,180 | 1,173 | 3,264 | 364 | 15,215 | 4,055 |
| Kaduna | 3,044 | 1,595 | 775 | 273 | 2,530 | 2,127 | 1,002 | 664 | 6,907 | 490 | 1,005 | 1,013 | 5,213 | 8,033 | 10,028 | 6,383 | 13,431 | 7,694 | 43,935 | 28,272 |
| Kano | 2,563 | 606 | 2,025 | 298 | 3,223 | 1,917 | 3,833 | 2,824 | 5,230 | 208 | 907 | 506 | 6,707 | 6,954 | 11,095 | 5,116 | 13,385 | 3,088 | 48,968 | 21,517 |
| Katsina | 1,442 | 229 | 498 | 58 | 2,363 | 522 | 2,156 | 804 | 2,264 | 80 | 358 | 151 | 2,008 | 1,447 | 8,749 | 3,028 | 5,403 | 778 | 25,241 | 7,097 |
| Kebbi | 356 | 131 | 222 | 29 | 262 | 103 | 141 | 55 | 956 | 27 | 204 | 109 | 2,189 | 1,699 | 4,258 | 932 | 1,839 | 414 | 10,427 | 3,499 |
| Kogi | 2,375 | 2,482 | 780 | 780 | 1,736 | 2,218 | 751 | 955 | 6,822 | 861 | 1,336 | 1,581 | 3,710 | 5,823 | 7,909 | 6,029 | 13,886 | 10,158 | 39,305 | 30,887 |
| Kwara | 4,266 | 3,916 | 745 | 731 | 1,913 | 1,663 | 1,252 | 1,428 | 7,091 | 800 | 1,670 | 1,532 | 3,575 | 7,179 | 4,700 | 4,071 | 9,504 | 7,942 | 34,716 | 29,262 |
| Lagos | 2,677 | 2,960 | 246 | 253 | 959 | 1,033 | 657 | 900 | 3,127 | 470 | 780 | 1,012 | 1,350 | 3,337 | 2,306 | 1,378 | 4,160 | 3,835 | 16,262 | 15,178 |
| Nasarawa | 2,392 | 1,519 | 314 | 164 | 1,972 | 1,382 | 1,093 | 759 | 1,832 | 118 | 1,008 | 679 | 1,845 | 1,750 | 5,419 | 3,419 | 7,090 | 2,995 | 22,965 | 12,785 |
| Niger | 1,373 | 647 | 540 | 181 | 452 | 286 | 786 | 236 | 2,310 | 162 | 427 | 353 | 1,662 | 1,828 | 5,045 | 2,572 | 5,298 | 2,082 | 17,893 | 8,347 |
| Ogun | 5,329 | 6,268 | 1,379 | 1,388 | 2,253 | 2,824 | 1,878 | 3,440 | 8,885 | 1,066 | 1,579 | 2,078 | 3,808 | 9,572 | 5,468 | 4,307 | 9,765 | 10,246 | 40,344 | 41,189 |
| Ondo | 3,652 | 4,165 | 896 | 786 | 2,713 | 3,511 | 1,966 | 2,923 | 6,710 | 892 | 1,642 | 1,743 | 4,214 | 7,639 | 6,469 | 5,301 | 6,586 | 5,100 | 34,848 | 32,060 |
| Osun | 4,092 | 4,552 | 1,392 | 1,510 | 3,009 | 3,478 | 1,803 | 2,839 | 12,175 | 1,328 | 1,906 | 2,113 | 5,658 | 12,524 | 7,164 | 6,177 | 8,997 | 8,072 | 46,196 | 42,593 |
| Oyo | 4,888 | 5,447 | 1,892 | 1,762 | 2,963 | 3,418 | 1,774 | 2,755 | 11,168 | 1,297 | 1,709 | 1,789 | 4,233 | 10,955 | 6,432 | 6,099 | 9,993 | 9,248 | 45,052 | 42,770 |
| Plateau | 1,248 | 1,101 | 324 | 199 | 1,493 | 1,293 | 2,003 | 1,902 | 3,078 | 269 | 1,106 | 1,024 | 3,929 | 4,483 | 3,515 | 1,835 | 9,351 | 6,473 | 26,047 | 18,579 |
| Rivers | 1,697 | 2,273 | 286 | 297 | 903 | 1,450 | 1,640 | 2,326 | 7,593 | 821 | 1,788 | 2,326 | 2,947 | 6,105 | 2,661 | 1,770 | 3,868 | 4,469 | 23,383 | 21,837 |
| Sokoto | 319 | 63 | 96 | 3 | 801 | 213 | 367 | 72 | 804 | 10 | 357 | 143 | 3,024 | 1,331 | 3,544 | 564 | 2,472 | 292 | 11,784 | 2,691 |
| Taraba | 1,293 | 827 | 428 | 183 | 511 | 395 | 475 | 280 | 2,064 | 281 | 623 | 393 | 1,945 | 1,269 | 3,223 | 1,640 | 5,256 | 2,326 | 15,818 | 7,594 |
| Yobe | 400 | 165 | 148 | 13 | 845 | 690 | 659 | 284 | 835 | 47 | 338 | 241 | 1,598 | 848 | 3,265 | 1,170 | 1,853 | 367 | 9,941 | 3,825 |
| Zamfara | 287 | 61 | 65 | 4 | 416 | 111 | 268 | 111 | 570 | 13 | 143 | 51 | 1,482 | 782 | 3,857 | 898 | 1,223 | 178 | 8,311 | 2,209 |
| National | 76,198 | 80,365 | 20,924 | 17,548 | 58,375 | 64,481 | 41,666 | 54,599 | 189,628 | 21,897 | 39,570 | 43,925 | 128,585 | 206,593 | 175,543 | 111,952 | 221,638 | 168,260 | 952,127 | 769,620 |

Source: JAMB

Table 7.4.3: Candidates that Sat for UTME by State, Faculty and Gender 2017/2018

| State | Administration | | Agriculture | | Arts & Humanities | | Education | | Engineering/Tech/Env | | Law/Legal Studies | | Med/Pharm/Health Sciences | | Sciences | | Social Sciences | | Total | |
|-----------------|----------------|--------------|--------------|--------------|-------------------|--------------|--------------|--------------|----------------------|--------------|-------------------|--------------|---------------------------|---------------|---------------|---------------|-----------------|---------------|---------------|---------------|
| | M | F | M | F | M | F | M | F | M | F | M | F | M | F | M | F | M | F | M | F |
| Abia | 1,790 | 2,744 | 1,081 | 1,564 | 1,097 | 2,133 | 579 | 1,512 | 7,040 | 867 | 1,266 | 1,859 | 3,420 | 7,666 | 3,605 | 3,282 | 3,942 | 5,255 | 23,820 | 26,882 |
| Adamawa | 912 | 704 | 156 | 75 | 557 | 795 | 574 | 638 | 3,246 | 1,064 | 549 | 515 | 1,894 | 1,720 | 2,814 | 1,782 | 3,100 | 1,762 | 13,802 | 9,055 |
| Akwa Ibom | 1,831 | 2,762 | 470 | 637 | 2,104 | 3,775 | 1,970 | 4,277 | 9,160 | 1,189 | 1,266 | 1,697 | 3,337 | 7,651 | 3,857 | 3,380 | 5,624 | 6,221 | 29,619 | 31,589 |
| Anambra | 3,231 | 4,959 | 511 | 898 | 2,309 | 3,730 | 1,164 | 3,719 | 8,537 | 1,303 | 1,948 | 2,635 | 5,532 | 12,123 | 5,064 | 4,799 | 5,637 | 7,902 | 33,933 | 42,068 |
| Bauchi | 983 | 312 | 299 | 56 | 1,279 | 520 | 1,749 | 784 | 2,303 | 352 | 778 | 292 | 3,779 | 2,062 | 3,670 | 1,442 | 3,226 | 759 | 18,066 | 6,579 |
| Bayelsa | 493 | 750 | 92 | 59 | 1,253 | 1,621 | 233 | 323 | 2,274 | 254 | 650 | 947 | 1,263 | 2,361 | 1,088 | 677 | 2,204 | 2,260 | 9,550 | 9,252 |
| Benue | 5,065 | 4,476 | 995 | 750 | 2,068 | 1,637 | 1,319 | 1,276 | 6,097 | 511 | 2,128 | 1,704 | 4,874 | 4,554 | 7,354 | 4,407 | 11,119 | 7,540 | 41,019 | 26,855 |
| Borno | 975 | 601 | 292 | 123 | 608 | 713 | 567 | 433 | 2,884 | 295 | 482 | 440 | 4,164 | 4,405 | 1,966 | 1,063 | 3,079 | 1,329 | 15,017 | 9,402 |
| Cross River | 657 | 708 | 230 | 191 | 1,127 | 1,530 | 904 | 1,070 | 3,246 | 338 | 850 | 1,060 | 3,459 | 5,188 | 3,208 | 1,499 | 4,762 | 4,139 | 18,443 | 15,723 |
| Delta | 3,280 | 5,063 | 383 | 333 | 2,225 | 3,954 | 1,070 | 2,343 | 12,109 | 1,495 | 1,888 | 3,065 | 5,794 | 12,600 | 5,901 | 3,865 | 6,459 | 8,194 | 39,109 | 40,912 |
| Ebonyi | 846 | 1,407 | 286 | 300 | 735 | 866 | 324 | 617 | 3,337 | 298 | 1,187 | 961 | 3,270 | 4,347 | 2,250 | 1,729 | 3,830 | 4,211 | 16,065 | 14,736 |
| Edo | 1,932 | 2,629 | 369 | 344 | 1,910 | 3,565 | 646 | 1,379 | 9,206 | 1,147 | 1,424 | 2,323 | 4,958 | 10,413 | 4,383 | 2,914 | 7,624 | 8,144 | 32,452 | 32,858 |
| Ekiti | 1,840 | 1,944 | 605 | 615 | 1,492 | 1,886 | 758 | 1,238 | 4,868 | 624 | 972 | 1,145 | 2,600 | 4,907 | 3,881 | 3,836 | 4,557 | 3,836 | 21,573 | 20,031 |
| Enugu | 2,225 | 4,286 | 382 | 959 | 1,530 | 2,352 | 756 | 3,038 | 7,345 | 849 | 1,703 | 1,995 | 6,514 | 11,710 | 4,388 | 4,323 | 5,199 | 7,123 | 30,042 | 36,635 |
| FCT | 419 | 285 | 62 | 14 | 219 | 205 | 181 | 116 | 604 | 30 | 104 | 133 | 313 | 393 | 580 | 310 | 1,547 | 690 | 4,029 | 2,176 |
| Gombe | 425 | 223 | 221 | 46 | 1,146 | 1,395 | 698 | 501 | 1,176 | 112 | 490 | 353 | 2,887 | 2,002 | 3,729 | 1,832 | 4,653 | 1,740 | 15,425 | 8,204 |
| Imo | 4,586 | 6,801 | 781 | 1,491 | 2,365 | 3,849 | 1,644 | 4,588 | 13,148 | 1,734 | 2,300 | 3,503 | 6,831 | 16,613 | 7,393 | 6,450 | 6,694 | 9,830 | 45,742 | 54,859 |
| Jigawa | 332 | 42 | 502 | 64 | 2,488 | 809 | 1,716 | 764 | 950 | 29 | 157 | 68 | 1,503 | 703 | 4,119 | 1,155 | 3,191 | 357 | 14,958 | 3,991 |
| Kaduna | 2,988 | 1,585 | 766 | 270 | 2,484 | 2,096 | 989 | 648 | 6,830 | 479 | 988 | 1,003 | 5,140 | 7,954 | 9,883 | 6,314 | 13,206 | 7,605 | 43,274 | 27,954 |
| Kano | 2,503 | 596 | 2,008 | 297 | 3,167 | 1,881 | 3,754 | 2,784 | 5,143 | 204 | 887 | 490 | 6,611 | 6,868 | 10,934 | 5,051 | 13,164 | 3,039 | 48,171 | 21,210 |
| Katsina | 1,416 | 226 | 489 | 57 | 2,301 | 517 | 2,093 | 796 | 2,227 | 79 | 351 | 148 | 1,981 | 1,424 | 8,601 | 2,988 | 5,295 | 762 | 24,754 | 6,997 |
| Kebbi | 342 | 129 | 213 | 28 | 252 | 102 | 135 | 55 | 933 | 27 | 195 | 107 | 2,146 | 1,672 | 4,188 | 914 | 1,780 | 403 | 10,184 | 3,437 |
| Kogi | 2,322 | 2,457 | 768 | 771 | 1,712 | 2,198 | 743 | 943 | 6,742 | 855 | 1,312 | 1,565 | 3,664 | 5,765 | 7,814 | 5,990 | 13,676 | 10,059 | 38,753 | 30,603 |
| Kwara | 4,200 | 3,872 | 738 | 729 | 1,890 | 1,650 | 1,235 | 1,421 | 7,018 | 796 | 1,655 | 1,520 | 3,548 | 7,122 | 4,654 | 4,049 | 9,404 | 7,868 | 34,342 | 29,027 |
| Lagos | 2,606 | 2,912 | 242 | 250 | 941 | 1,014 | 643 | 890 | 3,066 | 465 | 754 | 990 | 1,457 | 3,282 | 2,269 | 1,361 | 4,067 | 3,780 | 16,045 | 14,944 |
| Nasarawa | 2,354 | 1,504 | 308 | 164 | 1,944 | 1,372 | 1,075 | 748 | 1,813 | 118 | 987 | 669 | 1,826 | 1,734 | 5,350 | 3,386 | 6,975 | 2,959 | 22,632 | 12,654 |
| Niger | 1,344 | 639 | 532 | 179 | 441 | 280 | 775 | 232 | 2,279 | 160 | 424 | 347 | 1,636 | 1,808 | 4,971 | 2,554 | 5,207 | 2,058 | 17,609 | 8,257 |
| Ogun | 5,235 | 6,175 | 1,358 | 1,374 | 2,219 | 2,785 | 1,850 | 3,391 | 8,760 | 1,057 | 1,548 | 2,051 | 3,758 | 9,465 | 5,385 | 4,263 | 9,605 | 10,117 | 39,718 | 40,678 |
| Ondo | 3,599 | 4,098 | 880 | 772 | 2,674 | 3,477 | 1,929 | 2,884 | 6,597 | 878 | 1,613 | 1,725 | 4,140 | 7,562 | 6,394 | 5,252 | 6,489 | 5,043 | 34,315 | 31,691 |
| Osun | 4,024 | 4,497 | 1,381 | 1,498 | 2,974 | 3,447 | 1,767 | 2,814 | 12,025 | 1,318 | 1,880 | 2,084 | 5,591 | 12,439 | 7,069 | 6,119 | 8,878 | 7,981 | 45,589 | 42,197 |
| Others | - | - | - | - | - | - | - | - | - | - | - | - | 180 | 163 | - | - | - | - | 180 | 163 |
| Oyo | 4,807 | 5,388 | 1,872 | 1,750 | 2,929 | 3,393 | 1,747 | 2,725 | 11,050 | 1,288 | 1,690 | 1,774 | 4,192 | 10,838 | 6,359 | 6,049 | 9,871 | 9,171 | 44,517 | 42,376 |
| Plateau | 1,234 | 1,089 | 322 | 198 | 1,469 | 1,282 | 1,989 | 1,890 | 3,033 | 269 | 1,092 | 1,016 | 3,895 | 4,441 | 3,467 | 1,817 | 9,233 | 6,411 | 25,734 | 18,413 |
| Rivers | 1,645 | 2,227 | 279 | 290 | 872 | 1,420 | 1,595 | 2,271 | 7,415 | 806 | 1,717 | 2,274 | 2,888 | 5,982 | 2,596 | 1,743 | 3,727 | 4,385 | 22,734 | 21,398 |
| Sokoto | 308 | 61 | 85 | 3 | 765 | 202 | 351 | 69 | 779 | 9 | 346 | 140 | 2,959 | 1,295 | 3,449 | 554 | 2,386 | 283 | 11,428 | 2,616 |
| Taraba | 1,271 | 821 | 416 | 181 | 499 | 388 | 464 | 278 | 2,044 | 277 | 612 | 389 | 1,917 | 1,263 | 3,181 | 1,617 | 5,158 | 2,309 | 15,562 | 7,523 |
| Yobe | 394 | 158 | 143 | 12 | 829 | 685 | 636 | 277 | 810 | 44 | 333 | 236 | 1,567 | 839 | 3,226 | 1,156 | 1,820 | 364 | 9,758 | 3,771 |
| Zamfara | 278 | 61 | 57 | 4 | 397 | 109 | 261 | 108 | 563 | 13 | 140 | 50 | 1,446 | 773 | 3,792 | 888 | 1,190 | 172 | 8,124 | 2,178 |
| National | 74692 | 79191 | 20574 | 17346 | 57271 | 63633 | 40883 | 53840 | 186657 | 21633 | 38666 | 43273 | 126934 | 204107 | 172832 | 110810 | 217578 | 166062 | 936087 | 759895 |

Source: JAMB

Table 7.4.4: Candidates that Passed the UTME by State, Faculty and Gender 2017/2018

| State | Administration | | Agriculture | | Arts & Humanities | | Education | | Engineering/Tech/Env | | Law/Legal Studies | | Med/Pharm/Health Sciences | | Sciences | | Social Sciences | | Total | |
|-----------------|----------------|--------------|-------------|-------------|-------------------|--------------|--------------|--------------|----------------------|--------------|-------------------|--------------|---------------------------|---------------|--------------|--------------|-----------------|--------------|---------------|---------------|
| | M | F | M | F | M | F | M | F | M | F | M | F | M | F | M | F | M | F | M | F |
| Abia | 967 | 1,411 | 504 | 795 | 771 | 1,439 | 377 | 946 | 4,315 | 582 | 954 | 1,394 | 2,665 | 5,089 | 2,378 | 2,057 | 2,425 | 3,119 | 15,356 | 16,832 |
| Adamawa | 194 | 159 | 39 | 24 | 88 | 135 | 109 | 99 | 1,012 | 276 | 251 | 269 | 925 | 745 | 790 | 430 | 834 | 543 | 4,242 | 2,680 |
| Akwa Ibom | 1,008 | 1,337 | 300 | 402 | 1,274 | 2,128 | 1,181 | 2,247 | 4,767 | 688 | 870 | 1,148 | 2,381 | 4,309 | 2,315 | 1,798 | 2,776 | 2,731 | 16,872 | 16,788 |
| Anambra | 1,745 | 2,635 | 361 | 644 | 1,679 | 2,623 | 842 | 2,543 | 5,658 | 906 | 1,471 | 1,970 | 4,430 | 8,543 | 3,646 | 3,468 | 3,415 | 4,491 | 23,247 | 27,823 |
| Bauchi | 128 | 50 | 60 | 14 | 173 | 77 | 230 | 118 | 619 | 91 | 260 | 101 | 1,008 | 574 | 566 | 234 | 752 | 208 | 3,796 | 1,467 |
| Bayelsa | 193 | 233 | 46 | 28 | 510 | 708 | 76 | 100 | 1,022 | 143 | 420 | 591 | 838 | 1,259 | 531 | 297 | 785 | 787 | 4,421 | 4,146 |
| Benue | 1,721 | 1,505 | 402 | 307 | 844 | 693 | 487 | 408 | 2,781 | 299 | 1,088 | 986 | 3,126 | 2,630 | 3,136 | 1,687 | 3,972 | 2,495 | 17,557 | 11,010 |
| Borno | 163 | 110 | 31 | 13 | 64 | 55 | 71 | 45 | 631 | 47 | 149 | 148 | 1,225 | 1,009 | 366 | 130 | 584 | 256 | 3,284 | 1,813 |
| Cross River | 239 | 256 | 109 | 84 | 541 | 753 | 305 | 336 | 1,330 | 176 | 482 | 627 | 1,970 | 2,277 | 1,422 | 629 | 1,756 | 1,408 | 8,154 | 6,546 |
| Delta | 1,635 | 2,296 | 271 | 227 | 1,419 | 2,548 | 680 | 1,391 | 7,292 | 997 | 1,327 | 2,218 | 4,402 | 7,864 | 3,893 | 2,457 | 3,589 | 4,555 | 24,508 | 24,553 |
| Ebonyi | 399 | 592 | 155 | 151 | 491 | 536 | 214 | 339 | 1,878 | 182 | 803 | 654 | 2,328 | 2,463 | 1,406 | 966 | 1,948 | 1,972 | 9,622 | 7,855 |
| Edo | 969 | 1,263 | 260 | 221 | 1,186 | 2,220 | 428 | 885 | 5,676 | 749 | 967 | 1,650 | 3,896 | 6,662 | 2,995 | 1,914 | 3,931 | 4,044 | 20,308 | 19,608 |
| Ekiti | 939 | 945 | 385 | 366 | 834 | 1,128 | 382 | 656 | 3,086 | 400 | 669 | 848 | 1,974 | 2,975 | 2,527 | 2,105 | 2,236 | 1,920 | 13,032 | 11,343 |
| Enugu | 1,122 | 1,797 | 249 | 592 | 1,110 | 1,532 | 523 | 1,845 | 4,240 | 509 | 1,257 | 1,356 | 5,027 | 7,212 | 3,028 | 2,719 | 3,013 | 3,578 | 19,569 | 21,140 |
| FCT | 87 | 62 | 17 | 2 | 41 | 51 | 48 | 26 | 247 | 17 | 57 | 70 | 186 | 198 | 215 | 104 | 389 | 182 | 1,287 | 712 |
| Gombe | 92 | 58 | 27 | 9 | 213 | 263 | 130 | 109 | 363 | 42 | 212 | 166 | 1,139 | 692 | 608 | 274 | 882 | 386 | 3,666 | 1,999 |
| Imo | 2,184 | 3,030 | 443 | 794 | 1,512 | 2,507 | 869 | 2,319 | 7,372 | 1,107 | 1,653 | 2,414 | 5,078 | 9,964 | 4,751 | 3,778 | 3,763 | 5,148 | 27,625 | 31,061 |
| Jigawa | 48 | 11 | 51 | 9 | 405 | 134 | 211 | 76 | 214 | 14 | 54 | 30 | 513 | 173 | 527 | 187 | 455 | 56 | 2,478 | 690 |
| Kaduna | 538 | 327 | 143 | 57 | 608 | 568 | 195 | 156 | 2,069 | 192 | 403 | 453 | 1,871 | 2,370 | 2,277 | 1,390 | 3,010 | 2,076 | 11,114 | 7,589 |
| Kano | 285 | 76 | 309 | 68 | 771 | 353 | 946 | 618 | 1,309 | 86 | 262 | 150 | 2,025 | 1,436 | 1,848 | 993 | 1,906 | 493 | 9,661 | 4,273 |
| Katsina | 190 | 46 | 60 | 11 | 296 | 105 | 325 | 114 | 543 | 29 | 135 | 64 | 579 | 491 | 938 | 396 | 712 | 155 | 3,778 | 1,411 |
| Kebbi | 61 | 25 | 10 | 4 | 67 | 26 | 20 | 16 | 198 | 13 | 82 | 59 | 504 | 402 | 351 | 94 | 342 | 103 | 1,635 | 742 |
| Kogi | 914 | 1,027 | 347 | 353 | 800 | 1,173 | 354 | 481 | 3,844 | 563 | 782 | 1,036 | 2,592 | 3,496 | 3,922 | 2,707 | 4,461 | 3,649 | 18,016 | 14,485 |
| Kwara | 1,667 | 1,569 | 418 | 443 | 980 | 993 | 688 | 823 | 3,900 | 488 | 1,000 | 960 | 2,461 | 3,827 | 2,535 | 2,031 | 3,983 | 3,451 | 17,632 | 14,585 |
| Lagos | 1,434 | 1,553 | 160 | 166 | 595 | 680 | 413 | 569 | 2,139 | 338 | 542 | 745 | 1,034 | 2,174 | 1,641 | 965 | 2,202 | 2,073 | 10,160 | 9,263 |
| Nasarawa | 317 | 237 | 37 | 30 | 211 | 175 | 173 | 91 | 591 | 54 | 335 | 299 | 763 | 675 | 894 | 494 | 1,145 | 599 | 4,466 | 2,654 |
| Niger | 254 | 119 | 63 | 41 | 117 | 90 | 103 | 41 | 751 | 73 | 175 | 195 | 611 | 749 | 994 | 611 | 991 | 544 | 4,059 | 2,463 |
| Niger | 3,109 | 3,422 | 913 | 886 | 1,298 | 1,734 | 1,104 | 2,068 | 5,878 | 723 | 1,182 | 1,583 | 2,885 | 5,942 | 3,769 | 2,825 | 5,181 | 5,421 | 25,319 | 24,604 |
| Ondo | 1,731 | 1,918 | 532 | 482 | 1,368 | 1,884 | 991 | 1,440 | 4,150 | 581 | 1,108 | 1,232 | 3,100 | 4,596 | 3,974 | 2,827 | 2,948 | 2,453 | 19,902 | 17,413 |
| Osun | 2,245 | 2,466 | 901 | 897 | 1,896 | 2,258 | 1,139 | 1,811 | 7,260 | 795 | 1,354 | 1,552 | 4,096 | 6,894 | 4,742 | 3,733 | 4,346 | 3,870 | 27,979 | 24,276 |
| Oyo | 2,576 | 2,662 | 1,147 | 1,094 | 1,767 | 2,192 | 1,058 | 1,671 | 6,800 | 779 | 1,116 | 1,227 | 2,965 | 5,816 | 4,289 | 3,675 | 4,938 | 4,417 | 26,656 | 23,533 |
| Plateau | 347 | 264 | 86 | 39 | 500 | 459 | 422 | 312 | 1,268 | 114 | 392 | 484 | 1,895 | 1,781 | 1,266 | 485 | 2,909 | 1,918 | 9,085 | 5,856 |
| Rivers | 654 | 928 | 126 | 149 | 465 | 811 | 529 | 760 | 3,396 | 455 | 1,161 | 1,621 | 1,991 | 3,486 | 1,454 | 966 | 1,505 | 1,864 | 11,281 | 11,040 |
| Sokoto | 58 | 19 | 10 | 2 | 149 | 35 | 36 | 8 | 168 | 4 | 130 | 53 | 600 | 337 | 224 | 39 | 346 | 56 | 1,721 | 553 |
| Taraba | 221 | 116 | 79 | 32 | 127 | 105 | 94 | 41 | 540 | 62 | 254 | 191 | 705 | 422 | 721 | 319 | 927 | 412 | 3,668 | 1,700 |
| Yobe | 47 | 22 | 18 | 2 | 59 | 44 | 47 | 20 | 213 | 8 | 110 | 55 | 498 | 263 | 252 | 98 | 272 | 74 | 1,516 | 586 |
| Zamfara | 48 | 13 | 4 | | 103 | 20 | 39 | 16 | 123 | 6 | 64 | 22 | 291 | 194 | 247 | 72 | 216 | 40 | 1,135 | 383 |
| National | 30529 | 34559 | 9073 | 9438 | 25332 | 33235 | 15839 | 25544 | 97643 | 12588 | 23531 | 28621 | 74576 | 109989 | 71438 | 49954 | 79845 | 71547 | 427806 | 375475 |

Source: JAMB

Table 7.4.5: UTME Admission by State, Faculty and Gender 2017/2018

| State | Administration | | Agriculture | | Arts & Humanities | | Education | | Engineering/Tech/Env | | Law/Legal Studies | | Med/Pharm/Health Sciences | | Sciences | | Social Sciences | | Total | |
|-----------------|----------------|--------------|--------------|--------------|-------------------|--------------|--------------|--------------|----------------------|--------------|-------------------|-------------|---------------------------|--------------|--------------|--------------|-----------------|--------------|---------------|---------------|
| | M | F | M | F | M | F | M | F | M | F | M | F | M | F | M | F | M | F | M | F |
| Abia | 471 | 623 | 416 | 689 | 538 | 1,114 | 696 | 1,185 | 1,940 | 394 | 194 | 265 | 573 | 1,083 | 1,699 | 1,416 | 1,016 | 1,254 | 7,543 | 8,023 |
| Adamawa | 652 | 465 | 295 | 197 | 660 | 1,013 | 712 | 570 | 932 | 270 | 38 | 52 | 172 | 124 | 1,887 | 1,114 | 1,341 | 789 | 6,689 | 4,594 |
| Akwa Ibom | 306 | 359 | 334 | 552 | 818 | 1,652 | 1,011 | 1,460 | 2,354 | 455 | 131 | 179 | 385 | 735 | 1,774 | 1,370 | 1,136 | 1,315 | 8,249 | 8,077 |
| Anambra | 644 | 918 | 562 | 912 | 1,166 | 2,244 | 1,007 | 2,331 | 2,664 | 642 | 262 | 337 | 964 | 1,632 | 2,457 | 2,730 | 1,683 | 2,223 | 11,409 | 13,969 |
| Bauchi | 500 | 107 | 452 | 168 | 1,797 | 672 | 1,548 | 665 | 909 | 117 | 73 | 29 | 820 | 303 | 2,731 | 961 | 1,234 | 346 | 10,064 | 3,368 |
| Bayelsa | 173 | 191 | 163 | 250 | 460 | 714 | 471 | 628 | 922 | 114 | 85 | 92 | 174 | 265 | 764 | 557 | 713 | 727 | 3,925 | 3,538 |
| Benue | 929 | 785 | 1,070 | 769 | 1,617 | 1,514 | 1,746 | 1,155 | 1,283 | 239 | 110 | 95 | 460 | 337 | 2,822 | 1,525 | 2,199 | 1,590 | 12,236 | 8,009 |
| Borno | 188 | 121 | 545 | 382 | 519 | 698 | 957 | 636 | 780 | 150 | 43 | 48 | 314 | 229 | 1,439 | 977 | 836 | 433 | 5,621 | 3,674 |
| Cross River | 128 | 144 | 256 | 293 | 571 | 770 | 1,194 | 1,257 | 1,398 | 224 | 128 | 134 | 523 | 713 | 1,597 | 1,012 | 1,197 | 1,184 | 6,992 | 5,731 |
| Delta | 391 | 598 | 362 | 474 | 824 | 1,598 | 1,177 | 2,115 | 2,788 | 587 | 238 | 316 | 805 | 1,368 | 3,041 | 2,164 | 1,532 | 2,140 | 11,158 | 11,360 |
| Ebonyi | 244 | 340 | 354 | 460 | 566 | 682 | 547 | 703 | 1,227 | 247 | 182 | 131 | 506 | 527 | 1,106 | 849 | 1,012 | 1,230 | 5,744 | 5,169 |
| Edo | 214 | 239 | 369 | 531 | 730 | 1,430 | 860 | 1,380 | 2,319 | 471 | 144 | 244 | 760 | 1,369 | 2,474 | 1,983 | 1,759 | 2,008 | 9,629 | 9,655 |
| Ekiti | 288 | 297 | 524 | 599 | 631 | 1,095 | 628 | 954 | 1,574 | 361 | 127 | 178 | 352 | 560 | 1,555 | 1,358 | 1,200 | 1,222 | 6,879 | 6,624 |
| Enugu | 436 | 592 | 486 | 813 | 716 | 1,794 | 791 | 1,735 | 2,375 | 477 | 185 | 132 | 980 | 1,093 | 1,947 | 2,159 | 1,372 | 1,873 | 9,288 | 10,668 |
| FCT | 45 | 29 | 36 | 21 | 418 | 332 | 106 | 71 | 190 | 21 | 8 | 16 | 36 | 36 | 273 | 157 | 209 | 116 | 1,321 | 799 |
| Foreign | 4 | 3 | 3 | 2 | 4 | 7 | 4 | 5 | 23 | 5 | - | 1 | 10 | 9 | 9 | 4 | 18 | 8 | 75 | 44 |
| Gombe | 91 | 57 | 317 | 96 | 1,397 | 1,275 | 799 | 533 | 407 | 61 | 52 | 26 | 348 | 156 | 2,253 | 1,215 | 1,169 | 521 | 6,833 | 3,940 |
| Imo | 725 | 1,010 | 897 | 1,377 | 1,145 | 2,182 | 1,585 | 3,400 | 3,383 | 689 | 281 | 321 | 934 | 1,724 | 3,360 | 3,146 | 1,969 | 2,591 | 14,120 | 16,440 |
| Jigawa | 72 | 7 | 365 | 80 | 922 | 254 | 742 | 177 | 496 | 27 | 24 | 17 | 242 | 101 | 1,271 | 324 | 570 | 87 | 4,704 | 1,074 |
| Kaduna | 279 | 162 | 716 | 540 | 2,535 | 2,137 | 1,221 | 1,038 | 2,338 | 370 | 54 | 41 | 520 | 625 | 4,008 | 2,846 | 2,315 | 1,486 | 13,986 | 9,245 |
| Kano | 300 | 50 | 1,354 | 439 | 4,245 | 2,437 | 2,685 | 1,458 | 1,616 | 199 | 105 | 80 | 646 | 611 | 4,611 | 2,434 | 1,886 | 496 | 17,448 | 8,204 |
| Katsina | 252 | 63 | 526 | 181 | 2,930 | 702 | 1,202 | 506 | 770 | 61 | 58 | 31 | 147 | 128 | 3,613 | 1,177 | 887 | 208 | 10,385 | 3,057 |
| Kebbi | 65 | 23 | 435 | 149 | 133 | 81 | 610 | 178 | 378 | 41 | 24 | 28 | 118 | 78 | 1,616 | 559 | 449 | 139 | 3,828 | 1,276 |
| Kogi | 314 | 296 | 685 | 815 | 1,500 | 2,135 | 1,252 | 1,226 | 2,165 | 515 | 118 | 161 | 450 | 613 | 3,128 | 2,277 | 2,938 | 2,502 | 12,550 | 10,540 |
| Kwara | 402 | 368 | 574 | 671 | 1,072 | 1,257 | 1,383 | 1,486 | 1,945 | 369 | 123 | 133 | 386 | 516 | 1,950 | 1,864 | 1,697 | 1,618 | 9,532 | 8,282 |
| Lagos | 311 | 325 | 197 | 267 | 544 | 802 | 668 | 848 | 1,044 | 292 | 114 | 158 | 175 | 297 | 891 | 678 | 878 | 1,027 | 4,822 | 4,694 |
| Nasarawa | 448 | 327 | 311 | 234 | 1,691 | 1,194 | 816 | 496 | 703 | 92 | 47 | 38 | 127 | 124 | 1,971 | 1,119 | 1,155 | 634 | 7,269 | 4,258 |
| Niger | 250 | 142 | 424 | 263 | 797 | 540 | 989 | 472 | 917 | 137 | 31 | 43 | 182 | 212 | 1,596 | 959 | 1,355 | 656 | 6,541 | 3,424 |
| Ogun | 639 | 601 | 899 | 1,032 | 1,202 | 2,249 | 1,888 | 2,968 | 2,733 | 533 | 181 | 290 | 533 | 1,185 | 2,447 | 2,133 | 2,363 | 2,713 | 12,885 | 13,704 |
| Ondo | 418 | 463 | 736 | 815 | 1,102 | 1,947 | 1,330 | 1,837 | 1,820 | 411 | 183 | 180 | 634 | 925 | 2,571 | 1,972 | 1,557 | 1,563 | 10,351 | 10,113 |
| Osun | 561 | 652 | 1,067 | 1,197 | 1,476 | 2,148 | 1,771 | 2,464 | 3,731 | 732 | 202 | 243 | 668 | 1,419 | 2,974 | 2,520 | 2,128 | 2,257 | 14,578 | 13,632 |
| Oyo | 464 | 425 | 1,285 | 1,482 | 1,573 | 2,782 | 2,056 | 2,810 | 3,317 | 748 | 128 | 168 | 525 | 1,094 | 2,500 | 2,261 | 2,143 | 2,229 | 13,991 | 13,999 |
| Plateau | 309 | 192 | 301 | 215 | 3,050 | 3,036 | 1,397 | 1,020 | 1,320 | 266 | 57 | 48 | 312 | 402 | 2,353 | 1,427 | 1,672 | 1,265 | 10,771 | 7,871 |
| Rivers | 329 | 438 | 285 | 480 | 325 | 445 | 1,946 | 2,557 | 1,955 | 352 | 168 | 231 | 345 | 583 | 1,366 | 1,124 | 786 | 917 | 7,505 | 7,127 |
| Sokoto | 49 | 11 | 168 | 78 | 319 | 107 | 611 | 156 | 92 | 6 | 26 | 14 | 78 | 41 | 1,266 | 352 | 526 | 104 | 3,135 | 869 |
| Taraba | 366 | 218 | 434 | 203 | 413 | 268 | 700 | 404 | 586 | 78 | 44 | 35 | 178 | 99 | 1,147 | 567 | 1,485 | 842 | 5,353 | 2,714 |
| Yobe | 265 | 108 | 274 | 87 | 930 | 750 | 1,126 | 426 | 400 | 46 | 63 | 35 | 250 | 97 | 2,127 | 839 | 928 | 216 | 6,363 | 2,604 |
| Zamfara | 60 | 12 | 120 | 26 | 154 | 72 | 454 | 206 | 146 | 9 | 20 | 9 | 66 | 44 | 727 | 316 | 236 | 65 | 1,983 | 759 |
| National | 12582 | 11761 | 18597 | 17839 | 41490 | 46129 | 40686 | 43516 | 55940 | 10808 | 4051 | 4579 | 15698 | 21457 | 77321 | 52445 | 49549 | 42594 | 315914 | 251128 |

Source: JAMB

7.5.0 TEACHERS REGISTRATION COUNCIL OF NIGERIA (TRCN)

Teachers Registration Council of Nigeria (TRCN) promotes professionalism through accreditation, monitoring and supervision of teacher training programmes, mandatory continuing professional development and maintenance of discipline among teachers at all levels of the education system.

Table 7.5.1: Summary of TRCN Registered Members 2014/2015-2017/2018

| Gender/Year | Primary | | | Secondary | | |
|-------------|---------|---------|-----------|-----------|---------|---------|
| | M | F | M+F | M | F | M+F |
| 2014/2015 | 386,896 | 508,574 | 895,470 | 197,757 | 201,532 | 399,289 |
| 2015/2016 | 464,275 | 610,289 | 1,074,564 | 217,538 | 221,687 | 439,225 |
| 2016/2017 | 557,133 | 732,347 | 1,289,480 | 239,293 | 243,857 | 483,150 |
| 2017/2018 | 569,626 | 741,362 | 1,310,988 | 251,077 | 255,885 | 506,962 |

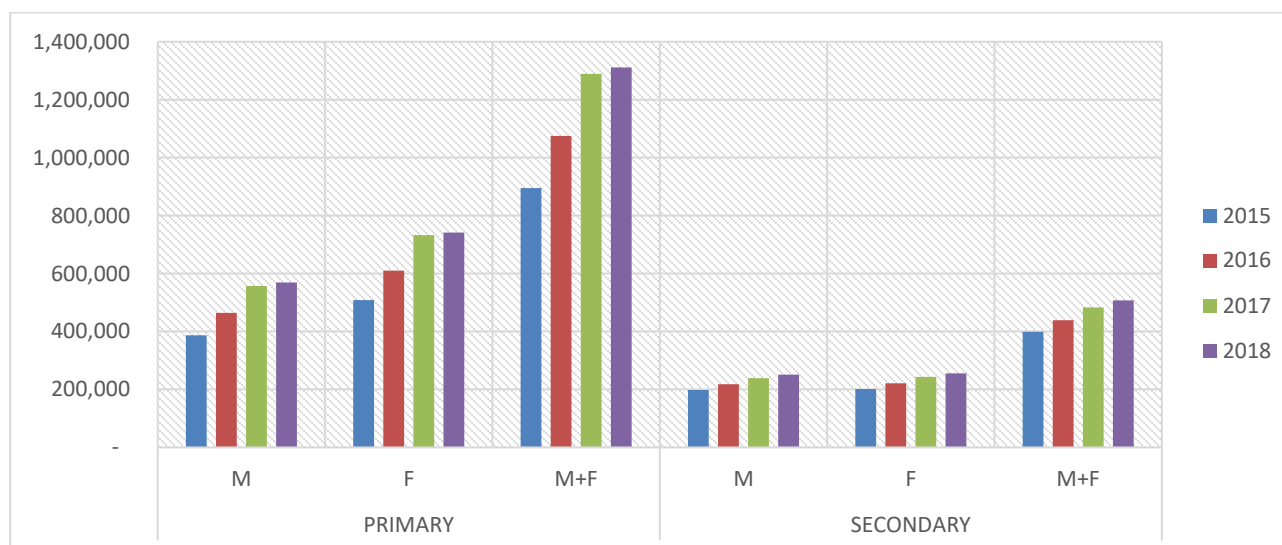


Figure 7.5.1: Summary of TRCN Registered Members 2015-2018

Table 7.5.2: TRCN Registered Members by State, Sector and Gender 2018

| State | Primary | | | Secondary | | | Tertiary | | |
|--------------|----------------|----------------|------------------|----------------|----------------|----------------|---------------|--------------|---------------|
| | M | F | M+F | M | F | M+F | M | F | M+F |
| Abia | 8,161 | 36,799 | 44,960 | 4,817 | 7,729 | 12,546 | 144 | 129 | 273 |
| Adamawa | 21,869 | 12,549 | 34,418 | 5,569 | 3,808 | 9,377 | 435 | 198 | 633 |
| Akwa Ibom | 16,524 | 31,802 | 48,326 | 7,532 | 6,961 | 14,493 | 203 | 152 | 355 |
| Anambra | 5,203 | 35,009 | 40,212 | 4,524 | 10,347 | 14,871 | 267 | 394 | 661 |
| Bauchi | 17,262 | 6,045 | 23,307 | 4,183 | 2,898 | 7,081 | 227 | 282 | 509 |
| Bayelsa | 10,094 | 12,471 | 22,565 | 4,813 | 4,111 | 8,924 | 109 | 116 | 225 |
| Benue | 36,267 | 21,804 | 58,071 | 9,330 | 4,543 | 13,873 | 379 | 164 | 543 |
| Borno | 10,473 | 12,002 | 22,475 | 4,381 | 4,540 | 8,921 | 694 | 370 | 1,064 |
| Cross River | 13,250 | 19,450 | 32,700 | 4,763 | 4,256 | 9,019 | 175 | 117 | 292 |
| Delta | 13,470 | 35,119 | 48,589 | 9,503 | 15,457 | 24,960 | 488 | 299 | 787 |
| Ebonyi | 12,268 | 13,355 | 25,623 | 4,539 | 4,527 | 9,066 | 187 | 137 | 324 |
| Edo | 10,046 | 28,426 | 38,472 | 5,847 | 6,923 | 12,770 | 22 | 192 | 214 |
| Ekiti | 8,916 | 21,234 | 30,150 | 7,375 | 8,820 | 16,195 | 235 | 137 | 372 |
| Enugu | 13,227 | 27,885 | 41,112 | 5,209 | 7,589 | 12,798 | 312 | 279 | 591 |
| FCT | 11,973 | 21,933 | 33,906 | 7,702 | 9,609 | 17,311 | 259 | 216 | 475 |
| Gombe | 12,580 | 8,181 | 20,761 | 4,760 | 3,219 | 7,979 | 280 | 163 | 443 |
| Imo | 37,509 | 32,072 | 69,581 | 7,671 | 10,216 | 17,887 | 250 | 166 | 416 |
| Jigawa | 11,219 | 2,767 | 13,986 | 2,531 | 1,998 | 4,529 | 197 | 89 | 286 |
| Kaduna | 19,067 | 26,094 | 45,161 | 9,560 | 7,813 | 17,373 | 902 | 506 | 1,408 |
| Kano | 22,378 | 8,016 | 30,394 | 9,574 | 5,058 | 14,632 | 707 | 360 | 1,067 |
| Katsina | 19,253 | 7,727 | 26,980 | 5,239 | 3,097 | 8,336 | 396 | 159 | 555 |
| Kebbi | 8,320 | 5,493 | 13,813 | 4,363 | 3,056 | 7,419 | 327 | 122 | 449 |
| Kogi | 36,924 | 20,069 | 56,993 | 7,020 | 5,941 | 12,961 | 259 | 132 | 391 |
| Kwara | 17,376 | 29,858 | 47,234 | 7,329 | 7,325 | 14,654 | 551 | 251 | 802 |
| Lagos | 12,348 | 43,161 | 55,509 | 13,361 | 25,037 | 38,398 | 669 | 446 | 1,115 |
| Nasarawa | 13,461 | 8,217 | 21,678 | 7,738 | 4,344 | 12,082 | 207 | 131 | 338 |
| Niger | 17,833 | 13,909 | 31,742 | 8,842 | 5,879 | 14,721 | 462 | 212 | 674 |
| Ogun | 12,706 | 32,436 | 45,142 | 8,764 | 12,453 | 21,217 | 400 | 284 | 684 |
| Ondo | 11,681 | 27,139 | 38,820 | 11,549 | 8,377 | 19,926 | 329 | 184 | 513 |
| Osun | 13,854 | 26,606 | 40,460 | 7,333 | 6,249 | 13,582 | 405 | 184 | 589 |
| Oyo | 18,927 | 56,380 | 75,307 | 12,937 | 16,045 | 28,982 | 646 | 322 | 968 |
| Plateau | 19,463 | 15,835 | 35,298 | 6,548 | 5,427 | 11,975 | 409 | 256 | 665 |
| Rivers | 14,544 | 20,775 | 35,319 | 8,805 | 9,234 | 18,039 | 352 | 268 | 620 |
| Sokoto | 8,597 | 5,070 | 13,667 | 4,653 | 3,889 | 8,542 | 261 | 140 | 401 |
| Taraba | 14,106 | 6,730 | 20,836 | 4,331 | 2,820 | 7,151 | 265 | 126 | 391 |
| Yobe | 6,636 | 4,755 | 11,391 | 4,264 | 2,964 | 7,228 | 516 | 287 | 803 |
| Zamfara | 11,841 | 4,189 | 16,030 | 3,818 | 3,326 | 7,144 | 335 | 121 | 456 |
| TOTAL | 569,626 | 741,362 | 1,310,988 | 251,077 | 255,885 | 506,962 | 13,261 | 8,091 | 21,352 |

Source: TRCN

Table 7.5.3: Enrolment for Professional Qualifying Examination by State and Performance 2018

| State | Enrolment | Passed | Percentage |
|--------------|---------------|---------------|--------------|
| Abia | 113 | 83 | 73.45 |
| Adamawa | 556 | 369 | 66.37 |
| Akwa Ibom | 243 | 206 | 84.77 |
| Anambra | 330 | 295 | 89.39 |
| Bauchi | 2947 | 1643 | 55.75 |
| Bayelsa | N/A | N/A | N/A |
| Benue | 330 | 259 | 78.48 |
| Borno | 306 | 132 | 43.14 |
| Cross River | 283 | 195 | 68.90 |
| Delta | 170 | 123 | 72.35 |
| Ebonyi | 135 | 122 | 90.37 |
| Edo | 114 | 76 | 66.67 |
| Ekiti | 31 | 30 | 96.77 |
| Enugu | 422 | 318 | 75.36 |
| FCT | 963 | 701 | 72.79 |
| Gombe | 239 | 149 | 62.34 |
| Imo | 1687 | 1067 | 63.25 |
| Jigawa | 514 | 305 | 59.34 |
| Kaduna | 1040 | 575 | 55.29 |
| Kano | 234 | 156 | 66.67 |
| Katsina | 826 | 607 | 73.49 |
| Kebbi | 59 | 40 | 67.80 |
| Kogi | 254 | 160 | 62.99 |
| Kwara | 585 | 451 | 77.09 |
| Lagos | 396 | 355 | 89.65 |
| Nasarawa | 177 | 124 | 70.06 |
| Niger | 557 | 252 | 45.24 |
| Ogun | 227 | 197 | 86.78 |
| Ondo | 143 | 121 | 84.62 |
| Osun | 143 | 115 | 80.42 |
| Oyo | 335 | 288 | 85.97 |
| Plateau | 1124 | 814 | 72.42 |
| Rivers | 404 | 351 | 86.88 |
| Sokoto | 95 | 71 | 74.74 |
| Taraba | 855 | 500 | 58.48 |
| Yobe | 118 | 65 | 55.08 |
| Zamfara | N/A | N/A | N/A |
| TOTAL | 16,955 | 11,315 | 66.74 |

Source: TRCN

CHAPTER EIGHT

FUNDING OF EDUCATION

8.0 Introduction

Education funding responsibility is a joint venture between the federal government and stakeholders in education. Funds are sourced from Federal, State, Local government, community, parents, faith-based organizations, proprietors of institutions, the private sector and other stakeholders. While it is relatively easy to get the expenditure for education from Federal, State and Local government, such information is rarely available from other sources. The Federal government’s contribution comes from budgetary appropriation and some agencies such as Universal Basic Education Commission and Tertiary Education Trust Fund.

The last column on table 8.1 gives the percentage of national budget assigned to education. Figure 8.1 shows the chart representation of the capital and recurrent budget of the ministry within the period 2012 to 2018.

Table 8.1: Federal Ministry of Education Recurrent and Capital Budget 2012 to 2018

| YEAR | PERSONNEL COST | OVERHEAD COST | CAPITAL EXPENDITURE | UBE BUDGET | EDUCATION BUDGET | TOTAL BUDGET | EDUCATION BUDGET AS % OF TOTAL |
|------|-----------------|----------------|---------------------|-----------------|------------------|-------------------|--------------------------------|
| 2012 | 290,700,000,000 | 27,190,000,000 | 55,060,000,000 | 63,120,000,000 | 463,000,000,000 | 4,697,000,000,000 | 9.86% |
| 2013 | 314,240,000,000 | 23,290,000,000 | 71,940,000,000 | 76,280,000,000 | 509,000,000,000 | 4,987,000,000,000 | 10.21% |
| 2014 | 398,060,000,000 | 22,970,000,000 | 51,280,000,000 | 70,470,000,000 | 566,000,000,000 | 4,695,000,000,000 | 12.05% |
| 2015 | 423,020,000,000 | 18,320,000,000 | 23,520,000,000 | 68,380,000,000 | 552,000,000,000 | 4,425,000,000,000 | 12.46% |
| 2016 | 408,860,000,000 | 17,990,000,000 | 35,430,000,000 | 77,100,000,000 | 557,000,000,000 | 6,080,000,000,000 | 9.17% |
| 2017 | 352,220,000,000 | 22,890,000,000 | 50,430,000,000 | 95,180,000,000 | 544,000,000,000 | 7,441,000,000,000 | 7.31% |
| 2018 | 407,760,000,000 | 31,500,000,000 | 102,910,000,000 | 131,110,000,000 | 673,280,000,000 | 9,120,000,000,000 | 7.38% |

SOURCE: BUDGET OFFICE OF THE FEDERATION

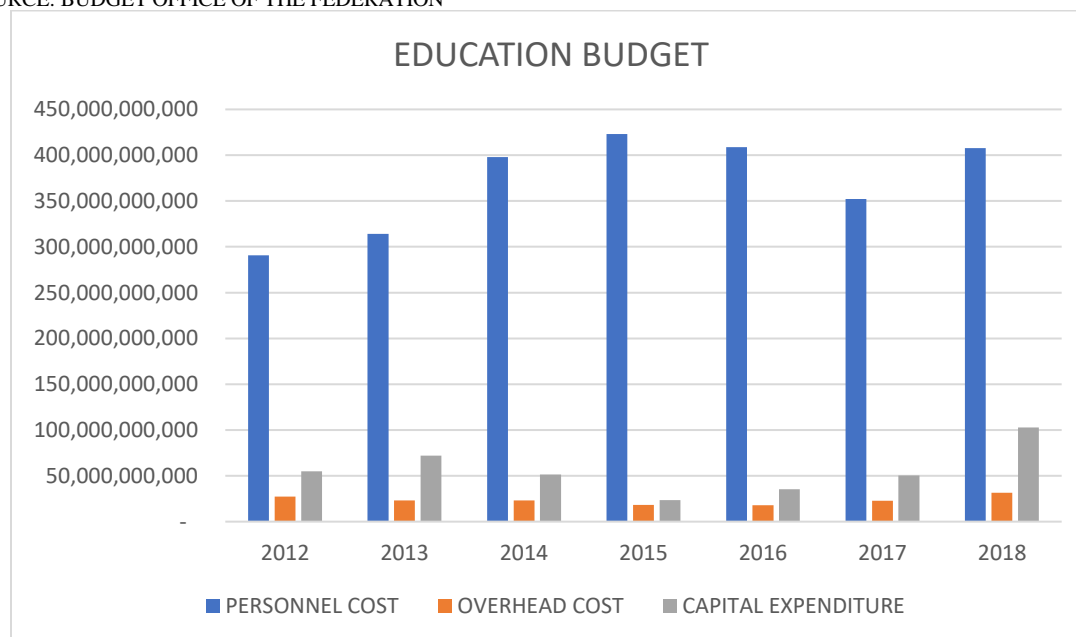


Figure 8.1. Federal Ministry of Education Recurrent and Capital Budget, 2012-2018

8.2 Universal Basic Education Fund

The Federal Government’s contribution to Basic Education comes from the 2 per cent FGN Consolidated Revenue Fund which is managed by the Universal Basic Education Commission (UBEC). This fund is allocated to states on annual basis according to a formula which UBEC determines from time to time. Table 8.2 shows the allocation for the period 2014-2018. States are expected to collect these funds on provision of counterpart funds to run their Basic Education programmes. In the year 2014, only one State did not meet the requirements to collect the allocation, in 2015 and 2016 five States, in 2017 six States, while in 2018 nineteen States did not accessed the fund. Figure 8.2 shows the national summary of un-accessed and released matching grants to States.

Table 8.2. National Summary of Un-accessed and Released Matching Grants by UBEC to States (2014-2018)

| YEAR | UNACCESSED MATCHING GRANTS | RELEASED MATCHING GRANTS |
|-----------|----------------------------|--------------------------|
| 2013-2014 | 2,175,673,791 | 73,374,500,000 |
| 2015-2016 | 18,803,186,787 | 70,995,000,000 |
| 2017 | 29,585,893,222 | 47,594,697,791 |
| 2018 | 36,354,543,515 | 54,531,815,273 |

Source: Universal Basic Education Commission

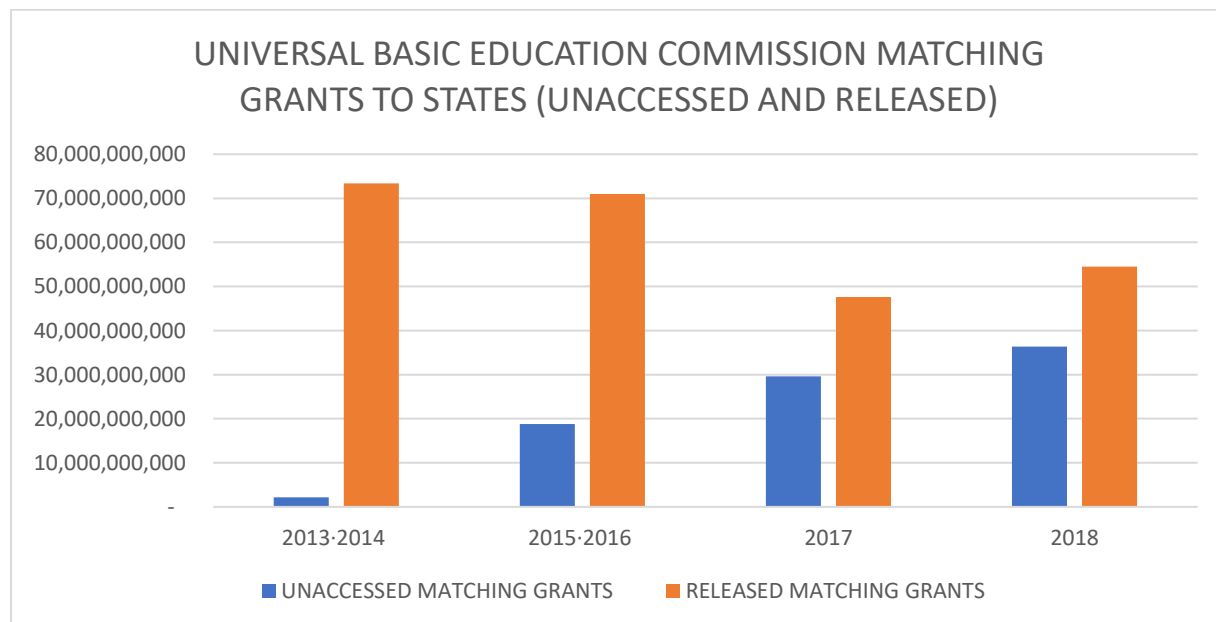


Fig.8.2 National Summary of Un accessed and Released Matching Grants by UBEC to States :2014-2018

Table.8.3 Matching Grants Releases by Universal Basic Education Commission to States, 2013-2014 to 2019

| MATCHING GRANT RELEASES 2013 - 2019) AS AT 22ND JULY, 2019 | | | | | | | |
|--|--------------|-------------------|-------------------|-------------------|-------------------|-------------------|--------------------|
| S/N | STATE | 2013-2014 | 2015-2016 | 2017 | 2018 | 2019 | TOTAL |
| 1 | ABIA | 1 983094 594.60 | 1,918,783,783.78 | 1 286343 183.55 | 1 473832845.21 | 614,097,018.83 | 12,656,694,708.23 |
| 2 | ADAMAWA | 1 983 094 594.60 | 1,918,783,783.78 | 1 286 343 183.55 | 1 473832845.21 | 614,097,018.83 | 12 656 694 708.23 |
| 3 | AKWAIBOM | 1 983094 594.60 | 1,918,783,783.78 | 1 286 343 183.55 | 1 473 832 845.21 | 614,097,018.83 | 12 656 694 708.23 |
| 4 | ANAMBRA | 1 983094 594.60 | 1,918,783,783.78 | 1 286 343 183.55 | 1 473832845.21 | 614,097,018.83 | 12,656,694,708.23 |
| 5 | BAUCHI | 1 983 094 594.60 | 1 918783783.78 | 1 286343 183.55 | 1 473832845.21 | 614,097,018.83 | 12 656 694 708.23 |
| 6 | BAYELSA | 1 983094594.60 | 1 918783783.78 | 1 286 343 183.55 | 1 473832845.21 | 614,097,018.83 | 12 656 694 708.23 |
| 7 | BENUE | 1 983094594.60 | 1,918,783,783.78 | 1 286 343 183.55 | 1 473832845.21 | 614,097,018.83 | 12656694 708.23 |
| 8 | BORNO | 1 983 094 594.60 | 1 918783783.78 | 1 286343 183.55 | 1 473832845.21 | 614,097,018.83 | 12 656 694 708.23 |
| 9 | CI RIVER | 1 983 094 594.60 | 1,918,783,783.78 | 1 286 343 183.55 | 1 473832845.21 | 614,097,018.83 | 12 656 694 708.23 |
| 10 | DELTA | 1 983094594.60 | 1,918,783,783.78 | 1 286 343 183.55 | 1 473832845.21 | 614,097,018.83 | 12 656 694 708.23 |
| 11 | EBONYI | 1 983 094 594.60 | 1,918,783,783.78 | 1 286 343 183.55 | 1 473832845.21 | 614,097,018.83 | 12 656 694 708.23 |
| 12 | EDO | 1 983 094 594.60 | 1 918783783.78 | 1 286 343. 183.55 | 1 473 832 845.21 | 614,097,018.83 | 12 656 694 708.23 |
| 13 | EKITI | 1 983094594.60 | 1,918,783,783.78 | 1 286 343 183.55 | 1 473832845.21 | 614,097,018.83 | 12656 694 708.23 |
| 14 | ENUGU | 1 983 094 594.60 | 1,918,783,783.78 | 1 286 343 183.55 | 1 473832845.21 | 614,097,018.83 | 12 656 694 708.23 |
| 15 | GOMBE | 1 983 094 594.60 | 1 918783783.78 | 1 286 343 183.55 | 1 473 832 845.21 | 614,097,018.83 | 12 656 694 708.23 |
| 16 | IMO | 1 983 094 594.60 | 1,918,783,783.78 | 1 286 343 183.55 | 1 473 832 845.21 | 614,097,018.83 | 12656694 708.23 |
| 17 | JIGAWA | 1 983094594.60 | 1,918,783,783.78 | 1 286 343 183.55 | 1 473832845.21 | 614,097,018.83 | 12 656 694 708.23 |
| 18 | KADUNA | 1 983094594.60 | 1 918 783 783.78 | 1 286 343 183.55 | 1 473 832 845.21 | 614,097,018.83 | 12 656 694 708.23 |
| 19 | KANO | 1 983 094 594.60 | 1,918,783,783.78 | 1 286 343 183.55 | 1 473832845.21 | 614,097,018.83 | 12 656 694 708.23 |
| 20 | KATSINA | 1 983094594.60 | 1,918,783,783.78 | 1 286 343 183.55 | 1 473832845.21 | 614,097,018.83 | 12 656 694 708.23 |
| 21 | KEBBI | 1 983094 594.60 | 1,918,783,783.78 | 1 286 343 183.55 | 1 473832845.21 | 614 097 018.83 | 12 656 694 708.23 |
| 22 | KOGI | 1 983 094 594.60 | 1,918,783,783.78 | 1 286 343 183.55 | 1 473832845.21 | 614,097,018.83 | 12 656 694 708.23 |
| 23 | KWARA | 1 983 094 594.60 | 1 918783783.78 | 1 286 343 183.55 | 1 473832845.21 | 614,097,018.83 | 12 656 694 708.23 |
| 24 | LAGOS | 1 983 094 594.60 | 1,918,783,783.78 | 1 286 343 183.55 | 1 473 832 845.21 | 614,097,018.83 | 12 656 694 708.23 |
| 25 | NASARAWA | 1 983094 594.60 | 1,918,783,783.78 | 1 286 343 183.55 | 1 473832845.21 | 614,097,018.83 | 12 656 694 708.23 |
| 26 | NIGER | 1 983094594.60 | 1,918,783,783.78 | 1 286 343 183.55 | 1 473 832 845.21 | 614,097,018.83 | 12 656 694 708.23 |
| 27 | OGUN | 1 983094594.60 | 1 918783783.78 | 1 286 343 183.55 | 1 473832845.21 | 614,097,018.83 | 12 656694 708.23 |
| 28 | ONDO | 1 983 094 594.60 | 1,918,783,783.78 | 1 286 343 183.55 | 1 473832845.21 | 614,097,018.83 | 12656 694 708.23 |
| 29 | OSUN | 1 983094 594.60 | 1,918,783,783.78 | 1 286 343 183.55 | 1 473832845.21 | 614,097,018.83 | 12 656 694 708.23 |
| 30 | OYO | 1 983094594.60 | 1,918,783,783.78 | 1 286 343 183.55 | 1 473 832 845.21 | 614,097,018.83 | 12,656,694,708.23 |
| 31 | PLATEAU | 1 983094 594.60 | 1 918783783.78 | 1 286343 183.55 | 1 473832845.21 | 614097 018.83 | 12 656 694 708.23 |
| 32 | RIVERS | 1 983094 594.60 | 1,918,783,783.78 | 1 286 343 183.55 | 1 473 832 845.21 | 614,097,018.83 | 12656694 708.23 |
| 33 | SOKOTO | 1 983 094 594.60 | 1,918,783,783.78 | 1 286 343 183.55 | 1 473832845.21 | 614,097,018.83 | 12,656,694,708.23 |
| 34 | TARABA | 1 983094594.60 | 1,918,783,783.78 | 1 286 343 183.55 | 1 473 832 845.21 | 614,097,018.83 | 12 656 694 708.23 |
| 35 | YOBE | 1 983094594.60 | 1 918783783.78 | 1 286343 183.55 | 1 473 832 845.21 | 614,097,018.83 | 12,656,694,708.23 |
| 36 | ZAMFARA | 1 983094594.60 | 1 918783783.78 | 1 286 343 183.55 | 1 473832845.21 | 614,097,018.83 | 12,656,694,708.23 |
| 37 | F.C.T. ABUJA | 1 983 094 594.60 | 1 918 783 784.04 | 1 286 343 183.55 | 1 473832845.21 | 614,097,018.83 | 12 656 694 708.54 |
| | CURRICULUM | - | - | | | | 1,312,500,000.00 |
| | TOTAL | 73,374,500,000.20 | 70,995,000,000.12 | 47,594,697,791.35 | 54,531,815,272.77 | 22,721,589,696.71 | 469,610,204,204.82 |

Source: Universal Basic Education Commission

Table.8.4 Matching Grants Un Accessed by States, 2013-2014 to 2019

| UNACCESSSED MATCHING GRANT FROM (2005 - 2019) AS AT 22ND JULY, 2019 | | | | | | | | |
|---|--------------|----------------|------------------|------------------|-------------------|-------------------|-------------------|------------------|
| S/N | STATE | 2013-2014 | 2015-2016 | 2016 | 2017 | 2018 | 2019 | TOTAL |
| 1 | ABIA | | - | - | 874444 853.76 | 1,473,832,845.21 | 614,097,018.83 | 2,988,805,613.14 |
| 2 | ADAMAWA | | | | | 1 473832845.21 | 614,097,018.83 | 2 087 929,865.42 |
| 3 | AKWA IBOM | | - | - | - | 91 277,608.94 | 614,097,018.83 | 705,374,629. J 5 |
| 4 | ANAMBRA | | | | - | 491 277 613.70 | 614,097,018.83 | 1 105374633.91 |
| 5 | BAUCHI | | | - | - | 491 272 748.00 | 614,097,018.83 | 1 105374633.91 |
| 6 | BAYELSA | | | | - | 491277 613.70 | 614,097,018.83 | 1 105374633.91 |
| 7 | BENUE | | | | 609 368 972. 54 | 614,097,018.83 | 1 223465992.75 | 3,310,925,442 |
| 8 | BORNO | | | | - | 0.01 | 614,097,018.83 | 614,097,018.84 |
| 9 | CI RIVER | | | 2,027,027.02 | - | 0.01 | 614,097,018.83 | 616,124,047.24 |
| 10 | DELTA | | | | - | 0.01 | 614,097,018.83 | 614,097,020.22 |
| 11 | EBONYI | | | | - | 0.01 | 614,097,018.83 | 614,097,020.22 |
| 12 | EDO | | | | - | 491277 613.70 | 614,097,018.83 | 1 105374633.91 |
| 13 | EKITI | | | 1,102 670 626.38 | 1 286 343 183.55 | 1 473832845.21 | 614,097,018.83 | 4477 470 982.05 |
| 14 | ENUGU | | | 90,600 548.29 | 1,286343 183.55 | 1 473832845.21 | 614,097,018.83 | 3 464 873 598.26 |
| 15 | GOMBE | | | | - | 0.01 | 614,097,018.83 | 614,097,020.22 |
| 16 | IMO | | | | - | 0.01 | 614,097,018.83 | 614,097,020.22 |
| 17 | JIGAWA | | | | - | 736,916,422.61 | 614,097,018.83 | 1,351 013442.78 |
| 18 | KADUNA | | | | - | 0.01 | 614,097,018.83 | 614,097,020.18 |
| 19 | KANO | | | | - | 0.01 | 614,097,018.83 | 614,097,020.22 |
| 20 | KATSINA | | | | - | 0.01 | 614,097,018.83 | 614,097,020.22 |
| 21 | KEBBI | | | | - | 0.01 | 614,097,018.83 | 614,097,020.22 |
| 22 | KOGI | | | | - | 0.01 | 614,097,018.83 | 614,097,020.22 |
| 23 | KWARA | 952,297,297.30 | 1,918,783,783.78 | 1,286 343,183.55 | 1 473832845.21 | 614,097,018.83 | 6,245,355 130.05 | 5,139,980,496 |
| 24 | LAGOS | | | | | 0.01 | 614,097,018.83 | 614,097,020.22 |
| 25 | NASARAWA | | | 434,177 926.54 | 1,286,343,183.55 | 1,473,832,845.21 | 614,097,018.83 | 3,808,451,975.51 |
| 26 | NIGER | | | | - | 486277 613.70 | 614,097,018.83 | 1 105374633.91 |
| 27 | OGUN | | | | - | 491277 613.70 | 614,097,018.83 | 1 105374,633.91 |
| 28 | ONDO | | | | - | 0,01 | 614,097,018.83 | 614,097,020.22 |
| 29 | OSUN | | | | - | 1,473,832,845.21 | 614,097,018.83 | 2 087 929 865.42 |
| 30 | OYO | | | | - | 1,4 73 832 845.21 | 614,097,018.83 | 2,087,929,865.42 |
| 31 | PLATEAU | | - | | 202,948,047.47 | 1 473832845.21 | 614,097,018.83 | 2,290877,9.12.89 |
| 32 | RIVERS | | | | - | 0.01 | 614,097,018.83 | 614,097,020.22 |
| 33 | SOKOTO | | | | - | 0.01 | 614,097,018.83 | 614,097,020.22 |
| 34 | TARABA | | | | - | 0.01 | 614,097,018.83 | 614,097,020.22 |
| 35 | YOBE | | | | | 0.01 | 614,097,018.83 | 614,097,020.22 |
| 36 | ZAMFARA | | | | - | 491277 613.70 | 614,097,018.83 | 1,105,374,633.91 |
| 37 | F.C.T. ABUJA | | - | 0.26 | - | 0.01 | 614,097,018.83 | 614,097,021.15 |
| | CURRICULUM | | | | | - | | |
| | GRAND TOTAL | 952,297,297.30 | 3,548,259,912.27 | 6,222,765,635.43 | 18,135,997,041.36 | 22,721,589,696.71 | 51,612,874,700.70 | 86,951,262,433 |

Source: Universal Basic Education Commission

8.3 Tertiary Education Trust Fund

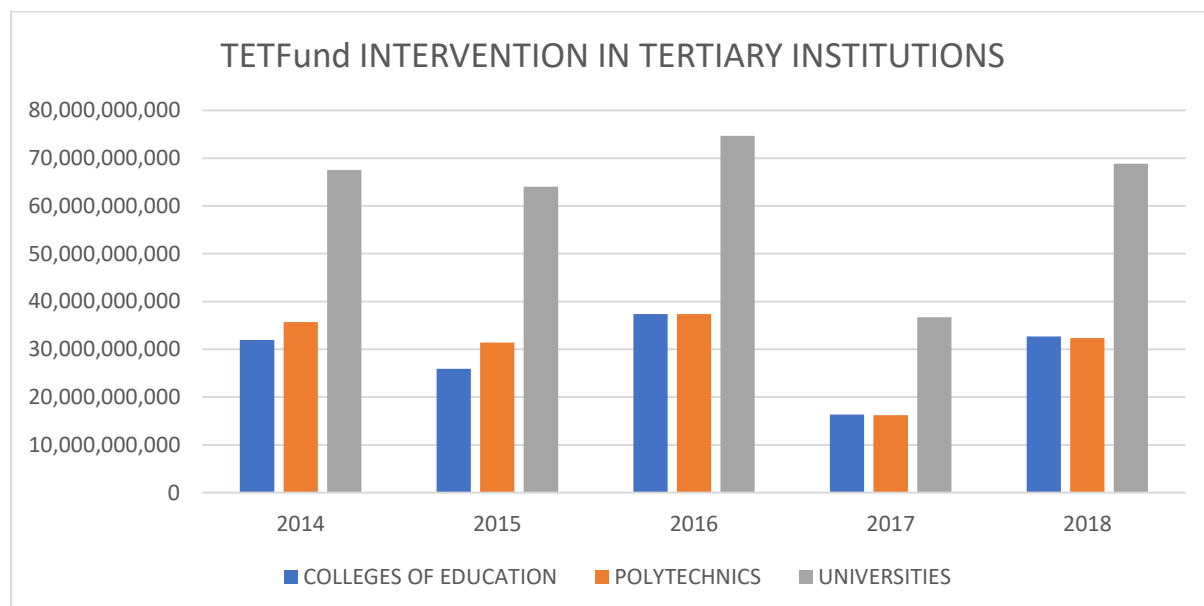
The Tertiary Education Trust Fund was established by Tertiary Education Trust Fund Bill of 2011 to rehabilitate, restore and consolidate Tertiary Education and Tertiary Infrastructure through funding and effective project management. The Act imposes 2 per cent Education Tax on the assessable profit of all registered companies in Nigeria, collectible by the Federal Inland Revenue Service (FIRS). The tax so collected is administered by the Fund, and deployed to the Education sector through allocations to all segments of Tertiary Education as provided in the enabling Act.

Funds from Tertiary Education Trust Fund are distributed among the Universities, Polytechnics and Colleges of Education. The allocations to institutions in the period 2014 to 2018 are presented in tables 8.5 to 8.7 while Figure 8.3 shows the graphical illustration.

Table 8.4: Summary of Tertiary Education Trust Fund Interventions in Tertiary Institutions 2014-2018

| INSTITUTIONS | 2014 | 2015 | 2016 | 2017 | 2018 |
|-----------------------|-----------------|-----------------|-----------------|----------------|-----------------|
| COLLEGES OF EDUCATION | 31,955,000,000 | 25,905,000,000 | 37,348,135,000 | 16,325,000,000 | 32,650,000,000 |
| POLYTECHNICS | 35,694,000,000 | 31,374,000,000 | 37,348,128,000 | 16,185,000,000 | 32,370,000,000 |
| UNIVERSITIES | 67,488,000,000 | 64,010,000,000 | 74,696,340,000 | 36,670,000,000 | 68,820,000,000 |
| TOTAL | 135,137,000,000 | 121,289,000,000 | 149,392,603,000 | 69,180,000,000 | 133,840,000,000 |

Source: Tertiary Education Trust Fund.



Figure

8. 3. Summary of intervention of Tertiary Education Trust Fund in Tertiary Institutions, 2014-2018

Table 8.5: Tertiary Education Trust Fund Interventions in Universities 2014-2018

| INSTITUTIONS | ZONE | NORMAL (1999-2018) INTERVENTION YEAR | | | ENTREPRENEURSHIP (2011-2018) INTERVENTION YEAR | | |
|---|------|--------------------------------------|---------------|---------------|--|--------------|-------------|
| | | Allocation | Disbursement | Balance | Allocation | Disbursement | Balance |
| University of Abuja | NC | 3,198,037,777 | 1,752,714,177 | 1,445,323,600 | 145,000,000 | 72,500,000 | 72,500,000 |
| Ahmadu Bello University Zaria | NW | 3,302,249,977 | 1,960,091,377 | 1,342,158,600 | 145,000,000 | 80,750,000 | 64,250,000 |
| University of Benin | SS | 3,426,577,777 | 2,000,495,077 | 1,426,082,700 | 145,000,000 | 106,250,000 | 38,750,000 |
| Bayero University Kano | NW | 3,416,077,777 | 2,666,266,277 | 749,811,500 | 145,000,000 | 75,000,000 | 70,000,000 |
| University of Calabar | SS | 3,379,006,777 | 1,699,896,777 | 1,679,110,000 | 145,000,000 | - | 145,000,000 |
| University of Ibadan | SW | 3,361,006,777 | 2,256,509,177 | 1,104,497,600 | 145,000,000 | 97,750,000 | 47,250,000 |
| University of Lagos | SW | 3,426,577,777 | 1,627,227,776 | 1,799,350,000 | 145,000,000 | 101,800,000 | 43,200,000 |
| University of Jos. | NC | 3,321,518,977 | 2,356,757,477 | 964,761,500 | 145,000,000 | 95,000,000 | 50,000,000 |
| University of Ilorin | NC | 3,331,528,777 | 1,894,744,277 | 1,436,784,500 | 145,000,000 | 63,750,000 | 81,250,000 |
| University of Maiduguri | NE | 3,426,551,498 | 2,723,151,498 | 703,400,000 | 145,000,000 | 126,000,000 | 19,000,000 |
| Univ. of Nigeria Nsukka | SE | 3,324,890,377 | 1,704,403,577 | 1,620,486,800 | 145,000,000 | - | 145,000,000 |
| Obafemi Awolowo Univ. Ile-Ife | SW | 3,389,056,777 | 2,172,629,177 | 1,216,427,600 | 145,000,000 | 126,000,000 | 19,000,000 |
| Usman Danfodio Univ. Sokoto | NW | 3,425,910,251 | 2,178,014,451 | 1,247,895,800 | 145,000,000 | 75,000,000 | 70,000,000 |
| University of Port-Harcourt | SS | 3,324,020,377 | 885,360,377 | 2,438,660,000 | 145,000,000 | 44,250,000 | 100,750,000 |
| Nigerian Defence Academy | NW | 3,426,577,777 | 2,591,766,277 | 834,811,500 | 145,000,000 | 95,000,000 | 50,000,000 |
| Abia State University Uturu | SE | 3,426,577,777 | 1,848,287,777 | 1,578,290,000 | 145,000,000 | 126,000,000 | 19,000,000 |
| Abubakar Tafawa Balewa University, Bauchi | NE | 3,389,056,777 | 2,503,045,277 | 886,011,500 | 145,000,000 | 115,800,000 | 29,200,000 |
| Adekunle Ajasin (Ondo State) University Akungba | SW | 3,363,862,592 | 1,833,502,592 | 1,530,360,000 | 145,000,000 | 69,900,000 | 75,100,000 |
| Ambrose Ali University Ekpoma | SS | 3,379,006,777 | 2,644,195,277 | 734,811,500 | 145,000,000 | 111,600,000 | 33,400,000 |
| Benue State Univeristy | NC | 3,426,577,777 | 2,169,637,877 | 1,256,939,900 | 145,000,000 | 109,000,000 | 36,000,000 |
| Delta State University | SS | 3,421,265,276 | 2,671,453,776 | 749,811,500 | 145,000,000 | 126,000,000 | 19,000,000 |
| Ebonyi State Univ. Abakaliki | SE | 3,300,012,200 | 1,880,902,200 | 1,419,110,000 | 145,000,000 | 75,900,000 | 69,100,000 |
| Enugu State University of Science & Technology | SE | 3,426,577,777 | 2,461,816,277 | 964,761,499 | 145,000,000 | 114,750,000 | 30,250,000 |
| Imo State University Owerri | SE | 3,426,577,777 | 2,271,506,277 | 1,155,071,500 | 145,000,000 | - | 145,000,000 |
| Kano State Univ. of Technoloy Wudil | NW | 2,415,550,000 | 1,446,740,000 | 968,810,000 | 110,000,000 | 92,000,000 | 18,000,000 |
| Kogi State university Ayangba | NC | 3,367,550,000 | 2,056,717,800 | 1,310,832,200 | 145,000,000 | 135,000,000 | 10,000,000 |
| Lagos State University Ojo | SW | 3,233,437,777 | 1,703,077,777 | 1,530,360,000 | 145,000,000 | 125,000,000 | 20,000,000 |
| Nnamdi Azikiwe Univ. Akwa | SE | 3,408,727,777 | 2,054,395,077 | 1,354,332,700 | 145,000,000 | 80,750,000 | 64,250,000 |
| Olabisi Onabanjo University Ago-Iwoye | SW | 2,633,056,777 | 1,672,367,777 | 960,689,000 | 110,000,000 | 92,000,000 | 18,000,000 |
| University of Ado -Ekiti | SW | 3,373,137,777 | 2,376,957,377 | 996,180,400 | 145,000,000 | 95,000,000 | 50,000,000 |
| R/State Uni of Sci. & Tech. P/H. | SS | 2,670,577,777 | 1,862,439,677 | 808,138,100 | 110,000,000 | 80,750,000 | 29,250,000 |

| | | | | | | | |
|--|----|---------------|---------------|---------------|-------------|-------------|-------------|
| University of Uyo | SS | 3,309,011,977 | 1,006,851,977 | 2,302,160,000 | 145,000,000 | 63,750,000 | 81,250,000 |
| Niger Delta Univ. Bayelsa | SS | 3,494,054,200 | 1,626,644,200 | 1,867,410,000 | 145,000,000 | 40,000,000 | 105,000,000 |
| Federal Univ. of Tech., Akure | SW | 3,426,577,777 | 1,203,167,777 | 2,223,410,000 | 145,000,000 | 75,000,000 | 70,000,000 |
| Federal Univ. of Tech., Minna | NC | 3,301,313,377 | 1,995,676,867 | 1,305,636,510 | 145,000,000 | 95,000,000 | 50,000,000 |
| Federal Univ. of Tech., Owerri | SE | 3,426,577,777 | 2,510,780,177 | 915,797,600 | 145,000,000 | 63,750,000 | 81,250,000 |
| Federal Univ. of Tech., Yola (Modibbo Adama) | NE | 3,362,727,777 | 1,911,117,777 | 1,451,610,000 | 145,000,000 | 63,750,000 | 81,250,000 |
| Ladoke Akintola Univ. Ogbomosh, Oyo | SW | 3,426,576,777 | 2,043,066,777 | 1,383,510,000 | 145,000,000 | 75,000,000 | 70,000,000 |
| University of Agric. Abeokuta | SW | 3,426,577,777 | 1,203,167,777 | 2,223,410,000 | 145,000,000 | 75,000,000 | 70,000,000 |
| University of Agric. Makurdi | NC | 3,426,577,777 | 1,922,467,777 | 1,504,110,000 | 145,000,000 | 126,000,000 | 19,000,000 |
| Michael Okpara Univ. of Agric. Umudike | SE | 3,426,577,777 | 2,339,761,133 | 1,086,816,644 | 145,000,000 | 56,250,000 | 88,750,000 |
| Adamawa State University Mubi | NE | 3,220,029,000 | 1,809,494,500 | 1,410,534,500 | 145,000,000 | 88,500,000 | 56,500,000 |
| Nasarawa State Univ. Keffi | NC | 3,257,550,000 | 1,915,249,600 | 1,342,300,400 | 145,000,000 | 118,600,000 | 26,400,000 |
| Kaduna State Univ. Kaduna | NW | 3,197,550,000 | 1,967,711,943 | 1,229,838,057 | 145,000,000 | 117,500,000 | 27,500,000 |
| Anambra State Univ. Sci. & Tech Uli(chukwuemeka ojukwu university,uli) | SE | 3,197,550,000 | 1,197,990,000 | 1,999,560,000 | 145,000,000 | 80,750,000 | 64,250,000 |
| Gombe State University | NE | 3,157,550,000 | 2,069,282,400 | 1,088,267,600 | 145,000,000 | 75,000,000 | 70,000,000 |
| Ibrahim Babangida University, Lapai | NC | 3,157,550,000 | 1,925,388,300 | 1,232,161,700 | 145,000,000 | 126,000,000 | 19,000,000 |
| Akwa Ibom State Univ. of Science & Tech. | SS | 2,788,410,000 | 1,651,446,000 | 1,136,964,000 | 145,000,000 | 106,800,000 | 38,200,000 |
| Cross River State Univ. of Science & Technology | SS | 3,128,579,000 | 2,040,311,400 | 1,088,267,600 | 145,000,000 | 77,500,000 | 67,500,000 |
| Tai Solarin University of Education Ijebu-Ode | | 972,000,000 | 657,000,000 | 315,000,000 | 35,000,000 | 20,000,000 | 15,000,000 |
| Yobe State University Damaturu | NE | 3,117,550,000 | 1,944,063,700 | 1,173,486,300 | 145,000,000 | 95,000,000 | 50,000,000 |
| Umaru Musa Yar'adua University, Katsina | NW | 3,117,550,000 | 2,161,461,400 | 956,088,600 | 145,000,000 | 129,000,000 | 16,000,000 |
| Fed.Uni.of Pet.Resources Effurun Delta St. | SS | 3,565,550,000 | 2,459,231,900 | 1,106,318,100 | 145,000,000 | 70,000,000 | 75,000,000 |
| Osun State University, Osogbo | SW | 3,062,179,000 | 1,830,017,300 | 1,232,161,700 | 145,000,000 | - | 145,000,000 |
| Kebbi State University of Science & Technology Aliero | NW | 3,065,550,000 | 2,006,531,900 | 1,059,018,100 | 145,000,000 | 132,000,000 | 13,000,000 |
| Ekiti State University of Education, Ikere-Ekiti | | 45,940,000 | 45,940,000 | - | - | - | - |
| Kwara State Univeristy Malete | NC | 2,941,550,000 | 1,437,440,000 | 1,504,110,000 | 145,000,000 | 75,000,000 | 70,000,000 |
| Plateau State University, Bokkos | NC | 2,826,610,000 | 1,610,182,400 | 1,216,427,600 | 145,000,000 | 117,500,000 | 27,500,000 |
| Taraba State University, Jalingo | NE | 2,748,410,000 | 2,442,910,000 | 305,500,000 | 145,000,000 | 95,000,000 | 50,000,000 |
| Ignatius Ajuru University of Education Rivers State | | 881,000,000 | 481,000,000 | 400,000,000 | 35,000,000 | 17,000,000 | 18,000,000 |
| Bauchi State University, Gadau | NE | 2,573,410,000 | 1,740,798,500 | 832,611,500 | 70,000,000 | 51,000,000 | 19,000,000 |
| Federal University of Oye, Ekiti | SW | 3,635,270,554 | 2,802,659,554 | 832,611,000 | 70,000,000 | 51,000,000 | 19,000,000 |
| Federal University Dustin Ma | NW | 3,635,270,554 | 2,437,383,092 | 1,197,887,462 | 70,000,000 | 42,500,000 | 27,500,000 |
| Federal University Duste | NW | 3,635,270,554 | 2,742,135,587 | 893,134,967 | 70,000,000 | 34,000,000 | 36,000,000 |
| Federal University, Lokoja | NC | 3,635,270,554 | 2,215,431,242 | 1,419,839,312 | 70,000,000 | - | 70,000,000 |

| | | | | | | | |
|--|----|-----------------|-----------------|----------------|---------------|---------------|---------------|
| Federal University, Wukari | NE | 3,635,270,554 | 2,752,633,759 | 882,636,795 | 70,000,000 | - | 70,000,000 |
| Federal University, Kashere | NE | 3,635,270,554 | 2,622,998,354 | 1,012,272,200 | 70,000,000 | 60,000,000 | 10,000,000 |
| Federal University, Lafia | NC | 3,635,270,554 | 2,273,507,208 | 1,361,763,346 | 70,000,000 | 51,800,000 | 18,200,000 |
| Federal University, Ndufu Alike | SE | 3,635,270,554 | 2,573,353,615 | 1,061,916,939 | 70,000,000 | 60,000,000 | 10,000,000 |
| Federal University of Otuoke, Bayelsa State | SS | 3,635,270,554 | 2,559,177,054 | 1,076,093,500 | 70,000,000 | 12,400,000 | 57,600,000 |
| FEDERAL UNIVERSITY, BIRNIN-KEBBI, KEBBI STATE | NW | 3,268,991,159 | 2,309,624,363 | 959,366,796 | 50,000,000 | 32,000,000 | 18,000,000 |
| FEDERAL UNIVERSITY, GUSAU, ZAMFARA STATE | NW | 3,268,991,159 | 2,349,635,949 | 919,355,210 | 50,000,000 | 34,000,000 | 16,000,000 |
| FEDERAL UNIVERSITY, GASHUA, YOBE STATE | NE | 3,268,991,159 | 2,069,442,400 | 1,199,548,759 | 50,000,000 | 34,000,000 | 16,000,000 |
| Sokoto State University, Sokoto | NW | 1,867,410,000 | 1,217,410,000 | 650,000,000 | 50,000,000 | 34,000,000 | 16,000,000 |
| National Open University of Nigeria Lagos, | NC | 2,223,410,000 | 964,705,000 | 1,258,705,000 | 70,000,000 | 60,000,000 | 10,000,000 |
| Nigerian Police Academy, Wudil, Kano State | NW | 3,609,072,901 | 1,966,474,118 | 1,642,598,783 | 70,000,000 | - | 70,000,000 |
| North West University | | 952,000,000 | 637,000,000 | 315,000,000 | 35,000,000 | 18,900,000 | 16,100,000 |
| Nat. Postgraduate Med. | | - | - | - | - | - | - |
| Jigawa State University, Kafin Hausa | NW | 1,315,410,000 | 385,937,800 | 929,472,200 | 30,000,000 | 10,000,000 | 20,000,000 |
| NIGERIAN ARMY UNIVERSITY, BIU BORNO STATE (2B TAKE OFF GRANT 2018) | | 2,000,000,000 | 1,120,000,000 | 880,000,000 | - | - | - |
| Total | | 244,681,493,411 | 151,082,733,131 | 93,598,760,279 | 9,335,000,000 | 5,568,750,000 | 3,766,250,000 |

Source: Tertiary Education Trust Fund.

Table 8.6: Tertiary Education Trust Fund Interventions in Polytechnics 2014-2018

| S/N | INSTITUTIONS | ZONE | Committed Fund 1999-2018 | | | NORMAL (1999-2018) | | |
|-----|---|------|--------------------------|--------------|-------------|--------------------|--------------|-------------|
| | | | Allocation | Disbursement | Balance | Allocation | Disbursement | Balance |
| 1 | Federal Polytechnic Oko Anambra | SE | 5041644804 | 3051216302 | 1990428502 | 2.28E+09 | 1005266302 | 1278375000 |
| 2 | Federal Polytechnic Mubi Adamawa | NE | 3254735804 | 1945965302 | 1308770502 | 2.26E+09 | 1205015302 | 1059717000 |
| 3 | Federal Polytechnic Bauchi | NE | 4213144804 | 2662924302 | 1550220502 | 2.28E+09 | 1223924302 | 1059717000 |
| 4 | Federal Polytechnic Auchi | SS | 5460106442 | 4607901785 | 852204657 | 2.28E+09 | 1621750582 | 661890720 |
| 5 | Federal Polytechnic Damaturu | NE | 3456144804 | 2266070102 | 1190074702 | 2.28E+09 | 1542570102 | 741071200 |
| 6 | Federal Polytechnic Nekede | SE | 5658144804 | 4851476502 | 806668302 | 2.28E+09 | 1764546502 | 519094800 |
| 7 | Waziri Umaru Polytechnic Brinin-Kebbi | NW | 4427483804 | 3228593262 | 1198890542 | 2.26E+09 | 1418113262 | 840867040 |
| 8 | Federal Polytechnic Idah | NC | 2968044804 | 1680994010 | 1287050794 | 2.28E+09 | 1219559302 | 1060482000 |
| 9 | Federal Polytechnic Ilaro | SW | 3023144804 | 2387341302 | 635803502 | 2.28E+09 | 1833641302 | 450000000 |
| 10 | Federal Polytechnic Offa | NC | 3481644804 | 2601976422 | 879668382 | 2.28E+09 | 1677026422 | 606614880 |
| 11 | Federal Polytechnic Nasarawa | NC | 6396982016 | 5467003714 | 929978302 | 2.26E+09 | 1647783714 | 611194800 |
| 12 | Federal Polytechnic Bida | NC | 6083144804 | 5371896502 | 711248302 | 2.28E+09 | 1764546502 | 519094800 |
| 13 | Federal Polytechnic Ado-Ekiti | SW | 4570144804 | 3547446502 | 1022698302 | 2.28E+09 | 1672446502 | 611194800 |
| 14 | Federal Polytechnic Ede | SW | 2946144804 | 1258387302 | 1687757502 | 2.28E+09 | 895937302 | 1387704000 |
| 15 | Federal Polytechnic Kaura Namoda | NW | 2944144804 | 1731659302 | 1212485502 | 2.28E+09 | 1348909302 | 934732000 |
| 16 | Federal Polytechnic Kaduna | NW | 2968144804 | 1905130102 | 1063014702 | 2.28E+09 | 1452520102 | 826121200 |
| 17 | The Polytechnic Ibadan | SW | 5215144804 | 4291351142 | 923793662 | 2.28E+09 | 1658601142 | 625040160 |
| 18 | Yaba College of Tech. Yaba | SW | 4400394804 | 3119909302 | 1280485502 | 2.24E+09 | 1236909302 | 1002732000 |
| 19 | Abia State Polytechnic | SE | 3400144804 | 2334580862 | 1065563942 | 2.28E+09 | 1415280862 | 868360440 |
| 20 | Akanu Ibiam Polytechnic Uwana | SE | 4073144804 | 3215845382 | 857299422 | 2.28E+09 | 1690845382 | 592795920 |
| 21 | Adamawa State Poly. Yola | NE | 5673144804 | 4501766668 | 1171378136 | 2.28E+09 | 1385466668 | 898174633.7 |
| 22 | Akwa Ibom State Polytechnic | SS | 3070144804 | 2306546502 | 763598302 | 2.28E+09 | 1763046502 | 519094800 |
| 23 | Tatari Ali Polytechnic Bauchi | NE | 8679552697 | 7319004395 | 1360548302 | 2.28E+09 | 1762904395 | 517144800 |
| 24 | Benue State Poly. Ugbokolo | NC | 7646642016 | 6136501277 | 1510140739 | 2.28E+09 | 1644451277 | 639187237.5 |
| 25 | Ramat Polytechnic Maiduguri | NE | 5528144804 | 4626951141 | 901193662.6 | 2.28E+09 | 1689001141 | 594640160.6 |
| 26 | Institute of Management & Technology Enugu | SE | 2623144804 | 1558156902 | 1064987902 | 2.28E+09 | 1459406902 | 824234400 |
| 27 | Hussaini Adamu Poly. Kazure | NW | 4013840503 | 3147470801 | 866369702 | 2.28E+09 | 1672425102 | 611216200 |
| 28 | Nuhu Bamalli Polytechnic Zaria | NW | 5378144804 | 4478663308 | 899481495.6 | 2.28E+09 | 1700963308 | 582677993.6 |
| 29 | Kano State Polytechnic | NW | 2964604804 | 1792574302 | 1172030502 | 2.28E+09 | 1385324302 | 898277000 |
| 30 | Hassan Usman Poly. Katsina | NW | 3503144804 | 2699896502 | 803248302 | 2.28E+09 | 1708896502 | 574744800 |
| 31 | Kogi State Polytechnic Lokoja | NC | 4648735804 | 3499450302 | 1149285502 | 2.26E+09 | 1366450302 | 898282000 |
| 32 | Kwara State Polytechnic Ilorin | NC | 3773144804 | 2850446502 | 922698302 | 2.28E+09 | 1708896502 | 574744800 |
| 33 | Niger State Polytechnic | NC | 7335144804 | 6053996502 | 1281148302 | 2.28E+09 | 1764546502 | 519094800 |
| 34 | Lagos State Polytechnic | SW | 3516844804 | 2534350582 | 982494222 | 2.28E+09 | 1524850582 | 753990720 |
| 35 | Moshood Abiola Poly. Abeokuta | SW | 2297344804 | 1444749542 | 852595262 | 2E+09 | 1325949542 | 672691760 |
| 36 | Rufus Giwa Polytechnic Owo | SW | 3111644804 | 1784409302 | 1327235502 | 2.28E+09 | 1249409302 | 1034232000 |
| 37 | Osun State Polytechnic Iree | SW | 2339444804 | 1956081067 | 383363737 | 1.59E+09 | 1436246502 | 149494800 |
| 38 | Osun State Coll. Tech. Esa-Oke | | 2104823904 | 1722949302 | 381874602 | 9.4E+08 | 734949302 | 205000000 |
| 39 | Plateau State Poly. B/Ladi | NC | 4800484804 | 3970686502 | 829798302 | 2.26E+09 | 1742686502 | 516294800 |
| 40 | Rivers State Polytechnic Bori (Kenule Beeson Saro Wiwa) | SS | 3873144804 | 2554924302 | 1318220502 | 2.28E+09 | 1223924302 | 1059717000 |

| | | | | | | | | |
|----|--|----|-------------|-------------|-------------|----------|-------------|-------------|
| 41 | Sokoto State Polytechnic (Umar Ali Shinkafi) | NW | 7413435502 | 6355932000 | 1057503502 | 2.2E+09 | 1753932000 | 450000000 |
| 42 | Nasarawa State Polytechnic | NC | 4346435502 | 3085490000 | 1260945502 | 2.19E+09 | 1225650000 | 966282000 |
| 43 | Taraba State Polytechnic | NE | 8833144804 | 7717401502 | 1115743302 | 2.28E+09 | 1776546502 | 507094800 |
| 44 | Abdul Gusau Poly. Zamfara | NW | 5315144804 | 4613391302 | 701753502 | 2.28E+09 | 1833641302 | 450000000 |
| 45 | Delta State Poly. Ozoro | SS | 2503106602 | 2128472880 | 374633722 | 9.11E+08 | 754972880 | 156059120 |
| 46 | Delta State Poly. Otefe | | 1373614602 | 931855000 | 441759602 | 8.95E+08 | 609105000 | 286135000 |
| 47 | Delta State Poly. Ogwashi-Uku | | 5133543502 | 4486840000 | 646703502 | 6.84E+08 | 403340000 | 281000000 |
| 48 | Mai Idris Aloomo Polytechnic, Yobe | NE | 3243435502 | 2392304480 | 851131022 | 2.11E+09 | 1498104480 | 615827520 |
| 49 | Jigawa State Polytechnic, Dutse | NW | 3148435502 | 1927650000 | 1220785502 | 2.07E+09 | 1102650000 | 966282000 |
| 50 | Imo State Polytechnic, Umuagwo | SE | 3620095502 | 3257292000 | 362803502 | 2.03E+09 | 1868592000 | 162000000 |
| 51 | FEDERAL POLYTECHNIC EKOWE | SS | 2434035502 | 1307918160 | 1126117342 | 1.9E+09 | 1056918160 | 847613840 |
| 52 | Edo State Polytechnic Useni (former IMT Useni) | SS | 2634035502 | 1819308160 | 814727342 | 1.9E+09 | 1284098160 | 620433840 |
| 53 | Federal Polytechnic, Bali Taraba State | NE | 6864035502 | 5980438160 | 883597342 | 1.9E+09 | 1284098160 | 620433840 |
| 54 | FEDERAL POLYTECHNIC UKANA, AKWA IBOM | SS | 2100135502 | 845947811.7 | 1254187690 | 1.83E+09 | 794947811.7 | 1035684188 |
| 55 | FEDERAL POLYTECHNIC, ILE OLUJI ONDO STATE | SW | 1719503502 | 925000000 | 794503502 | 1.45E+09 | 850000000 | 600000000 |
| 56 | NATIONAL INSTITUTE FOR CONSTRUCTION TECHNO. UROMI, EDO STATE | SS | 880260900 | 200000000 | 680260900 | 6.26E+08 | 0 | 625632000 |
| 57 | Federal Polytechnic of Oil & Gas, bonny, Rivers | SS | 1100135502 | 0 | 1100135502 | 8.31E+08 | 0 | 830632000 |
| 58 | Abraham Adesanya Polytechnic, Ijebu - Ode | | 519874602 | 134300000 | 385574602 | 2.85E+08 | 68000000 | 217000000 |
| 59 | Oyo State College of Agric & Technology | | | | | | | |
| 60 | Anambra State Polytechnic Uli | | 103709302 | 103709302 | 0 | 1.04E+08 | 103709302 | 0 |
| 61 | The Polytechnic Calabar | | 112209302 | 112209302 | 0 | 1.04E+08 | 103709302 | 0 |
| 62 | Nig. Army School of Engineering Makurdi | | 100000000 | 100000000 | 0 | 90000000 | 90000000 | 0 |
| 63 | 320 Nig. Air Force Tech Training Kaduna | | 73000000 | 73000000 | 0 | 63000000 | 63000000 | 0 |
| 64 | Federal School of Surveying Oyo | | 155000000 | 155000000 | 0 | 1.45E+08 | 145000000 | 0 |
| 65 | Armed Forces Command & Staff College, Jaji | | 20000000 | 20000000 | 0 | 20000000 | 20000000 | 0 |
| 66 | Industrial Training Fund | | 20000000 | 20000000 | 0 | 10000000 | 10000000 | 0 |
| | Total | | 2.34629E+11 | 1.77161E+11 | 57468663690 | 1.18E+11 | 78245003992 | 39537844614 |

Source: Tertiary Education Trust Fund.

Table 8.7: Tertiary Education Trust Fund Interventions in Colleges of Education 2014-2018

| S/N | INSTITUTIONS | | Committed Fund 1999-2018 | | | NORMAL (1999-2018) | | |
|-----|---|----|--------------------------|------------------|------------------|--------------------|------------------|------------------|
| | | | Allocation | Disbursement | Balance | Allocation | Disbursement | Balance |
| 1 | Federal College of Education Yola | NE | 4,868,016,865.50 | 3,769,652,235.50 | 1,098,364,630.00 | 2,075,865,965.50 | 1,346,319,835.50 | 729,546,130.00 |
| 2 | Federal College of Education (T) Umunze | SE | 3,076,354,043.80 | 1,887,362,743.80 | 1,188,991,300.00 | 2,078,203,143.80 | 1,153,836,543.80 | 924,366,600.00 |
| 3 | Federal College of Education (T) Obudu | SS | 3,156,900,865.50 | 1,684,450,565.50 | 1,472,450,300.00 | 2,079,615,965.50 | 985,148,965.50 | 1,094,467,000.00 |
| 4 | Federal College of Education (T) Asaba | SS | 2,844,377,865.50 | 2,142,985,715.49 | 701,392,150.01 | 2,079,615,965.50 | 1,583,158,915.49 | 496,457,050.01 |
| 5 | Federal College of Education Eha-Amufu | SE | 3,610,719,865.50 | 2,020,952,965.50 | 1,589,766,900.00 | 2,079,615,965.50 | 799,048,965.50 | 1,280,567,000.00 |
| 6 | Federal College of Education (T) Gombe | NE | 3,929,270,865.50 | 2,802,938,945.59 | 1,126,331,919.91 | 2,079,615,965.50 | 1,219,001,515.59 | 860,614,449.91 |
| 7 | Federal College of Education Zaria | NW | 5,022,975,834.69 | 3,620,938,134.69 | 1,402,037,700.00 | 2,079,615,965.50 | 968,948,965.50 | 1,110,667,000.00 |
| 8 | Federal College of Education (T) Bichi | NW | 4,754,747,865.50 | 3,928,108,811.00 | 826,639,054.50 | 2,079,615,965.50 | 1,463,527,825.50 | 616,088,140.00 |
| 9 | Federal College of Education Kano | NW | 3,037,263,865.50 | 1,770,814,565.50 | 1,266,449,300.00 | 2,070,489,965.50 | 1,084,922,965.50 | 985,567,000.00 |
| 10 | Federal College of Education Katsina | NW | 3,380,401,865.50 | 2,383,871,765.40 | 996,530,100.10 | 2,079,588,965.50 | 1,283,401,965.40 | 796,187,000.10 |
| 11 | Federal College of Education Okene | NC | 3,052,776,865.50 | 2,099,494,685.40 | 953,282,180.10 | 2,081,991,965.50 | 1,329,403,825.40 | 752,588,140.10 |
| 12 | Federal College of Education (T) Akoka Lagos | SW | 3,633,900,865.50 | 2,508,839,165.50 | 1,125,061,700.00 | 2,079,615,965.50 | 1,278,548,965.50 | 801,067,000.00 |
| 13 | Federal College of Education Kotangora | NC | 3,178,685,165.50 | 1,759,121,665.50 | 1,419,563,500.00 | 2,004,412,265.50 | 839,355,265.50 | 1,165,057,000.00 |
| 14 | Federal College of Education Osiele Abeokuta | SW | 3,521,730,865.50 | 2,696,076,915.50 | 825,653,950.00 | 2,079,615,965.50 | 1,502,155,915.50 | 577,460,050.00 |
| 15 | Federal College of Education (S) Oyo | SW | 2,932,236,865.50 | 2,019,761,565.50 | 912,475,300.00 | 2,089,615,965.50 | 1,352,389,165.50 | 737,226,800.00 |
| 16 | Federal College of Education Pankshin | NC | 5,850,744,865.50 | 4,903,974,715.50 | 946,770,150.00 | 2,079,615,965.50 | 1,502,155,915.50 | 577,460,050.00 |
| 17 | Federal College of Education (T) Omoku | SS | 2,734,277,865.50 | 1,947,793,515.57 | 786,484,349.93 | 2,079,615,965.50 | 1,583,155,915.57 | 496,460,049.93 |
| 18 | Federal College of Education (T) Potiskum | NE | 2,767,112,865.50 | 2,027,047,115.50 | 740,065,750.00 | 2,079,615,965.50 | 1,583,155,915.50 | 496,460,050.00 |
| 19 | Federal College of Education(T) Gusau | NW | 4,607,310,365.50 | 3,620,345,385.50 | 986,964,980.00 | 2,062,715,465.50 | 1,294,765,985.50 | 767,949,480.00 |
| 20 | Federal College of Education Zuba | NC | 5,024,326,865.50 | 4,005,198,273.00 | 1,019,128,592.50 | 2,074,041,965.50 | 1,471,245,835.50 | 602,796,130.00 |
| 21 | Federal College of Education Arochukwu(Abia State COE) | SE | 2,831,300,865.50 | 2,149,056,770.50 | 682,244,095.00 | 2,079,615,965.50 | 1,649,615,965.50 | 430,000,000.00 |
| 22 | Adamawa State Coll. Of Educ. Hong | NE | 4,975,430,265.50 | 4,077,941,365.50 | 897,488,900.00 | 2,079,615,365.50 | 1,600,865,365.50 | 478,750,000.00 |
| 23 | Akwa Ibom State Coll. Of Educ. Afaha | SS | 3,354,900,865.50 | 2,392,292,070.50 | 962,608,795.00 | 2,079,615,965.50 | 1,327,027,825.50 | 752,588,140.00 |
| 24 | Nwafor Orizu (Anam State) COE Nsugbe | SE | 2,722,109,865.50 | 1,897,467,436.42 | 824,642,429.08 | 2,079,615,965.50 | 1,494,542,515.50 | 585,073,450.00 |
| 25 | Bauchi State coll. Of Educ. Azare | NE | 7,264,102,567.04 | 6,651,248,617.04 | 612,853,950.00 | 2,079,615,965.50 | 1,649,115,965.50 | 430,500,000.00 |
| 26 | Benue State Coll. Of Educ. Kat. Ala | NC | 4,293,378,865.50 | 3,720,388,595.50 | 572,990,270.00 | 1,467,615,965.50 | 1,085,478,495.50 | 382,137,470.00 |
| 27 | Benue State Coll. Of Educ. Oju | | 5,056,471,565.50 | 4,655,087,065.52 | 401,384,499.98 | 830,518,965.50 | 619,718,965.52 | 210,799,999.98 |
| 28 | Umar, Ibn El-kanemi Coll. of Ed. Sci. & Tech. | | 1,458,525,365.50 | 1,063,080,215.50 | 395,445,150.00 | 616,648,465.50 | 386,648,465.50 | 230,000,000.00 |
| 29 | Kashim Ibrahim Coll. Of Educ. M/guri | NE | 3,372,221,965.50 | 3,079,986,638.87 | 292,235,326.63 | 929,945,365.50 | 788,939,886.69 | 141,005,478.81 |
| 30 | Coll. Of Educ. Waka Biu | | 3,099,515,375.42 | 2,730,273,856.52 | 369,241,518.90 | 953,366,775.50 | 753,366,775.50 | 200,000,000.00 |
| 31 | Coll. Of Education Agbor | SS | 1,251,112,565.50 | 955,998,625.50 | 295,113,940.00 | 917,615,965.50 | 761,767,825.50 | 155,848,140.00 |
| 32 | Coll. Of Education Warri | | 3,410,389,565.50 | 2,853,049,965.50 | 557,339,600.00 | 868,878,965.50 | 620,128,965.50 | 248,750,000.00 |
| 33 | Coll. Of Education Ekiadolor | | 2,881,891,065.50 | 2,523,615,045.50 | 358,276,020.00 | 818,548,465.50 | 618,548,465.50 | 200,000,000.00 |
| 34 | Alvan Ikoku Coll. Of | SE | | | | | | |

| | | | | | | | | |
|----|--|----|------------------|------------------|------------------|------------------|------------------|------------------|
| | Education | | 2,622,519,865.50 | 1,777,007,305.50 | 845,512,560.00 | 2,079,615,965.50 | 1,481,250,505.50 | 598,365,460.00 |
| 35 | Coll. Of Education Gumel Jigawa | NW | 4,799,044,865.50 | 3,762,685,425.50 | 1,036,359,440.00 | 2,078,615,965.50 | 1,532,405,915.50 | 546,210,050.00 |
| 36 | Coll. Of Education Gidan Waya | NW | 3,458,975,000.70 | 2,350,918,045.61 | 1,108,056,955.09 | 2,062,715,465.50 | 1,249,319,335.41 | 813,396,130.09 |
| 37 | Sa'adatu Rimi College of Education, Kumbotso | NW | 4,695,056,865.50 | 4,013,978,015.50 | 681,078,850.00 | 2,079,615,965.50 | 1,583,155,915.50 | 496,460,050.00 |
| 38 | Coll. Of Educ. (Isa Kaita) Dutsin-Ma | NW | 3,529,900,865.50 | 2,797,067,115.50 | 732,833,750.00 | 2,079,615,965.50 | 1,583,155,915.50 | 496,460,050.00 |
| 39 | Adamu Augie Coll.of Educ.Argungu | NW | 5,281,785,865.50 | 4,293,965,465.50 | 987,820,400.00 | 2,079,615,965.50 | 1,583,155,915.50 | 496,460,050.00 |
| 40 | Coll. Of Education Ankpa | NC | 3,803,226,865.50 | 3,108,864,765.50 | 694,362,100.00 | 1,807,615,965.50 | 1,429,189,165.50 | 378,426,800.00 |
| 41 | Coll. Of Education Ilorin | | 1,719,855,565.50 | 1,355,436,965.50 | 364,418,600.00 | 868,878,965.50 | 668,878,965.50 | 200,000,000.00 |
| 42 | Coll. Of Education Oro Kwara | NC | 1,953,538,565.50 | 1,643,978,365.50 | 309,560,200.00 | 917,615,965.50 | 769,189,165.50 | 148,426,800.00 |
| 43 | Coll. Of Education (T) Lafiagi | | 1,741,682,865.50 | 1,347,781,800.50 | 393,901,065.00 | 730,878,965.50 | 500,878,965.50 | 230,000,000.00 |
| 44 | Coll. Of Education Minna | NC | 6,818,522,865.50 | 6,017,459,505.50 | 801,063,360.00 | 2,079,615,965.50 | 1,481,250,505.50 | 598,365,460.00 |
| 45 | Coll. Of Education Akwanga | NC | 6,218,407,865.50 | 5,045,855,270.01 | 1,172,552,595.49 | 2,067,584,965.50 | 1,571,124,920.01 | 496,460,045.49 |
| 46 | Adeniran Ogunsanyan College of Education Ijanikin | SW | 2,380,115,969.50 | 1,644,302,679.50 | 735,813,290.00 | 1,467,615,069.50 | 1,020,070,279.50 | 447,544,790.00 |
| 47 | Michael Otedola COPED (COE Noforija Epe). | | 6,606,865,565.50 | 5,125,066,015.50 | 1,481,799,550.00 | 830,878,965.50 | 558,878,965.50 | 272,000,000.00 |
| 48 | Adeyemi Coll. Of Educ. Ondo | SW | 2,661,900,865.50 | 1,475,281,965.50 | 1,186,618,900.00 | 2,079,615,965.50 | 1,186,748,965.50 | 892,867,000.00 |
| 49 | Coll. Of Education Ikere Ekiti | SW | 2,804,972,865.50 | 1,958,012,085.50 | 846,960,780.00 | 2,076,437,965.50 | 1,451,488,485.50 | 624,949,480.00 |
| 50 | Osun State Coll. Of Educ. Ilesha | SW | 5,218,802,865.50 | 4,620,906,665.54 | 597,896,199.96 | 1,467,615,965.50 | 1,066,925,145.54 | 400,690,819.96 |
| 51 | Coll. Of Educ. Ila Orangun Osun | | 2,023,297,563.50 | 1,442,446,614.56 | 580,850,948.94 | 830,878,965.50 | 558,998,966.56 | 271,879,998.94 |
| 52 | Emmanuel Ayande College of Education, Oyo | SW | 6,487,761,365.50 | 5,300,530,075.50 | 1,187,231,290.00 | 2,079,615,465.50 | 1,285,880,675.50 | 793,734,790.00 |
| 53 | Coll. Of Education Gindlri | NC | 4,462,344,865.50 | 4,023,230,965.50 | 439,113,900.00 | 2,079,615,965.50 | 1,899,015,965.50 | 180,600,000.00 |
| 54 | Coll. Of Education Rumuolumeni P/H | | 1,693,014,965.50 | 1,693,014,965.50 | - | 331,548,965.50 | 331,548,965.50 | - |
| 55 | Shehu Shagari Coll. Of Edu Sokoto | NW | 6,417,771,865.50 | 5,698,657,315.51 | 719,114,549.99 | 2,079,615,965.50 | 1,583,155,915.51 | 496,460,049.99 |
| 56 | Coll. Of Education Jalingo-Zing | NE | 8,612,322,865.50 | 7,844,630,262.05 | 767,692,603.45 | 2,079,615,965.50 | 1,619,197,862.05 | 460,418,103.45 |
| 57 | Umar Suleiman Coll. Of Education Gashua Yobe | NE | 2,977,295,965.50 | 2,208,411,815.49 | 768,884,150.01 | 2,079,615,965.50 | 1,494,543,515.49 | 585,072,450.01 |
| 58 | Zamfara State College of Education Maru | NW | 4,557,081,400.00 | 3,937,572,972.50 | 619,508,427.50 | 2,037,296,500.00 | 1,607,296,500.00 | 430,000,000.00 |
| 59 | College of Education Ikwo Ebonyi | SE | 2,995,681,900.00 | 2,068,435,735.25 | 927,246,164.75 | 1,997,297,000.00 | 1,500,836,950.00 | 496,460,050.00 |
| 60 | College of Physical Education, Mosogar Delta State | | 1,029,644,900.00 | 628,772,800.00 | 400,872,100.00 | 633,560,000.00 | 403,560,000.00 | 230,000,000.00 |
| 61 | Nig. Army Educ. Corps & School Ilorin | NC | 2,519,999,865.50 | 1,752,147,614.64 | 767,852,250.86 | 2,079,615,965.50 | 1,593,955,914.64 | 485,660,050.86 |
| 62 | Enugu State COE (Tech.), Enugu | SE | 2,515,681,900.00 | 1,200,199,540.00 | 1,315,482,360.00 | 1,940,897,000.00 | 902,580,000.00 | 1,038,317,000.00 |
| 63 | Coll. Of Educ. Akamkpa | SS | 2,576,153,865.50 | 1,694,787,205.50 | 881,366,660.00 | 1,943,055,965.50 | 1,353,551,845.50 | 589,504,120.00 |
| 64 | Tai Solarin Coll. Of Educ. Ijebu-Ode | SW | 2,404,016,865.50 | 1,659,296,915.50 | 744,719,950.00 | 1,958,055,965.50 | 1,412,845,915.50 | 545,210,050.00 |
| 65 | College of Education Igueben, Edo State | SS | 2,840,151,900.00 | 2,255,430,790.00 | 584,721,110.00 | 1,261,067,000.00 | 871,508,190.00 | 389,558,810.00 |
| 66 | Isaac Jasper Boro College of Education, | SS | 2,702,851,900.00 | 1,400,049,680.00 | 1,302,802,220.00 | 1,623,067,000.00 | 637,500,000.00 | 985,567,000.00 |

| | | | | | | | | |
|----|--|--------------------|--------------------|-------------------|--------------------|-------------------|-------------------|--|
| | Sagbama | | | | | | | |
| 67 | Kogi State College of Education (Technical), Kabba | 614,476,600.00 | 236,041,600.00 | 378,435,000.00 | 272,000,000.00 | 61,200,000.00 | 210,800,000.00 | |
| 68 | Nig. Army Educ. Corps & Sch Lagos Yaba | 233,987,500.00 | 233,987,500.00 | - | 232,500,000.00 | 232,500,000.00 | - | |
| | Total | 244,934,198,126.15 | 189,965,427,543.47 | 54,968,770,582.68 | 115,686,989,122.30 | 79,046,158,864.67 | 36,640,830,257.63 | |

Source: Tertiary Education Trust Fund

8.4 Scholarship Awards

Federal Government provides scholarship awards to selected Nigerian students to pursue programmes in tertiary institutions considered relevant to achieving sustainable socio-economic growth and national development. The awards cover undergraduate and postgraduate programmes in Nigerian Universities, Polytechnics and Colleges of Education as well as higher institutions abroad. Selection of candidates for scholarships within the country and abroad are always done on State basis with consideration given to gender balancing. The foreign scholarship involves the Commonwealth awards and awards from countries having Bi-lateral Education Agreement with Nigeria.

Table 8.8: Summary of Nigerian Undergraduate and Post Graduate Scholarship Awards by Tertiary Institutions and Year

| Year | 2012 | | 2013 | | 2014 | | 2015 | | 2016 | |
|---|--------------|---------------|--------------|---------------|--------------|---------------|--------------|---------------|--------------|---------------|
| Institution | No of Awards | Cost in Naira | No of Awards | Cost in Naira | No of Awards | Cost in Naira | No of Awards | Cost in Naira | No of Awards | Cost in Naira |
| Universities | 303 | 45,450,000 | 321 | 48,150,000 | - | - | 1,193 | 178,950,000 | 1,194 | 179,100,000 |
| Polytechnics | 152 | 15,200,000 | 66 | 6,600,000 | - | - | 129 | 12,900,000 | 129 | 12,900,000 |
| Colleges of Education | 171 | 17,100,000 | 64 | 6,600,000 | - | - | 169 | 16,900,000 | 170 | 17,000,000 |
| Post Graduate awards in Tertiary Institutions | 109 | 19,620,000 | 60 | 10,800,000 | - | - | 203 | 36,540,000 | 204 | 36,720,000 |
| Total | 735 | 97,370,000 | 511 | 72,150,000 | - | - | 1,694 | 245,290,000 | 1,697 | 245,720,000 |

Source: Federal Scholarship Board

Table 8.8 shows the number of scholarships awarded by the Nigerian Federal Government and the cost implication from 2012 – 2016. Scholarship awards for University undergraduates were the highest within the period, followed by Colleges of Education and Polytechnics. There was no scholarship award in the year 2014.

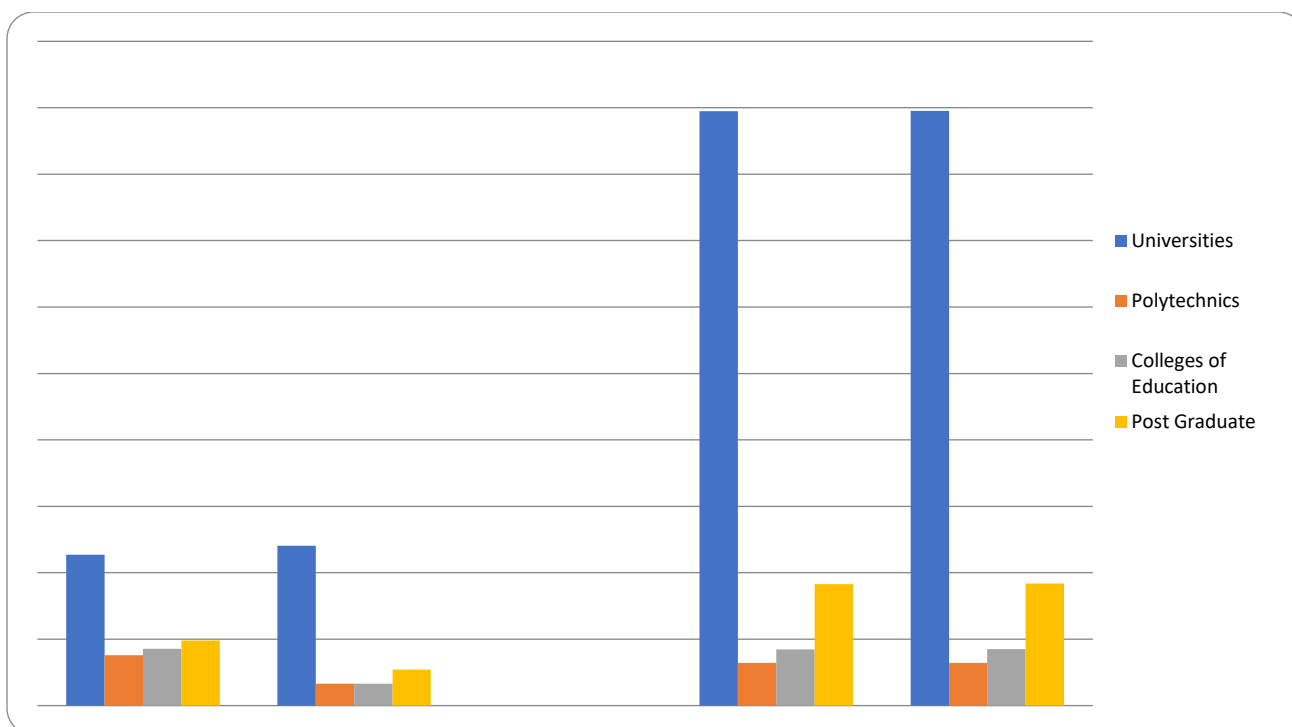


Fig. 8.4: National Summary of Nigerian Scholarship Awards by Institutions

Table 8.9: Summary of Commonwealth Scholarship and Fellowship Programme Awards

| Year | 2012 | | 2013 | | 2014 | | 2015 | | 2016 | |
|---------------|------------|---------------|------------|---------------|------------|---------------|------------|---------------|------------|---------------|
| | No. Awards | Cost in Naira | No. Awards | Cost in Naira | No. Awards | Cost in Naira | No. Awards | Cost in Naira | No. Awards | Cost in Naira |
| U. K. | 16 | 26,000,000 | 25 | 35,572,464 | 13 | 24,353,711.40 | 20 | 37,236,097 | 16 | 12,477,112 |
| CANADA | | | | | | | | | | |
| NEW ZEALAND | | | 1 | 40,310 | 1 | 40,310 | 1 | 40,310 | 1 | 40,310 |
| INDIA | | | 5 | 201,550 | 1 | 100,775 | | | | |
| AFRICAN UNION | | | 1 | 201,550 | | | | | | |
| Total | 16 | 26,000,000 | 32 | 36,015,674 | 15 | 24,494,796 | 21 | 37,276,407 | 17 | 12,517,422 |

Source: Federal Scholarship Board

The Commonwealth scholarship and fellowship programme award to Nigerians is presented in Table 8.9.

Table 8.10: Summary of Bilateral Education Agreement (BEA) Awards from 2013 - 2017

| S/N | Country | 2013 | 2014 | 2015 | 2016 | 2017 | Cost in Naira |
|-----|--------------|--------------|--------------|--------------|--------------|--------------|-------------------|
| | | No of Awards | No of Awards | No of Awards | No of Awards | No of Awards | |
| 1 | Algeria | 26 | 25 | | 46 | 62 | 75996785.2 |
| 2 | China | 23 | 23 | | 31 | 28 | 54727703.8 |
| 3 | Cuba | 33 | 33 | | 9 | 5 | 7699485.5 |
| 4 | Egypt | 14 | 14 | | 23 | 20 | 25375893.2 |
| 5 | Greece | 2 | 2 | | 0 | 0 | 0 |
| 6 | Hungry | 0 | 0 | | 79 | 98 | 141037457.4 |
| 7 | Morocco | 77 | 76 | | 90 | 81 | 93156537.6 |
| 8 | Romania | 10 | 10 | | 10 | 9 | 15434211.8 |
| 9 | Russia | 329 | 324 | | 384 | 363 | 512854957.3 |
| 10 | Serbia | 8 | 8 | | 8 | 5 | 6283560.5 |
| 11 | Tunisia | 12 | 7 | | 6 | 0 | 0 |
| 12 | Turkey | 40 | 44 | | 22 | 14 | 25554614.4 |
| 13 | Ukraine | 37 | 37 | | 37 | 35 | 44614223.5 |
| | Total | 611 | 603 | | 735 | 720 | 1002735430 |

Source: Federal Scholarship Board